



Insurance Industry Report for the Period

January – December 2016

Fourth Quarter Release

February 2017

INTRODUCTION

About Insurance Regulatory Authority

The Insurance Regulatory Authority (IRA) is a State Corporation whose mandate is to regulate, supervise and promote the development of the insurance industry in Kenya. The key players regulated by IRA are Insurance Companies, Re-Insurance Companies, Insurance Brokers, Insurance Agents, Motor Assessors, Insurance Investigators, Insurance Surveyors, Loss Adjustors, Claim Settling Agents and Risk Managers.

The Authority has been working with various stakeholders locally, regionally and internationally to put in place policies that will enhance the regulatory environment for the insurance sector growth and enhance insurance access in the country.

About this Release

This is the 2016 fourth quarter industry release which provides market information and statistical overview of the insurance industry in Kenya for the period January to December 2016.

Acknowledgement

The insurance information contained in this report has been extracted from the quarterly unaudited returns submitted to the Authority in line with Section 54 of the Insurance Act. No adjustments have been made to the returns' data except where necessary in consultation with the insurer(s) or reinsurer(s).

The publication of any summary of the returns in this report does not necessarily mean that the returns so summarized have satisfied all the requirements of the Insurance Act, or that the Commissioner of Insurance approves the accuracy or the contents of the returns.

All the amounts are given in thousand Kenya shillings ('000' KES) except where otherwise stated.

Industry Highlights

The Authority, in partnership with other stakeholders, has continued to undertake various initiatives aimed at developing the insurance industry in Kenya.

During the fourth quarter of 2016, the following activities were undertaken by IRA in line with its mandate to promote the development of the insurance sector in Kenya.

Executive Certificate of Proficiency in Insurance

ECOP program is one of the ways the Authority enhances the capacity and access to insurance within the country by training and licensing potential insurance agents at the counties. During the quarter under review the following ECOP trainings were conducted in the following counties:

County	No.of Participants	Period
Samburu	100	7th - 19th November, 2016
Embu	120	10th - 22nd October, 2016

Trainings and Other Stakeholders workshops

The Authority conducted the following trainings and workshops for the various stakeholders during the Fourth quarter of the year 2016:

County	Training	Period
Meru	Champions, Mobile Clinic and Roadshow	2 nd - 3 rd November, 2016
Uasin Gishu	Champions, Mobile Clinic and Roadshow	30 th November and 1 st December, 2016

Recently Developed/Repackaged Insurance Products

During the Fourth quarter of the year 2016 the following new/repackaged insurance products were filed with the Authority by various insurance companies:

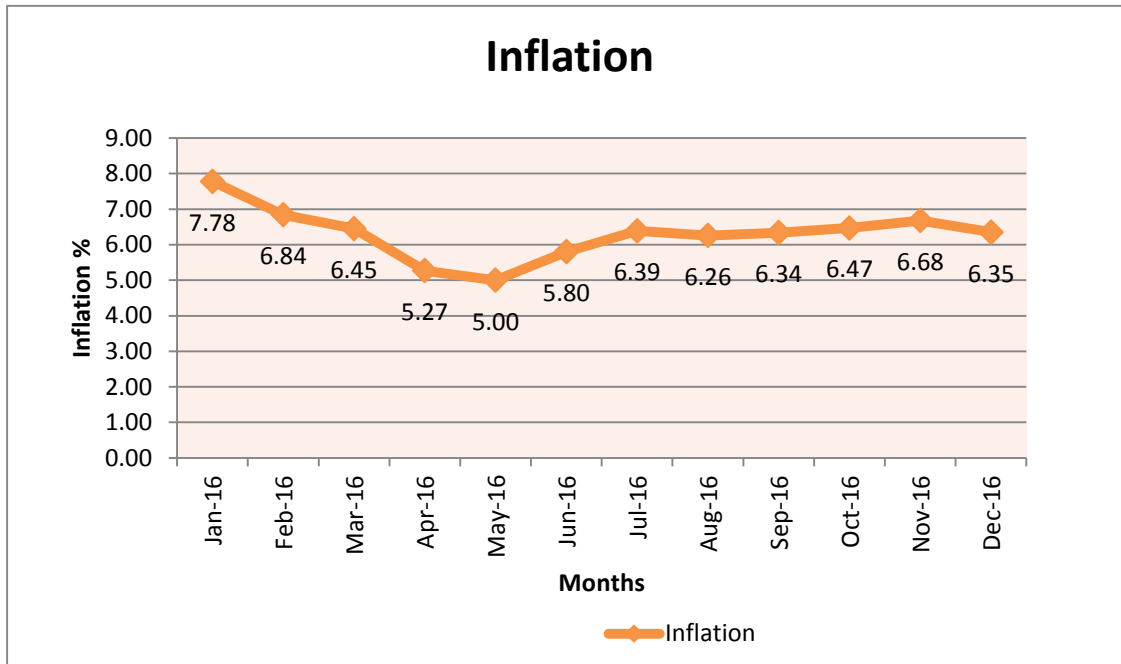
New/Repackaged product	Class of Business	Company
Medisure	Medical	CIC General Insurance
America Assist	Bundled	GA Insurance
Malaika	Motor Private	GA Insurance
Najiboresha	Pensions	Geminia Insurance
Motor Cash Back	Motor Private	Heritage Insurance
Trade Credit Insurance	Miscellaneous	Heritage Insurance
Madison Uniplan	Investments	Madison Insurance
Platinum Plus Plan	Life Assurance	Prudential Life Assurance
Faidi and Faraja	Medical	Resolution Insurance
Ziara	Microinsure	Resolution Insurance

ECONOMIC AND MARKET ANALYSIS

Some key economic indicators' trends are analyzed as follows:

Inflation:

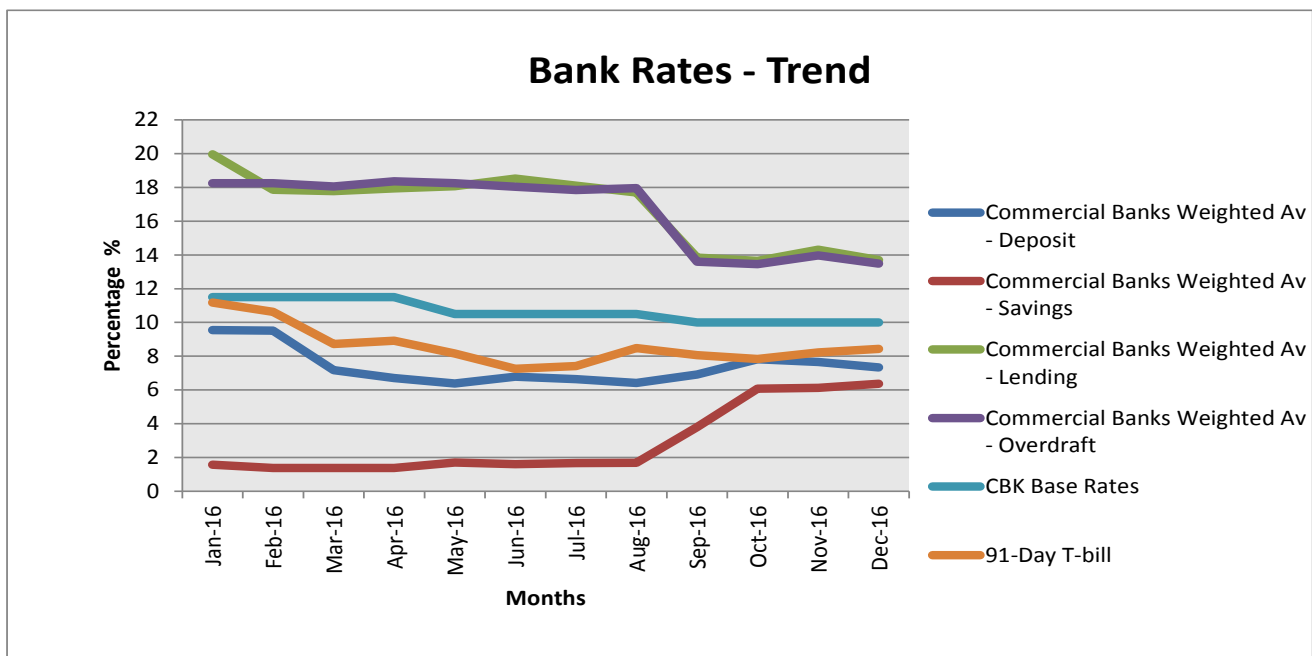
In computation of inflation, the *Consumer price index (CPI)* is used. This index measures changes in the price level of consumer goods and services purchased by households in a given period relative to a base period. Changes in CPI determine the rate of inflation in an economy.



Source: KNBS

The fourth quarter of 2016 opened at 6.47% up from 6.34% in September 2016 and closed at 6.35% in December 2016. The average rate of inflation during the last quarter of 2016 was 6.5% compared to an average rate of 6.3% in the previous quarter.

Bank Rates

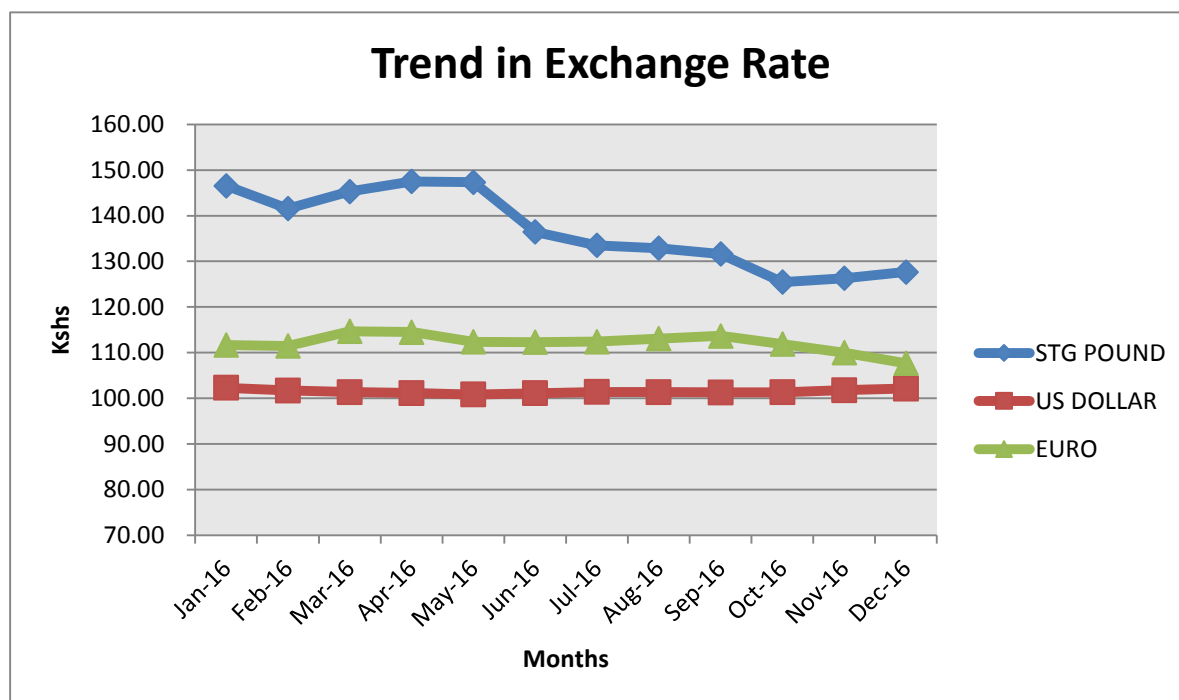


Source: CBK

The commercial bank lending rate has remained below the cap rate (14%) as per the interest cap law while the Central Bank base rate was maintained at 10% for this period. The average lending rate for the period under review was 13.9%. The savings rate has improved remarkably this quarter to close at an all-time high of 6.37% compared to last quarter's closing rate of 3.79%.

The money market yield closed at 8.44% compared to last quarter's figure of 8.1%. However quarter four 2016 closing value is still below the closing value of the same quarter in 2015 of 10.85%.

Exchange Rates:



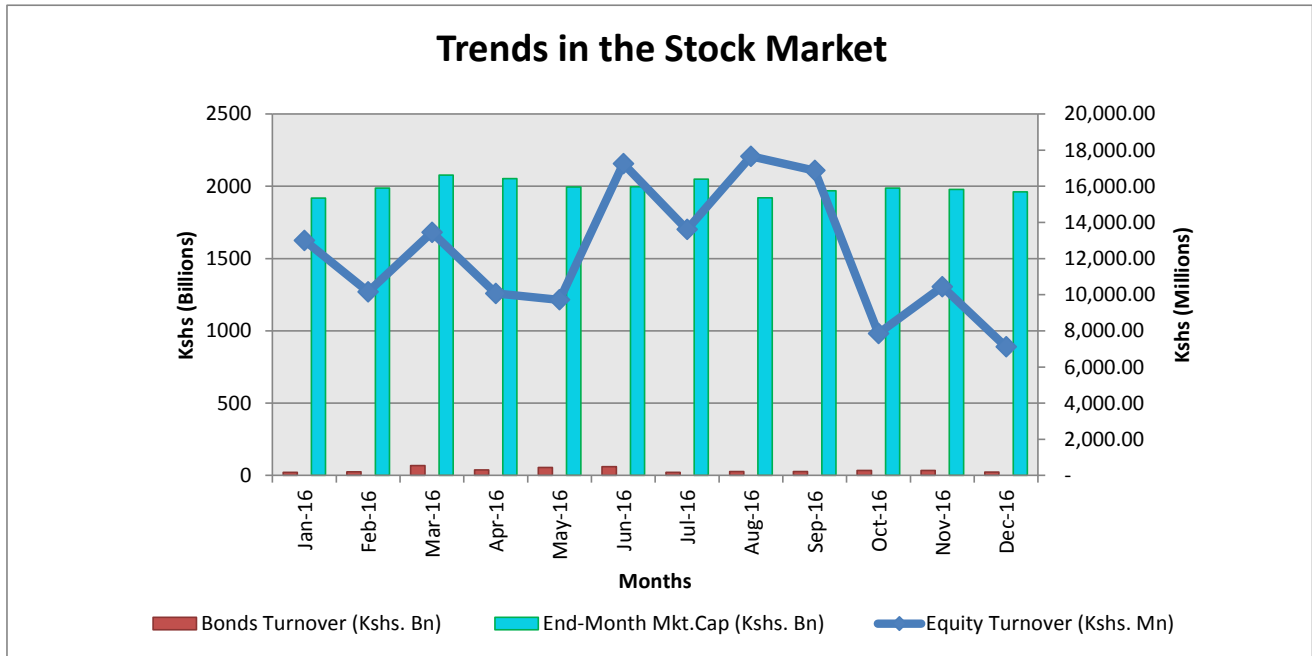
Source: CBK

The Kenyan shilling appreciated against the euro during the quarter while it depreciated slightly against the dollar and pound towards the end of the quarter. The end of quarter exchange rate was KES 127.68, KES 102.13 and KES 107.67 against the pound, dollar and euro respectively.

Capital Markets:

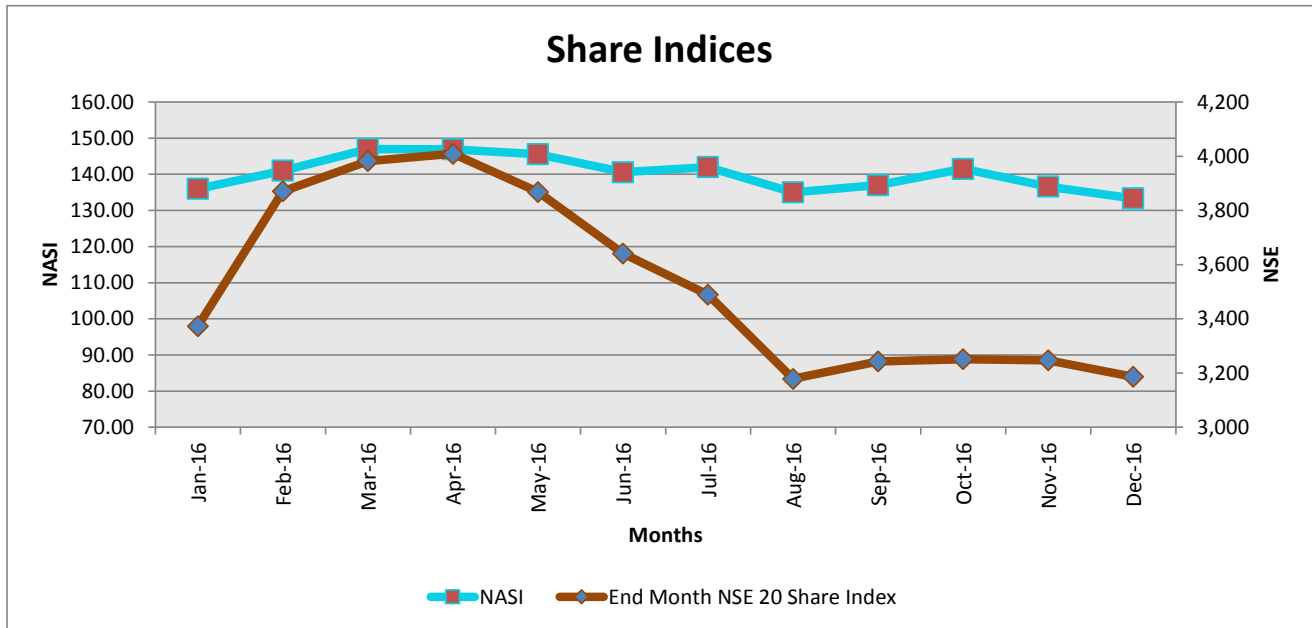
Performance of the Kenyan Capital Market has been declining during the period under review. Equity turnover has fallen significantly during the last quarter of 2016 to close at KES 7.11 billion compared to KES 16.87 billion at the end of the previous quarter. This decline may be attributed to: the implementation of the

interest cap law, general economic downturn, investor uncertainty regarding the August 2017 general elections and global events such as the BREXIT vote and the outcome of the 2016 US Elections. Market capitalization closed at KES 1.97 trillion.



Source: CMA

The NSE and NASI have also continued to fall closing at 3,186.21 and 133.34 respectively in December 2016 compared to the quarter three 2016 closing figures of 3,243 and 137.



Source: CMA

Real Estate Market:

The Kenya Bankers Association Housing Price Index (KBA-HPI) increased by 1.58% in the last quarter of 2016 compared to the 2.2% rise during the third quarter of 2016.

According to KBA report (Issue 9, 2016), this slow increase in house prices has been attributed to the implementation of the interest capping law which has led to a reduction in mortgage approvals, as lenders have been stricter to reduce risk, and hence constrained demand.

ANALYSIS OF KEY INSURANCE INDICATORS

The industry data is summarized in the following table:

Key Performance Indicators								
Indicator	Life Business				General business			
	2016	2015	2014	Annual Change (%)	2016	2015	2014	Annual Change (%)
	KES '000'	KES '000'	KES '000'	(2016/2015)	KES '000'	KES '000'	KES '000'	(2016/2015)
Insurers								
Gross Premium Income	73,061,848	61,242,660	56,482,505	19.30	121,674,068	112,133,725	101,296,565	8.51
Net Premium Income	67,579,041	56,513,932	52,612,987	19.58	89,212,869	82,986,084	74,022,548	7.50
Net Earned Premium Income (GB)	-	-	-	-	86,148,253	79,577,999	70,208,366	8.26
Claims Incurred (GB)	-	-	-	-	53,701,020	49,131,348	41,894,576	9.30
Benefit Payment (LT)	36,984,879	28,264,229	27,165,359	30.85	-	-	-	-
Commissions	5,598,142	5,078,002	4,380,379	10.24	6,718,377	5,986,035	4,877,037	12.23
Management Expenses	12,011,235	11,175,703	9,450,776	7.48	26,119,690	24,530,588	20,967,004	6.48
Underwriting Profits (GB)	-	-	-	-	(390,837)	(69,974)	2,469,775	-458.55
Profit Before Tax (EBT)	7,722,165	1,519,248	7,542,450	408.29	7,288,593	9,782,320	12,444,422	-25.49
Profit After Tax (PAT)	5,853,221	1,846,898	7,049,766	216.92	5,259,846	7,664,363	10,199,796	-31.37
Shareholders' Funds	45,257,877	36,259,120	36,566,041	24.82	67,017,728	65,984,118	61,581,591	1.57
Total Assets	305,388,799	268,975,737	240,086,006	13.54	172,809,228	163,976,611	146,174,265	5.39
Total Liabilities	260,130,922	232,716,617	203,519,965	11.78	105,791,500	97,992,493	84,592,678	7.96
Investments	271,905,662	242,750,355	218,773,943	12.01	113,637,387	111,067,029	100,827,400	2.31
Reinsurers								
Gross Premium Income	2,392,865	2,086,797	1,621,923	14.67	15,266,956	16,357,428	14,752,249	-6.67
Net Premium Income	2,069,463	1,812,502	1,424,232	14.18	14,497,677	15,727,721	14,160,056	-7.82
Net Earned Premium Income (GB)	-	-	-	-	14,845,745	14,999,688	13,116,791	-1.03
Claims Incurred (GB)	-	-	-	-	7,992,736	8,616,077	7,521,466	-7.23
Benefit Payment (LT)	1,038,273	767,074	537,174	35.35	-	-	-	0.00
Commissions	606,362	533,167	442,725	13.73	4,166,793	4,185,503	3,833,498	-0.45
Management Expenses	290,959	249,252	198,404	16.73	1,521,626	1,614,663	1,192,383	-5.76
Underwriting Profits (GB)	-	-	-	-	1,164,589	583,445	569,444	99.61
Profit Before Tax (EBT)	735,073	719,710	805,147	2.13	4,303,930	3,664,325	3,827,271	17.45
Profit After Tax (PAT)	514,545	570,187	752,291	-9.76	3,010,869	3,116,590	3,270,411	-3.39
Shareholders' Funds	4,642,666	4,124,180	4,365,977	12.57	23,368,764	21,800,400	20,030,143	7.19
Total Assets	8,982,736	8,044,017	6,811,765	11.67	38,069,488	36,220,157	33,237,822	5.11
Total Liabilities	4,340,068	3,919,837	2,445,788	10.72	14,700,724	14,419,757	13,207,679	1.95
Investments	8,528,747	7,712,746	6,493,552	10.58	29,242,934	28,305,757	26,275,564	3.31

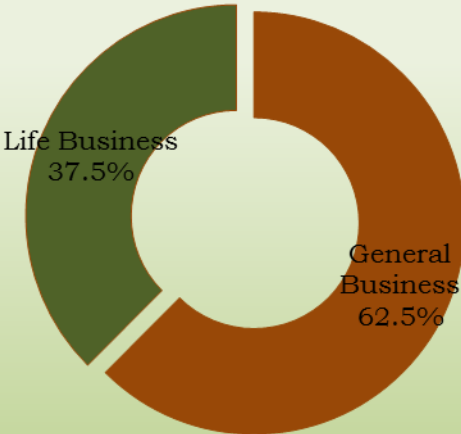
Industry Gross Premium Income

In 2016, insurance premiums registered a growth of 12.3% largely driven by growth in the life sector. This was an accelerated growth compared to 9.9% growth witnessed in the previous year. The life sector grew by 19.3% compared to an 8.5% growth in the non-life segment.

The non-life segment contributed 62.5% (KES 121.67 billion) while long-term insurance business contributed 37.5% (KES 73.06 billion) of the total premium written by insurers during the period under review.

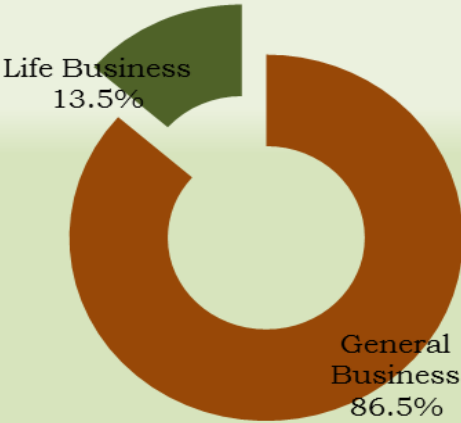
The following chart shows the distribution of gross premium income written by insurers:

Gross Premium Income for Insurers



The distribution of gross premium income under reinsurance business is shown in the following chart:

Gross Premium Income for Reinsurers



Reinsurance premiums have been shrinking on the backdrop of declining reinsurance activity in the market. The premiums reported by reinsurers by the end of 2016 amounted to KES 17.66 billion compared to KES 18.44 billion reported by the end of 2015. This represents a decline of 4.3% during this period. The gross premium income reported under life reinsurance business amounted to KES 2.39 billion while that under general reinsurance business was KES 15.27 billion.

Claims experience and underwriting expenses

The loss ratio under general insurance for the period under review was 62.3% (2015: 61.5%). The general insurance business underwriters incurred claims amounting to KES 53.70 billion in 2016, an increase of 9.3% compared to KES 49.13 billion incurred during the previous year.

Underwriting expenses comprise of expenses of management and commissions (business acquisition costs). The net spending on commissions for the acquisition of business in 2016 amounted to KES 12.32 billion, representing a growth of 11.3% from KES 11.06 billion reported in the previous year. Management expenses grew marginally by 6.8% from KES 35.71 billion by the end 2015 to KES 38.13 billion a year later.

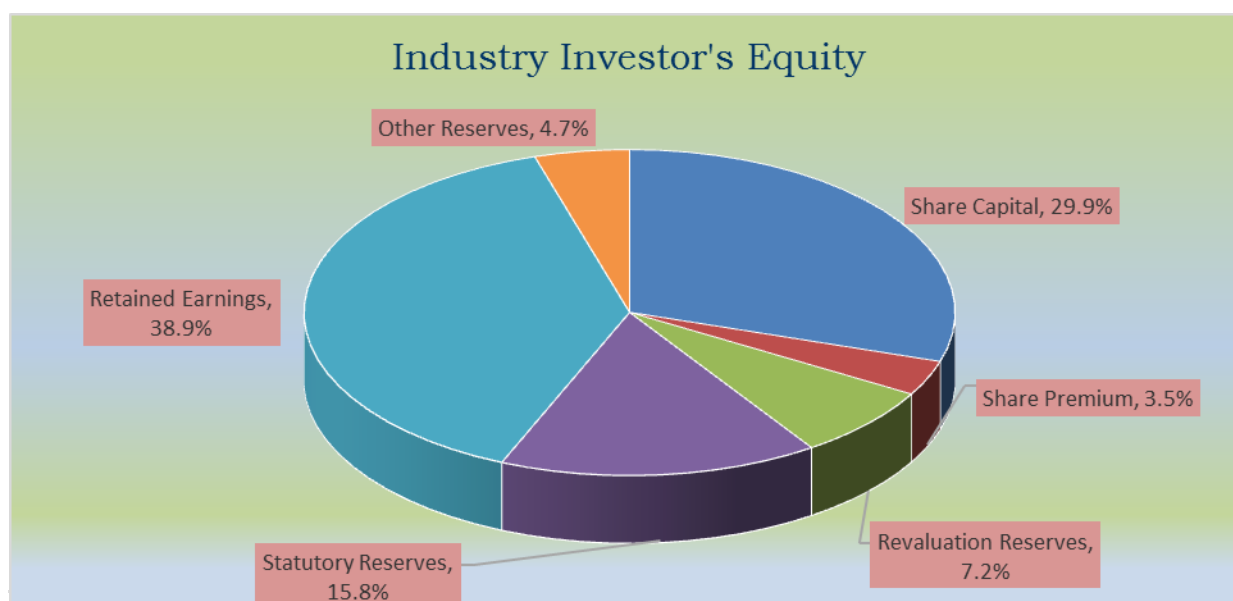
Commissions and management expense ratios under general insurance business were 7.8% and 30.3% respectively resulting to a combined ratio of 100.5% in 2016.

Shareholders' Funds

Investors' equity funds amounted to KES 140.29 billion as at the end of 2016. These had grown by 9.5% between 2015 and 2016 up from KES 128.17 billion. The key component of equity was retained earnings.

Some of the key components of shareholders funds were retained earnings at 38.9%, paid up capital at 29.9% and statutory reserves at 15.8%.

The distribution of industry investor's equity is shown in the following chart:



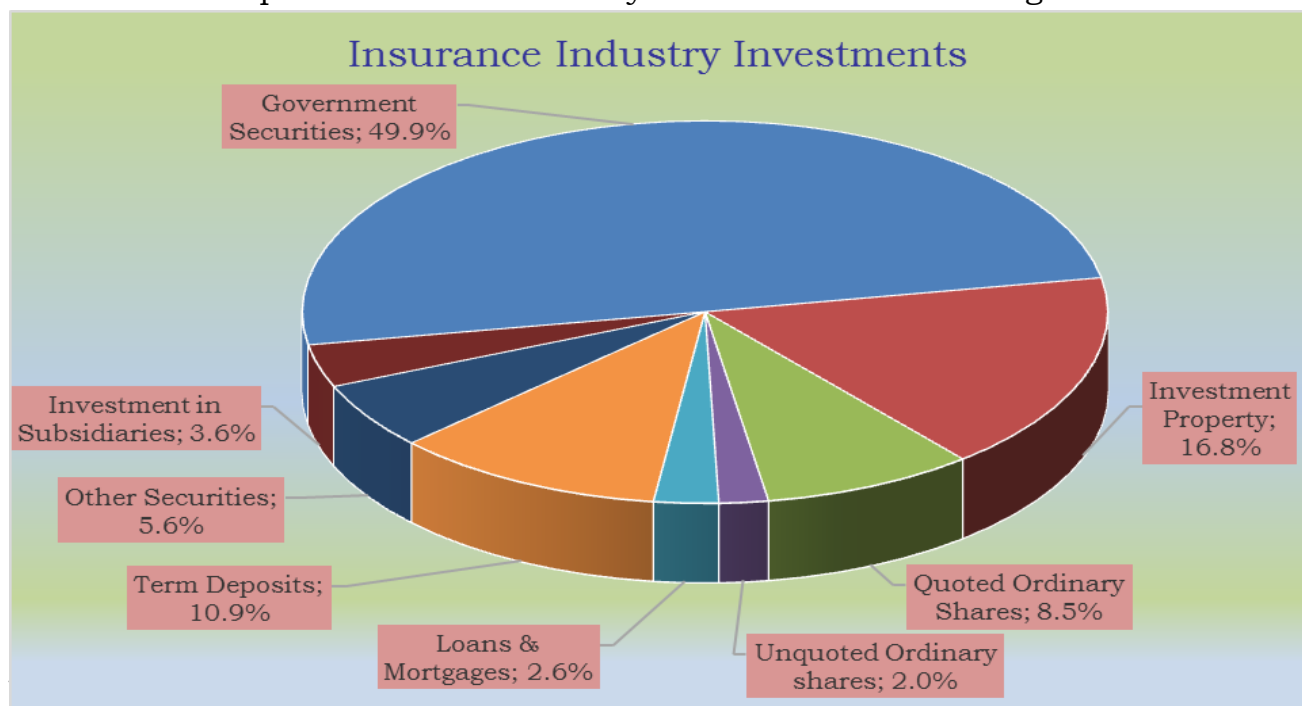
The insurance industry asset base was KES 525.25 billion as at the end of December 2016. This was a growth of 10.1% from KES 477.22 billion held as at the end of the previous year. Income generating assets formed 80.6% (KES 423.31 billion) of the total assets.

The total insurance industry's liabilities grew by 10.3% to KES 384.96 billion from KES 349.05 billion registered in 2015.

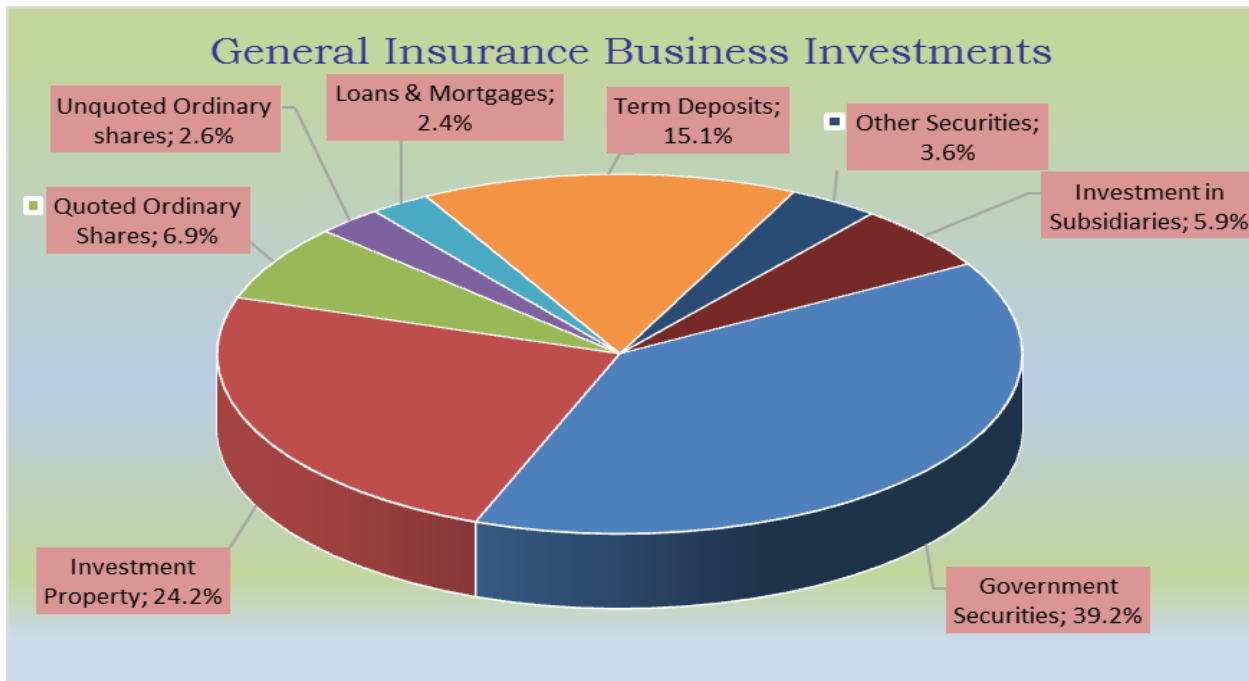
Investments

Insurance business requires companies to invest in assets that match their liabilities in both nature and term. Consequently, most insurers held their investments in government securities (49.9%), investment property (16.8%), term deposits (10.9%) and ordinary shares (8.5%).

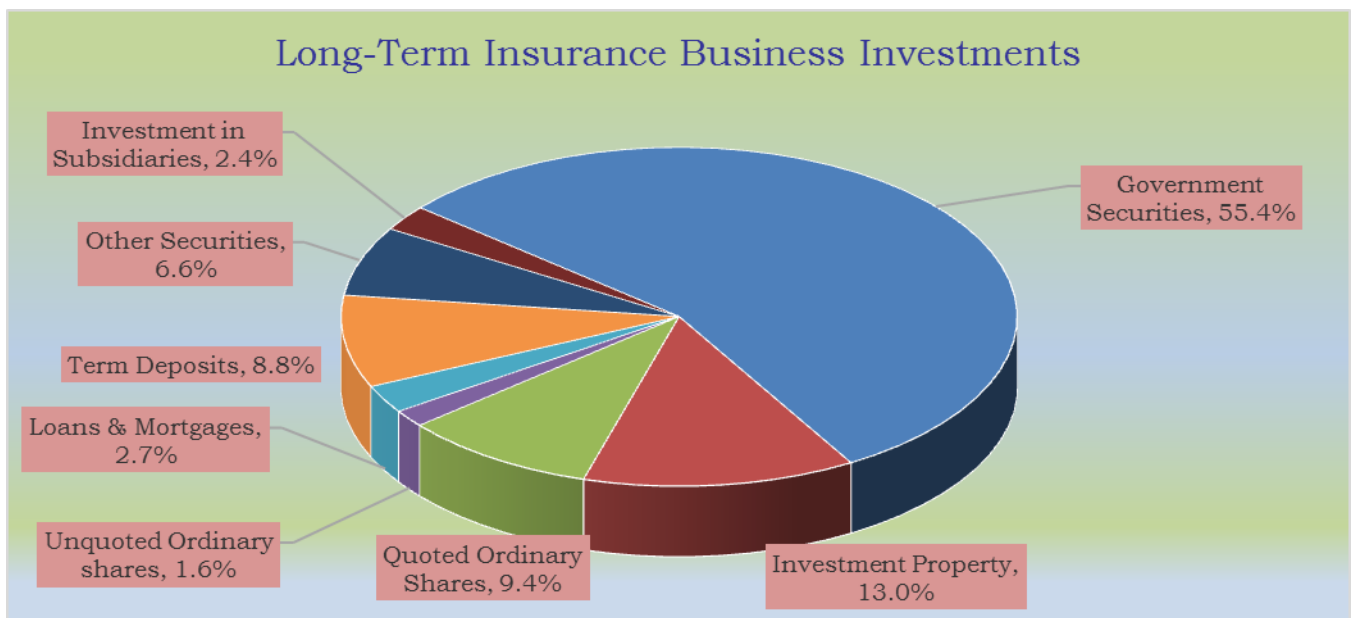
The investment portfolio for the industry is shown in the following chart:



insurance business underwriters:



The following chart displays the distribution of the investments held by the long term underwriters:



Key Industry Operating Ratios

The industry key operating ratios for both life and general insurance businesses for 2016 are summarized in the following table:

Indicator	Life Business			General business		
	2016	2015	2014	2016	2015	2014
Insurers (%)						
Retention Ratio	92.50	92.28	93.15	73.32	74.01	73.08
Net Incurred Claims Ratio (GB)	-	-	-	62.34	61.74	59.67
Net Commission Ratio	8.28	8.99	8.33	7.80	7.52	6.95
Management Expense Ratio	17.77	19.78	17.96	30.32	30.83	29.86
Combined Ratio	-	-	-	100.45	100.09	96.48
Shareholders' funds to Total Assets	14.82	13.48	15.23	38.78	40.24	42.13
Return on Assets (ROA)	2.69	0.60	3.46	4.33	6.31	9.05
Return on Equity (ROE)	14.36	5.07	21.68	7.91	12.02	18.23
Reinsurers (%)						
Retention Ratio	86.48	86.86	87.81	94.96	96.15	95.99
Net Incurred Claims Ratio (GB)	-	-	-	53.84	57.44	57.34
Net Commission Ratio	29.30	29.42	31.09	28.07	27.90	29.23
Management Expense Ratio	14.06	13.75	13.93	10.25	10.76	9.09
Combined Ratio	-	-	-	92.16	96.11	95.66
Shareholders' funds to Total Assets	51.68	51.27	64.09	61.38	60.19	60.26
Return on Assets (ROA)	8.63	9.69	12.37	11.59	10.55	12.72
Return on Equity (ROE)	11.74	13.43	19.17	13.33	14.90	18.17

Definition of Ratios

Retention ratio	= (Net premium / Gross premium)*100
Net Incurred claims ratio	= (Net Incurred claims / Net earned premium)*100
Net Commission ratio (general)	= (Net Commissions / Net earned premium)*100
Net Commission ratio (life)	= (Net Commissions / Net premium)*100
Management expense ratio (general)	= (Management expense / Net earned premium)*100
Management expense ratio (life)	= (Management expense / Net premium)*100
Combined ratio (general)	= (Net incurred claims ratio + Net commissions ratio + Management expense ratio)
Shareholders' funds to total assets	= (Shareholders' funds / Total assets)*100
Return on assets	= (Profit before tax/average total assets)*100
Return on equity	= (Profit after tax/average equity)*100

Statistical Appendices

Appendix 1: Summary of General Insurance Business Profit & Loss Accounts for the Period Ended 31.12.2016

Appendix 2: Summary of Long Term Insurance Business Profit & Loss Accounts For the Period Ended 31.12.2016

Appendix 3: Summary of Long Term Insurance Business Gross Premium Income for the Period Ended 31.12.2016

Appendix 4: Summary of Long Term Insurance Business Market Share (Gross premium income) per Class for the Period Ended 31.12.2016

Appendix 5: Summary of Life Assurance Business Revenue Accounts for the Period Ended 31.12.2016

Appendix 6: Summary of Annuities Business Revenue Accounts for the Period Ended 31.12.2016

Appendix 7: Summary of Group Life Business Revenue Accounts for the Period Ended 31.12.2016

Appendix 8: Summary of Group Credit Business Revenue Accounts for the Period Ended 31.12.2016

Appendix 9: Summary of Investments Business Revenue Accounts for the Period Ended 31.12.2016

Appendix 10: Summary of Permanent Health Business Revenue Accounts for the Period Ended 31.12.2016

Appendix 11: Summary of Pensions Business Revenue Accounts for the Period Ended 31.12.2016

Appendix 12: Summary of Combined Long Term Business Revenue Accounts for the Period Ended 31.12.2016

Appendix 13: Summary of Gross Premium Income under General Insurance Business for the Period Ended 31.12.2016

Appendix 14: Summary of General Insurance Business Market Share (Gross premium income) per Class for the Period Ended 31.12.2016

Appendix 15: Summary of Claims Paid under General Insurance Business for the Period Ended 31.12.2016

Appendix 16: Summary of Claims Incurred under General Insurance Business for the Period Ended 31.12.2016

Appendix 17: Summary of Incurred Claims Ratios under General Insurance Business for the Period Ended 31.12.2016

Appendix 18: Summary of Underwriting Profits under General Insurance Business for the Period Ended 31.12.2016

Appendix 19: Summary of General Insurance Business Revenue Accounts for the Period Ended 31.12.2016

Appendix 20: Summary of Long Term Insurance Business Balance Sheets as at 31.12.2016

Appendix 21: Summary of General Insurance Business Balance Sheets as at 31.12.2016

APPENDIX 1: SUMMARY OF GENERAL INSURANCE BUSINESS PROFIT & LOSS ACCOUNTS FOR THE PERIOD ENDED 31.12.2016															
Company	Profit Transferred from Revenue	Investment Income	Other Income	Total Income	Loss Transferred From Revenue	Management Expenses	Total Outgo	Profit / (Loss) Before Taxation	Provision for Taxation	Profit/(Loss) After Taxation	Unappropriated Profit/(Loss) BF	Transfer To Reserves	Other Appropriations	Dividend	Unappropriated Profit / (Loss) CF
INSURERS															
AAR INSURANCE KENYA	320,935	-	-	320,935	-	-	-	320,935	-	320,935	(220,599)	-	-	-	100,335
AFRICAN MERCHANT ASSURANCE	336,102	-	-	336,102	-	-	-	336,102	-	336,102	561,094	-	-	-	897,196
AIG INSURANCE COMPANY	176,694	266,079	(90,000)	352,773	-	-	-	352,773	105,832	246,941	1,262,927	-	-	-	1,509,868
ALLIANZ INSURANCE COMPANY	-	93,745	-	93,745	183,781	-	183,781	(90,035)	-	(90,035)	36,369	-	-	-	(53,667)
APA INSURANCE COMPANY	-	1,136,255	-	1,136,255	107,947	-	295,991	840,264	176,243	664,021	3,168,461	-	-	-	3,832,482
BRITAM GENERAL INSURANCE	81,603	677,552	-	759,155	-	-	-	759,155	252,654	506,501	(175,123)	-	-	-	331,378
CANNON ASSURANCE COMPANY	-	(39,217)	-	(39,217)	369,657	-	369,657	(408,874)	32,675	(441,549)	470,770	-	-	-	29,221
CIC GENERAL INSURANCE COMPANY	-	-	-	-	7,707	-	7,707	(7,707)	-	(7,707)	2,381,706	-	-	-	2,373,999
CORPORATE INSURANCE COMPANY	43,970	-	-	43,970	-	-	-	43,970	-	43,970	504,342	-	-	-	548,312
DIRECTLINE ASSURANCE COMPANY	-	266,538	6,899	273,437	17,006	24,071	92,724	180,713	38,130	142,583	586,047	-	-	-	728,630
FIDELITY SHIELD INSURANCE	15,042	152,545	8,134	175,721	-	34,317	123,636	52,085	-	52,085	400,963	-	-	-	453,048
FIRST ASSURANCE COMPANY	-	314,276	12,167	326,443	428,916	-	428,916	(102,473)	(46,200)	(56,273)	1,351,946	-	-	458,000	837,673
GA INSURANCE COMPANY	734,112	-	868	734,980	-	-	-	734,980	242,257	492,723	1,044,092	275,887	-	-	1,260,928
GEMINIA INSURANCE COMPANY	172,170	-	-	172,170	-	-	-	172,170	-	172,170	353,611	-	-	-	525,781
HERITAGE INSURANCE COMPANY	888,007	-	-	888,007	-	182,927	182,927	705,079	206,885	498,194	1,586,487	-	-	60,000	2,024,681
ICEA LION GENERAL INSURANCE	166,503	792,909	-	959,412	-	416,596	481,879	477,533	155,198	322,335	1,975,670	-	-	50,000	2,248,005
INTRA-AFRICA ASSURANCE	12,364	46,422	21,861	80,647	-	6,351	13,793	66,853	20,056	46,797	67,724	-	-	7,500	107,021
INVESCO ASSURANCE COMPANY	-	39,433	524	39,957	63,709	-	100,883	(60,927)	(18,278)	(42,649)	(1,254,908)	-	-	-	(1,297,556)
JUBILEE INSURANCE COMPANY	974,120	-	-	974,120	-	-	-	974,120	318,081	656,039	3,965,149	-	689,193	-	3,931,995
KENINDIA ASSURANCE COMPANY	61,518	-	75,829	137,348	-	13,480	49,000	88,348	26,504	61,843	1,612,334	-	-	-	1,674,177
KENYA ORIENT INSURANCE	199,900	-	-	199,900	-	115,571	115,571	84,329	-	84,329	94,617	-	-	-	178,946
MADISON INSURANCE COMPANY	52,166	-	1,963	54,129	-	-	-	54,129	-	54,129	726,011	-	-	-	780,140
MAYFAIR INSURANCE COMPANY	236,896	182,816	45,343	465,055	-	1,172	45,905	419,151	113,171	305,980	719,888	75,000	-	50,000	900,868
OCCIDENTAL INSURANCE COMPANY	216,225	-	1,487	217,712	-	40,639	62,393	155,319	46,596	108,723	278,594	-	-	45,045	342,272
PACIS INSURANCE COMPANY	58,077	-	-	58,077	-	6,153	6,153	51,923	17,423	34,500	345,155	-	-	-	379,656
PHOENIX OF EAST AFRICA	-	-	-	-	201,019	-	201,019	(201,019)	-	(201,019)	1,106,948	-	-	-	905,929
PIONEER INSURANCE COMPANY	-	9,123	-	9,123	-	9,082	9,082	41	12	29	-	-	-	-	29
RESOLUTION INSURANCE COMPANY	-	-	-	-	198,234	-	198,234	(198,234)	-	(198,234)	(389,968)	-	-	-	(588,202)
SAHAM INSURANCE COMPANY	51,482	-	-	51,482	-	-	-	51,482	15,446	36,036	152,085	-	-	-	188,121
SANLAM INSURANCE COMPANY	(14,804)	-	-	(14,804)	-	-	-	(14,804)	-	(14,804)	(237,497)	-	-	-	(252,301)
TAKAFUL INSURANCE OF AFRICA	224,876	-	17,848	242,724	-	-	-	242,724	-	242,724	(124,206)	-	-	-	118,518
TAUSI ASSURANCE COMPANY	116,653	171,317	(28,353)	259,616	-	5,503	15,296	244,320	68,936	175,384	257,984	-	-	60,000	373,369
THE KENYAN ALLIANCE INSURANCE	69,592	-	-	69,592	-	-	-	69,592	20,878	48,714	1,164,110	250,000	-	25,667	937,157
THE MONARCH INSURANCE	39,759	18,629	25,104	83,491	-	4,107	35,645	47,846	15,505	32,341	61,735	-	-	-	94,076
TRIDENT INSURANCE COMPANY	5,911	52,418	17,041	75,370	-	55,867	55,867	19,504	-	19,504	1,487,817	-	-	-	1,507,320
UAP INSURANCE COMPANY	-	1,064,946	24,259	1,089,205	261,979	-	261,979	827,226	220,742	606,484	5,336,622	170,232	400,000	-	5,372,874
XPLICO INSURANCE COMPANY	-	-	-	-	-	-	-	-	-	-	-	-	-	-	-
TOTAL	5,239,873	5,245,786	140,974	10,626,632	1,839,955	915,836	3,338,038	7,288,593	2,028,746	5,259,846	30,658,957	771,119	1,089,193	756,212	33,302,279
REINSURERS															
CONTINENTAL REINSURANCE	178,099	-	49,058	227,157	-	-	-	227,157	70,605	156,552	152,026	3,066	-	-	305,512
EAST AFRICA REINSURANCE	532,723	-	-	532,723	-	17,494	56,150	476,572	142,397	334,176	1,127,482	(83,066)	200,000	60,000	1,284,723
KENYA REINSURANCE CORPORATION	3,549,077	-	51,124	3,600,201	-	-	-	3,600,201	1,080,060	2,520,141	15,760,396	-	-	524,962	17,755,575
TOTAL	4,259,899	-	100,182	4,360,081	-	17,494	56,150	4,303,930	1,293,062	3,010,869	17,039,904	(80,000)	200,000	584,962	19,345,810
GRAND TOTAL	9,499,772	5,245,786	241,156	14,986,713	1,839,955	933,330	3,394,188	11,592,523	3,321,808	8,270,715	47,698,861	691,119	1,289,193	1,341,174	52,648,089

Amounts in Thousand Shillings

APPENDIX 2: SUMMARY OF LONG TERM INSURANCE BUSINESS PROFIT & LOSS ACCOUNTS FOR THE PERIOD ENDED 31.12.2016															
Company	Profit Transferred from Revenue	Investment Income	Other Income	Total Income	Loss Transferred From Revenue	Management Expenses	Total Outgo	Profit / (Loss) Before Taxation	Provision for Taxation	Profit/(Loss) After Taxation	Unappropriated Profit/(Loss) BF	Transfer To Reserves	Other Appropriations	Dividend	Unappropriated Profit / (Loss) CF
INSURERS															
APA LIFE ASSURANCE COMPANY	-	46,764	(15,787)	30,977	-	-	12,327	18,650	10,331	8,319	-	-	-	-	8,319
BARCLAYS LIFE	-	43,840	-	43,840	520,473	3,458	523,931	(480,091)	-	(480,091)	-	-	-	-	(480,091)
BRITAM LIFE ASSURANCE	5,263,122	(142,326)	-	5,120,797	-	-	-	5,120,797	1,578,937	3,541,860	-	-	-	-	3,541,860
CANNON ASSURANCE COMPANY	-	-	-	-	-	-	-	-	14,305	(14,305)	427,207	-	-	-	412,902
CAPEX LIFE ASSURANCE COMPANY	-	-	25,855	25,855	-	-	-	25,855	-	25,855	42,471	-	-	-	68,325
CIC LIFE ASSURANCE COMPANY	654,942	-	-	654,942	-	-	-	654,942	-	654,942	-	-	-	-	654,942
CORPORATE INSURANCE COMPANY	-	-	(18,101)	(18,101)	-	-	-	(18,101)	-	(18,101)	65,761	-	-	-	47,661
FIRST ASSURANCE COMPANY	-	-	-	-	-	-	-	-	15,489	(15,489)	-	(15,489)	-	-	-
GA LIFE ASSURANCE COMPANY	-	10,311	-	10,311	-	-	-	10,311	3,093	7,217	-	-	-	-	7,217
GEMINIA INSURANCE COMPANY	284,299	-	-	284,299	-	-	-	284,299	-	284,299	-	284,299	-	-	-
ICEA LION LIFE ASSURANCE	271,040	138,726	-	409,766	-	433	433	409,333	31,765	377,568	1,800,989	-	-	260,000	1,918,558
JUBLEE INSURANCE COMPANY	1,242,057	-	-	1,242,057	-	-	-	1,242,057	163,988	1,078,070	-	-	-	-	1,078,070
KENINDIA ASSURANCE COMPANY	60,000	-	-	60,000	-	-	-	60,000	-	60,000	81,555	-	(39)	56,263	85,331
KENYA ORIENT LIFE ASSURANCE	29,712	-	-	29,712	-	-	-	29,712	8,779	20,933	(19,377)	-	-	-	1,556
LIBERTY LIFE ASSURANCE COMPANY	-	-	257,537	257,537	-	-	-	257,537	55,963	201,574	(341,630)	199,064	-	-	(339,121)
MADISON INSURANCE COMPANY	61,679	-	-	61,679	-	-	-	61,679	18,504	43,176	62,000	43,176	-	-	62,000
METROPOLITAN INSURANCE	-	-	-	-	58,490	-	58,490	(58,490)	16,036	(74,526)	(842,442)	-	-	-	(916,968)
OLD MUTUAL LIFE ASSURANCE	-	203,431	-	203,431	1,502,696	5,861	1,508,556	(1,305,126)	-	(1,305,126)	(997,673)	-	-	-	(2,302,799)
PIONEER ASSURANCE COMPANY	411,262	-	-	411,262	-	-	-	411,262	123,379	287,884	301,690	-	-	-	589,574
PRUDENTIAL LIFE ASSURANCE	-	-	-	-	278,844	-	278,844	(278,844)	28,414	(307,258)	(446,598)	-	-	-	(753,856)
SAHAM ASSURANCE	-	-	-	-	-	-	-	-	-	-	893	-	-	-	893
SANLAM LIFE ASSURANCE	1,230,738	-	-	1,230,738	-	-	-	1,230,738	(213,086)	1,443,824	(734,710)	1,230,738	-	-	(521,624)
TAKAFUL INSURANCE OF AFRICA	57,282	-	-	57,282	-	1,987	1,987	55,295	13,049	42,246	12,136	11,798	-	-	42,584
THE KENYAN ALLIANCE INSURANCE	-	-	-	-	-	-	-	-	-	-	18,282	-	-	-	18,282
THE MONARCH INSURANCE	3,430	-	-	3,430	-	-	-	3,430	-	3,430	37,927	-	-	-	41,356
UAP LIFE ASSURANCE COMPANY	-	-	(13,080)	(13,080)	-	-	-	(13,080)	-	(13,080)	-	-	-	-	(13,080)
TOTAL	9,569,563	300,746	236,424	10,106,734	2,360,503	11,739	2,384,568	7,722,165	1,868,946	5,853,221	(531,519)	1,753,596	(39)	316,263	3,251,891
REINSURERS															
CONTINENTAL REINSURANCE	88,909	-	-	88,909	-	-	-	88,909	5,135	83,774	86,717	1,304	47,536	-	121,651
EAST AFRICAN REINSURANCE	44,493	155,720	-	200,213	-	1,050	4,560	195,653	61,373	134,279	366,086	70,363	-	-	430,002
KENYA REINSURANCE CORPORATION	450,511	-	-	450,511	-	-	-	450,511	154,019	296,492	2,994,521	-	-	-	3,291,013
TOTAL	583,913	155,720	-	739,633	-	1,050	4,560	735,073	220,527	514,545	3,447,324	71,667	47,536	-	3,842,666
GRAND TOTAL	10,153,476	456,466	236,424	10,846,367	2,360,503	12,789	2,389,128	8,457,238	2,089,473	6,367,766	2,915,805	1,825,253	47,497	316,263	7,094,557

Amounts in Thousand Shillings

APPENDIX 3: SUMMARY OF LONG TERM INSURANCE BUSINESS GROSS PREMIUM INCOME FOR THE PERIOD ENDED 31.12.2016									
Company	Life Assurances	Annuities	Pensions	Group Life	Group Credit	Permanent Health	Investments	Total	Market Share (%)
INSURERS									
APA LIFE ASSURANCE COMPANY	63,476	15,271	498,176	571,961	74,651	-	407	1,223,942	1.68
BARCLAYS LIFE	135,737	-	-	71,668	1,045,413	-	-	1,252,818	1.71
BRITAM LIFE ASSURANCE	6,642,025	460,222	7,712,733	644,320	1,067,492	-	652,529	17,179,321	23.51
CANNON ASSURANCE COMPANY	97,647	-	-	3,308	15,762	-	-	116,717	0.16
CAPEX LIFE ASSURANCE COMPANY	7,519	-	-	49,128	-	-	-	56,647	0.08
CIC LIFE ASSURANCE COMPANY	754,839	220,819	557,813	447,886	2,363,589	-	-	4,344,946	5.95
CORPORATE INSURANCE COMPANY	285,176	-	-	8,080	-	-	-	293,256	0.40
FIRST ASSURANCE COMPANY	-	-	-	93,957	9,493	-	-	103,450	0.14
GA LIFE ASSURANCE COMPANY	-	-	1,494,913	25,810	4,581	-	-	1,525,304	2.09
GEMINIA INSURANCE COMPANY	237,098	-	-	49,828	-	-	-	286,926	0.39
ICEA LION LIFE ASSURANCE	1,981,697	914,678	5,880,157	494,385	201,349	-	53,269	9,525,535	13.04
JUBILEE INSURANCE COMPANY	2,798,572	260,015	5,843,918	1,397,376	-	-	-	10,299,881	14.10
KENINDIA ASSURANCE COMPANY	1,031,109	343,614	2,518,114	59,982	-	-	-	3,952,819	5.41
KENYA ORIENT LIFE ASSURANCE	61,688	-	-	32,622	189,648	-	-	283,958	0.39
LIBERTY LIFE ASSURANCE COMPANY	402,807	17,258	1,276,993	404,317	366,437	-	1,857,985	4,325,797	5.92
MADISON INSURANCE COMPANY	924,182	1,004,905	-	84,110	60,555	-	-	2,073,752	2.84
METROPOLITAN INSURANCE	16,185	-	-	331,791	20,499	-	25,389	393,864	0.54
OLD MUTUAL LIFE ASSURANCE	698,891	-	-	277,020	-	-	1,062,452	2,038,363	2.79
PIONEER ASSURANCE COMPANY	714,905	113,765	204,489	4,003,116	233,957	-	2,060	5,272,292	7.22
PRUDENTIAL LIFE ASSURANCE	140,682	-	-	5,648	14,487	-	-	160,817	0.22
SAHAM ASSURANCE	40,129	-	148,514	61,846	1,283	-	-	251,772	0.34
SANLAM LIFE ASSURANCE	1,467,431	955,796	273,305	332,687	600,612	-	1,039,814	4,669,645	6.39
TAKAFUL INSURANCE OF AFRICA	-	-	-	38,231	14,426	-	-	52,657	0.07
THE KENYAN ALLIANCE INSURANCE	14,504	388,223	220,160	186,926	1,528	-	1,377	812,718	1.11
THE MONARCH INSURANCE	18,090	-	-	25,605	-	-	-	43,695	0.06
UAP LIFE ASSURANCE COMPANY	399,601	-	1,153,631	874,145	-	-	93,579	2,520,956	3.45
TOTAL	18,933,990	4,694,566	27,782,916	10,575,753	6,285,762	-	4,788,861	73,061,848	100.00
REINSURERS									
CONTINENTAL REINSURANCE	1,582	-	-	109,895	-	-	-	111,477	4.66
EAST AFRICAN REINSURANCE	35,799	-	-	775,835	-	-	-	811,634	33.92
KENYA REINSURANCE CORPORATION	110,670	-	-	1,359,084	-	-	-	1,469,754	61.42
TOTAL	148,051	-	-	2,244,814	-	-	-	2,392,865	100.00

Amounts in Thousand Shillings

APPENDIX 4: SUMMARY OF LONG TERM INSURANCE BUSINESS MARKET SHARE (GROSS PREMIUM INCOME) PER CLASS FOR THE PERIOD ENDED 31.12.2016								
Company	Life Assurances	Annuities	Pensions	Group Life	Group Credit	Permanent Health	Investments	Total
INSURERS								
BRITAM LIFE ASSURANCE	35.08	9.80	27.76	6.09	16.98	-	13.63	23.51
JUBILEE INSURANCE COMPANY	14.78	5.54	21.03	13.21	-	-	-	14.10
ICEA LION LIFE ASSURANCE	10.47	19.48	21.16	4.67	3.20	-	1.11	13.04
SANLAM LIFE ASSURANCE	7.75	20.36	0.98	3.15	9.56	-	21.71	6.39
LIBERTY LIFE ASSURANCE COMPANY	2.13	0.37	4.60	3.82	5.83	-	38.80	5.92
CIC LIFE ASSURANCE COMPANY	3.99	4.70	2.01	4.24	37.60	-	-	5.95
PIONEER ASSURANCE COMPANY	3.78	2.42	0.74	37.85	3.72	-	0.04	7.22
KENINDIA ASSURANCE COMPANY	5.45	7.32	9.06	0.57	-	-	-	5.41
UAP LIFE ASSURANCE COMPANY	2.11	-	4.15	8.27	-	-	1.95	3.45
MADISON INSURANCE COMPANY	4.88	21.41	-	0.80	0.96	-	-	2.84
OLD MUTUAL LIFE ASSURANCE	3.69	-	-	2.62	-	-	22.19	2.79
GA LIFE ASSURANCE COMPANY	-	-	5.38	0.24	0.07	-	-	2.09
APA LIFE ASSURANCE COMPANY	0.34	0.33	1.79	5.41	1.19	-	0.01	1.68
BARCLAYS LIFE	0.72	-	-	0.68	16.63	-	-	1.71
THE KENYAN ALLIANCE INSURANCE	0.08	8.27	0.79	1.77	0.02	-	0.03	1.11
METROPOLITAN INSURANCE	0.09	-	-	3.14	0.33	-	0.53	0.54
CORPORATE INSURANCE COMPANY	1.51	-	-	0.08	-	-	-	0.40
KENYA ORIENT LIFE ASSURANCE	0.33	-	-	0.31	3.02	-	-	0.39
SAHAM ASSURANCE	0.21	-	0.53	0.58	0.02	-	-	0.34
PRUDENTIAL LIFE ASSURANCE	0.74	-	-	0.05	0.23	-	-	0.22
FIRST ASSURANCE COMPANY	-	-	-	0.89	0.15	-	-	0.14
CANNON ASSURANCE COMPANY	0.52	-	-	0.03	0.25	-	-	0.16
GEMINIA INSURANCE COMPANY	1.25	-	-	0.47	-	-	-	0.39
TAKAFUL INSURANCE OF AFRICA	-	-	-	0.36	0.23	-	-	0.07
CAPEX LIFE ASSURANCE COMPANY	0.04	-	-	0.46	-	-	-	0.08
THE MONARCH INSURANCE	0.10	-	-	0.24	-	-	-	0.06
TOTAL	100.00	100.00	100.00	100.00	100.00	0	100.00	100.00
REINSURERS								
KENYA REINSURANCE CORPORATION	74.75	-	-	60.54	-	-	-	61.42
EAST AFRICAN REINSURANCE	24.18	-	-	34.56	-	-	-	33.92
CONTINENTAL REINSURANCE	1.07	-	-	4.90	-	-	-	4.66
TOTAL	100.00	0	0	100.00	0	0	0	100.00

APPENDIX 5: SUMMARY OF LIFE ASSURANCE BUSINESS REVENUE ACCOUNTS FOR THE PERIOD ENDED 31.12.2016															
Company	Life Fund BF	Gross Premium	Net Premium	Other (Fee) Income	Total Benefits	Claims	Surrenders	Bonuses Paid	Annuities Paid	Net Commissions	Expense of Management	Investment Income	Investment Expenses	Transfer To (From) P & L	Life Fund CF
INSURERS															
APA LIFE ASSURANCE COMPANY	196,922	63,476	63,220	-	25,596	25,596	-	-	-	31,298	88,314	16,694	852	-	130,776
BARCLAYS LIFE	-	135,737	135,737	-	2,346	2,346	-	-	-	20,079	224,350	21,513	-	-	(89,526)
BRITAM LIFE ASSURANCE	23,808,192	6,642,025	6,573,616	-	2,193,268	604,213	468,911	795,532	-	1,658,668	1,967,750	1,077,889	(68,414)	-	26,033,037
CANNON ASSURANCE COMPANY	899,976	97,647	96,370	-	229,242	229,242	-	-	-	6,257	99,657	65,314	-	-	726,504
CAPEX LIFE ASSURANCE COMPANY	94,252	7,519	7,519	-	12,108	6,658	-	-	-	9,306	42,903	44,112	-	-	87,017
CIC LIFE ASSURANCE COMPANY	359,366	754,839	749,832	-	192,273	189,458	-	-	-	205,790	114,507	49,141	-	-	648,583
CORPORATE INSURANCE COMPANY	546,535	285,176	284,380	-	171,180	171,180	-	-	-	81,279	40,711	67,095	-	-	604,841
FIRST ASSURANCE COMPANY	-	-	-	-	-	-	-	-	-	-	-	-	-	-	-
GA LIFE ASSURANCE COMPANY	-	-	-	-	-	-	-	-	-	-	-	-	-	-	-
GEMINIA INSURANCE COMPANY	286,542	237,098	236,048	-	11,730	4,488	4,364	-	-	6,240	4,522	57,357	-	-	560,333
ICEA LION LIFE ASSURANCE	5,560,807	1,981,697	1,960,892	-	551,632	441,010	112,223	-	-	387,603	474,886	750,234	-	65,501	6,790,710
JUBILEE INSURANCE COMPANY	4,053,797	2,798,572	2,795,004	-	588,755	683,746	246,715	-	-	794,303	491,513	483,239	4,428	-	5,111,334
KENINDIA ASSURANCE COMPANY	4,866,999	1,031,109	1,031,109	-	473,970	480,961	-	-	-	81,576	188,863	519,844	-	30,000	5,636,552
KENYA ORIENT LIFE ASSURANCE	1,326	61,688	61,612	10	295	295	-	-	-	13,614	30,359	10,802	-	-	29,483
LIBERTY LIFE ASSURANCE COMPANY	6,310,770	402,807	398,289	-	287,145	319,714	-	-	-	35,527	229,807	373,295	-	-	6,497,305
MADISON INSURANCE COMPANY	2,526,438	924,182	924,182	-	230,126	(351,306)	-	-	-	159,507	472,369	73,245	-	-	3,243,295
METROPOLITAN INSURANCE	234,630	16,185	15,966	431	44	-	-	-	-	613	6,648	1,355	-	(2,340)	247,460
OLD MUTUAL LIFE ASSURANCE	3,346,083	698,891	634,142	422,497	547,867	445,545	73,551	-	-	212,351	878,962	287,355	26,760	(1,581,881)	4,634,789
PIONEER ASSURANCE COMPANY	544,998	714,905	714,878	-	284,736	288,437	-	-	-	1	274,300	34,240	-	-	731,376
PRUDENTIAL LIFE ASSURANCE	(373,749)	140,682	140,647	-	143,318	100,613	4,537	-	-	42,868	277,858	30,434	329	-	(628,874)
SAHAM ASSURANCE	141,130	40,129	38,734	-	23,750	19,302	2,507	-	-	7,227	43,338	49,965	-	-	157,453
SANLAM LIFE ASSURANCE	1,858,321	1,467,431	1,437,880	-	922,791	352,838	72,544	-	-	348,388	323,626	397,960	13,975	-	2,582,791
TAKAFUL INSURANCE OF AFRICA	-	-	-	-	-	-	-	-	-	-	-	-	-	-	-
THE KENYAN ALLIANCE INSURANCE	15,793	14,504	14,504	-	261	261	-	-	-	1,674	1,559	2,180	-	-	28,982
THE MONARCH INSURANCE	7,585	18,090	18,052	-	-	-	-	-	-	5,812	16,745	10,852	-	-	13,932
UAP LIFE ASSURANCE COMPANY	86,561	399,601	399,601	-	72,984	44,625	27,273	1,086	-	50,694	340,966	-	-	-	21,517
TOTAL	55,373,274	18,933,990	18,732,214	422,938	6,965,417	4,059,222	1,012,625	796,618	-	4,160,675	6,634,513	4,424,115	(22,070)	(1,488,720)	63,799,670
REINSURERS															
CONTINENTAL REINSURANCE	1,017	1,582	1,344	-	128	314	-	-	-	290	201	686	19	-	2,223
EAST AFRICAN REINSURANCE	-	35,799	28,262	-	5,880	10,477	-	-	-	6,606	2,894	-	-	-	8,285
KENYA REINSURANCE CORPORATION	1,195,313	110,670	98,037	-	63,532	74,666	-	-	-	42,051	20,442	49,798	-	-	1,205,991
TOTAL	1,196,330	148,051	127,643	-	69,540	85,457	-	-	-	48,947	23,537	50,484	19	-	1,216,499

Amounts in Thousand Shillings

APPENDIX 6: SUMMARY OF ANNUITIES BUSINESS REVENUE ACCOUNTS FOR THE PERIOD ENDED 31.12.2016															
Company	Life Fund BF	Gross Premium	Net Premium	Other (Fee) Income	Total Benefits	Claims	Surrenders	Bonuses Paid	Annuities Paid	Net Commissions	Expense of Management	Investment Income	Investment Expenses	Transfer To (From) P & L	Life Fund CF
INSURERS															
APA LIFE ASSURANCE COMPANY	-	15,271	15,271	-	57,123	-	-	-	57,123	-	4,206	111,184	2,619	-	62,506
BARCLAYS LIFE	-	-	-	-	-	-	-	-	-	-	-	-	-	-	-
BRITAM LIFE ASSURANCE	-	460,222	460,222	-	156,931	-	-	-	156,931	-	1,181	77,272	(4,905)	-	384,286
CANNON ASSURANCE COMPANY	-	-	-	-	-	-	-	-	-	-	-	-	-	-	-
CAPEX LIFE ASSURANCE COMPANY	-	-	-	-	-	-	-	-	-	-	-	-	-	-	-
CIC LIFE ASSURANCE COMPANY	(173,705)	220,819	220,819	-	251,154	251,154	-	-	-	4,430	14,669	31,590	-	-	(191,550)
CORPORATE INSURANCE COMPANY	-	-	-	-	-	-	-	-	-	-	-	-	-	-	-
FIRST ASSURANCE COMPANY	-	-	-	-	-	-	-	-	-	-	-	-	-	-	-
GA LIFE ASSURANCE COMPANY	-	-	-	-	-	-	-	-	-	-	-	-	-	-	-
GEMINIA INSURANCE COMPANY	-	-	-	-	-	-	-	-	-	-	-	-	-	-	-
ICEA LION LIFE ASSURANCE	4,900,679	914,678	914,678	-	-	-	-	-	662,130	17,581	18,294	683,874	-	139,017	5,662,210
JUBILEE INSURANCE COMPANY	6,173,521	260,015	260,015	-	-	-	-	-	635,592	3,811	26,692	484,168	6,936	-	6,244,674
KENINDIA ASSURANCE COMPANY	-	343,614	343,614	-	4,627	4,627	-	-	-	6,142	-	4,067	-	-	336,913
KENYA ORIENT LIFE ASSURANCE	-	-	-	-	-	-	-	-	-	-	-	-	-	-	-
LIBERTY LIFE ASSURANCE COMPANY	204,458	17,258	17,258	-	30,660	30,660	-	-	-	-	1,396	22,085	-	-	211,744
MADISON INSURANCE COMPANY	1,680,328	1,004,905	1,004,905	-	217,062	1,561,644	-	-	-	21,513	66,751	26,657	-	-	1,061,982
METROPOLITAN INSURANCE	-	-	-	-	-	-	-	-	-	-	-	-	-	-	-
OLD MUTUAL LIFE ASSURANCE	(5,254)	-	-	-	1,091	-	-	-	1,091	-	-	-	-	-	(6,345)
PIONEER ASSURANCE COMPANY	1,396,187	113,765	113,765	-	-	-	-	-	-	-	-	-	-	-	1,509,952
PRUDENTIAL LIFE ASSURANCE	-	-	-	-	-	-	-	-	-	-	-	-	-	-	-
SAHAM ASSURANCE	-	-	-	-	132	-	-	-	132	-	-	-	-	-	(132)
SANLAM LIFE ASSURANCE	4,817,555	955,796	955,796	-	847,508	857,697	-	-	-	18,201	68,876	927,787	124,992	-	5,631,371
TAKAFUL INSURANCE OF AFRICA	-	-	-	-	-	-	-	-	-	-	-	-	-	-	-
THE KENYAN ALLIANCE INSURANCE	549,965	388,223	388,223	-	-	223	-	-	-	-	45,327	63,363	-	-	956,000
THE MONARCH INSURANCE	-	-	-	-	-	-	-	-	-	-	-	-	-	-	-
UAP LIFE ASSURANCE COMPANY	1,442,208	-	-	-	125,939	-	-	-	146,524	-	-	-	-	-	1,295,684
TOTAL	20,985,942	4,694,566	4,694,566	-	1,692,227	2,706,005	-	-	1,659,523	71,678	247,392	2,432,047	129,642	139,017	23,159,295
REINSURERS															
CONTINENTAL REINSURANCE	-	-	-	-	-	-	-	-	-	-	-	-	-	-	-
EAST AFRICAN REINSURANCE	-	-	-	-	-	-	-	-	-	-	-	-	-	-	-
KENYA REINSURANCE CORPORATION	-	-	-	-	-	-	-	-	-	-	-	-	-	-	-
TOTAL	-	-	-	-	-	-	-	-	-	-	-	-	-	-	-

Amounts in Thousand Shillings

APPENDIX 7: SUMMARY OF GROUP LIFE BUSINESS REVENUE ACCOUNTS FOR THE PERIOD ENDED 31.12.2016															
Company	Life Fund BF	Gross Premium	Net Premium	Other (Fee) Income	Total Benefits	Claims	Surrenders	Bonuses Paid	Annuities Paid	Net Commissions	Expense of Management	Investment Income	Investment Expenses	Transfer To (From) P & L	Life Fund CF
INSURERS															
APA LIFE ASSURANCE COMPANY	540,834	571,961	220,412	-	90,888	90,888	-	-	-	13,757	99,247	37,952	748	-	594,557
BARCLAYS LIFE	-	71,668	28,933	-	11,778	11,778	-	-	-	(2,217)	56,102	51,829	-	-	15,098
BRITAM LIFE ASSURANCE	1,676,108	644,320	370,809	-	303,013	303,013	-	-	-	97,614	114,648	40,818	(9,785)	-	1,582,246
CANNON ASSURANCE COMPANY	97,574	3,308	1,167	-	4,078	4,078	-	-	-	(240)	756	451	-	-	94,598
CAPEX LIFE ASSURANCE COMPANY	-	49,128	31,902	-	-	-	-	-	-	-	-	-	-	-	31,902
CIC LIFE ASSURANCE COMPANY	96,890	447,886	333,856	-	283,683	227,949	-	-	-	6,041	146,260	49,417	-	-	99,914
CORPORATE INSURANCE COMPANY	10,038	8,080	7,938	-	-	-	-	-	-	-	1,154	1,899	-	-	18,721
FIRST ASSURANCE COMPANY	300,538	93,957	25,935	-	10,962	11,691	-	-	-	(18,358)	13,725	25,947	-	-	345,363
GA LIFE ASSURANCE COMPANY	1,134	25,810	1,963	-	900	600	-	-	-	(11,932)	9,075	1,627	-	-	6,981
GEMINIA INSURANCE COMPANY	138,095	49,828	32,481	-	15,171	15,306	17,567	-	-	(78)	926	11,748	-	-	148,603
ICEA LION LIFE ASSURANCE	240,150	494,385	380,752	-	245,477	-	-	-	-	21,580	102,165	33,512	-	12,034	518,635
JUBILEE INSURANCE COMPANY	214,173	1,397,376	873,942	-	541,854	636,518	-	-	-	23,424	217,007	67,887	899	-	278,155
KENINDIA ASSURANCE COMPANY	86,607	59,982	45,743	-	24,539	24,989	-	-	-	12,056	1,977	12,461	-	30,000	75,789
KENYA ORIENT LIFE ASSURANCE	3,540	32,622	15,686	2,171	1,438	3,138	-	-	-	(2,061)	16,054	5,712	-	-	9,977
LIBERTY LIFE ASSURANCE COMPANY	405,446	404,317	225,559	-	227,009	226,433	-	-	-	(113)	131,588	77,229	-	-	350,326
MADISON INSURANCE COMPANY	(81,692)	84,110	51,305	-	17,796	24,126	-	-	-	10,072	46,461	1,763	-	-	(109,283)
METROPOLITAN INSURANCE	229,342	331,791	264,132	-	67,549	108,874	-	-	-	28,426	71,469	39,958	-	(25,151)	349,814
OLD MUTUAL LIFE ASSURANCE	74,001	277,020	140,642	-	120,974	93,046	-	-	-	23,410	123,549	64,370	587	30,785	7,636
PIONEER ASSURANCE COMPANY	-	4,003,116	2,633,816	-	2,957,725	2,878,311	-	-	-	66,018	117,557	79,893	-	-	(348,176)
PRUDENTIAL LIFE ASSURANCE	(10,771)	5,648	1,910	-	580	-	-	-	-	93	11,290	1,237	13	-	(19,020)
SAHAM ASSURANCE	83,872	61,846	7,807	-	10,744	11,007	-	-	-	(2,659)	9,427	34,840	-	-	108,744
SANLAM LIFE ASSURANCE	1,110,442	332,687	193,146	-	228,497	182,139	-	-	-	54,707	25,010	54,675	-	-	1,096,407
TAKAFUL INSURANCE OF AFRICA	-	38,231	29,927	-	-	-	-	-	-	951	189	11,785	-	-	40,572
THE KENYAN ALLIANCE INSURANCE	203,563	186,926	85,192	-	58,391	35,052	-	-	-	(13,754)	21,950	30,683	-	-	276,191
THE MONARCH INSURANCE	30,341	25,605	12,546	-	4,191	5,561	-	-	-	(890)	23,702	15,640	-	-	30,155
UAP LIFE ASSURANCE COMPANY	2,110,282	874,145	542,374	-	414,316	533,507	-	-	-	9,548	175,649	-	-	-	1,933,983
TOTAL	7,560,507	10,575,753	6,559,875	2,171	5,641,553	5,428,004	17,567	-	-	315,395	1,536,937	753,333	7,538	47,668	7,537,858
REINSURERS															
CONTINENTAL REINSURANCE	64,643	109,895	93,411	-	28,799	21,021	-	-	-	17,059	13,997	47,669	1,300	-	152,347
EAST AFRICAN REINSURANCE	-	775,835	603,022	-	368,145	335,468	-	-	-	161,896	69,451	-	-	-	36,208
KENYA REINSURANCE CORPORATION	5,344,502	1,359,084	1,245,387	-	571,789	691,302	-	-	-	378,460	183,974	448,182	-	-	5,784,337
TOTAL	5,409,145	2,244,814	1,941,820	-	968,733	1,047,791	-	-	-	557,415	267,422	495,851	1,300	-	5,972,892

Amounts in Thousand Shillings

APPENDIX 8: SUMMARY OF GROUP CREDIT BUSINESS REVENUE ACCOUNTS FOR THE PERIOD ENDED 31.12.2016															
Company	Life Fund BF	Gross Premium	Net Premium	Other (Fee) Income	Total Benefits	Claims	Surrenders	Bonuses Paid	Annuities Paid	Net Commissions	Expense of Management	Investment Income	Investment Expenses	Transfer To (From) P & L	Life Fund CF
INSURERS															
APA LIFE ASSURANCE COMPANY	-	74,651	39,970	-	22,020	22,020	-	-	-	1,864	6,097	15,883	374	-	25,499
BARCLAYS LIFE	-	1,045,413	651,230	-	129,266	129,266	-	-	-	260,196	56,102	3,553	-	-	209,219
BRITAM LIFE ASSURANCE	-	1,067,492	1,060,534	-	561,251	561,251	-	-	-	97,116	330,922	8,016	(1,922)	-	81,183
CANNON ASSURANCE COMPANY	-	15,762	3,321	-	-	-	-	-	-	(1,146)	3,603	2,151	-	-	3,015
CAPEX LIFE ASSURANCE COMPANY	-	-	-	-	-	-	-	-	-	-	-	-	-	-	-
CIC LIFE ASSURANCE COMPANY	784,003	2,363,589	1,745,740	-	1,360,736	1,291,709	-	-	-	66,301	828,806	280,028	-	-	622,955
CORPORATE INSURANCE COMPANY	-	-	-	-	-	-	-	-	-	-	-	-	-	-	-
FIRST ASSURANCE COMPANY	6,601	9,493	1,504	-	-	-	-	-	-	(1,656)	1,454	2,566	-	-	10,874
GA LIFE ASSURANCE COMPANY	47	4,581	348	-	-	-	-	-	-	(2,033)	1,718	289	-	-	1,000
GEMINIA INSURANCE COMPANY	-	-	-	-	-	-	-	-	-	-	-	-	-	-	-
ICEA LION LIFE ASSURANCE	139,873	201,349	192,488	-	87,464	-	16,804	-	-	18,405	67,309	18,871	-	7,199	241,516
JUBILEE INSURANCE COMPANY	-	-	-	-	-	-	-	-	-	-	-	-	-	-	-
KENINDIA ASSURANCE COMPANY	-	-	-	-	-	-	-	-	-	-	-	-	-	-	-
KENYA ORIENT LIFE ASSURANCE	278,479	189,648	142,721	6,015	53,349	58,530	-	-	-	423	93,332	33,108	-	-	308,039
LIBERTY LIFE ASSURANCE COMPANY	-	366,437	261,971	-	120,793	116,500	-	-	-	18,824	-	-	-	-	126,647
MADISON INSURANCE COMPANY	136,757	60,555	60,555	-	-	-	-	-	-	-	30,447	-	-	-	166,866
METROPOLITAN INSURANCE	102,904	20,499	20,499	-	17,696	17,696	-	-	-	-	41,552	677	-	(14,622)	79,456
OLD MUTUAL LIFE ASSURANCE	-	-	-	-	-	-	-	-	-	-	-	-	-	-	-
PIONEER ASSURANCE COMPANY	-	233,957	233,957	-	-	-	-	-	-	-	-	-	-	-	233,957
PRUDENTIAL LIFE ASSURANCE	-	14,487	9,022	-	-	-	-	-	-	4,347	28,955	3,171	34	-	(21,143)
SAHAM ASSURANCE	405	1,283	1,283	-	-	-	-	-	-	64	1,436	-	-	-	188
SANLAM LIFE ASSURANCE	1,389,695	600,612	582,645	-	552,611	600,860	-	-	-	29,621	43,865	97,200	-	-	1,395,195
TAKAFUL INSURANCE OF AFRICA	-	14,426	11,293	-	1,987	-	-	-	-	(970)	-	4,447	-	-	16,710
THE KENYAN ALLIANCE INSURANCE	821	1,528	1,528	-	-	-	-	-	-	103	178	249	-	-	2,317
THE MONARCH INSURANCE	-	-	-	-	-	-	-	-	-	-	-	-	-	-	-
UAP LIFE ASSURANCE COMPANY	-	-	-	-	146,249	112,795	-	-	-	-	-	-	-	-	(112,795)
TOTAL	2,839,585	6,285,762	5,020,609	6,015	3,053,422	2,910,627	16,804	-	-	491,459	1,535,776	470,209	1,514	7,423	3,390,698
REINSURERS															
CONTINENTAL REINSURANCE	-	-	-	-	-	-	-	-	-	-	-	-	-	-	-
EAST AFRICAN REINSURANCE	-	-	-	-	-	-	-	-	-	-	-	-	-	-	-
KENYA REINSURANCE CORPORATION	-	-	-	-	-	-	-	-	-	-	-	-	-	-	-
TOTAL	-	-	-	-	-	-	-	-	-	-	-	-	-	-	-

Amounts in Thousand Shillings

APPENDIX 9: SUMMARY OF INVESTMENTS BUSINESS REVENUE ACCOUNTS FOR THE PERIOD ENDED 31.12.2016															
Company	Life Fund BF	Gross Premium	Net Premium	Other (Fee) Income	Total Benefits	Claims	Surrenders	Bonuses Paid	Annuities Paid	Net Commissions	Expense of Management	Investment Income	Investment Expenses	Transfer To (From) P & L	Life Fund CF
INSURERS															
APA LIFE ASSURANCE COMPANY	-	407	407	-	-	-	-	-	-	-	-	-	-	-	407
BARCLAYS LIFE	-	-	-	-	-	-	-	-	-	-	-	-	-	-	-
BRITAM LIFE ASSURANCE	-	652,529	652,529	-	1,498,849	1,498,849	-	-	-	-	-	-	-	-	(846,320)
CANNON ASSURANCE COMPANY	-	-	-	-	-	-	-	-	-	-	-	-	-	-	-
CAPEX LIFE ASSURANCE COMPANY	-	-	-	-	-	-	-	-	-	-	-	-	-	-	-
CIC LIFE ASSURANCE COMPANY	-	-	-	-	-	-	-	-	-	-	-	-	-	-	-
CORPORATE INSURANCE COMPANY	-	-	-	-	-	-	-	-	-	-	-	-	-	-	-
FIRST ASSURANCE COMPANY	-	-	-	-	-	-	-	-	-	-	-	-	-	-	-
GA LIFE ASSURANCE COMPANY	-	-	-	-	-	-	-	-	-	-	-	-	-	-	-
GEMINIA INSURANCE COMPANY	-	-	-	-	-	-	-	-	-	-	-	-	-	-	-
ICEA LION LIFE ASSURANCE	427,732	53,269	53,269	-	77,363	-	-	-	-	-	-	(53,896)	-	8,378	418,726
JUBILEE INSURANCE COMPANY	-	-	-	-	-	-	-	-	-	-	-	-	-	-	-
KENINDIA ASSURANCE COMPANY	-	-	-	-	-	-	-	-	-	-	-	-	-	-	-
KENYA ORIENT LIFE ASSURANCE	-	-	-	-	-	-	-	-	-	-	-	-	-	-	-
LIBERTY LIFE ASSURANCE COMPANY	3,026,231	1,857,985	1,857,985	-	1,057,278	1,120,708	-	-	-	143,367	530,649	758,225	-	-	3,847,717
MADISON INSURANCE COMPANY	356,933	-	-	-	-	(65,120)	-	-	-	7	3,826	1,587	-	-	419,807
METROPOLITAN INSURANCE	23,658	25,389	25,389	-	42,248	20,506	21,787	-	-	-	46,538	25,736	-	(16,377)	2,330
OLD MUTUAL LIFE ASSURANCE	6,112,159	1,062,452	1,062,452	-	1,610,760	25,025	1,633,771	-	-	-	-	343,115	39,907	48,197	5,770,826
PIONEER ASSURANCE COMPANY	-	2,060	2,060	-	-	-	-	-	-	-	-	-	-	-	2,060
PRUDENTIAL LIFE ASSURANCE	-	-	-	-	-	-	-	-	-	-	-	-	-	-	-
SAHAM ASSURANCE	-	-	-	-	-	-	-	-	-	-	-	-	-	-	-
SANLAM LIFE ASSURANCE	7,379,791	1,039,814	1,039,814	-	1,366,228	1,172,740	-	-	-	78,024	275,681	800,267	62,726	-	7,630,701
TAKAFUL INSURANCE OF AFRICA	-	-	-	-	-	-	-	-	-	-	-	-	-	-	-
THE KENYAN ALLIANCE INSURANCE	(868)	1,377	1,377	-	743	642	-	-	-	-	161	225	-	-	(69)
THE MONARCH INSURANCE	-	-	-	-	-	-	-	-	-	-	-	-	-	-	-
UAP LIFE ASSURANCE COMPANY	936,163	93,579	93,579	-	186,172	69,981	116,191	-	-	-	-	-	-	-	843,570
TOTAL	18,261,799	4,788,861	4,788,861	-	5,839,641	3,843,331	1,771,749	-	-	221,398	856,855	1,875,259	102,633	40,198	18,089,755
REINSURERS															
CONTINENTAL REINSURANCE	-	-	-	-	-	-	-	-	-	-	-	-	-	-	-
EAST AFRICAN REINSURANCE	-	-	-	-	-	-	-	-	-	-	-	-	-	-	736
KENYA REINSURANCE CORPORATION	-	-	-	-	-	-	-	-	-	-	-	-	-	-	-
TOTAL	-	-	-	-	-	-	-	-	-	-	-	-	-	-	736

Amounts in Thousand Shillings

APPENDIX 10: SUMMARY OF PERMANENT HEALTH BUSINESS REVENUE ACCOUNTS FOR THE PERIOD ENDED 31.12.2016															
Company	Life Fund BF	Gross Premium	Net Premium	Other (Fee) Income	Total Benefits	Claims	Surrenders	Bonuses Paid	Annuities Paid	Net Commissions	Expense of Management	Investment Income	Investment Expenses	Transfer To (From) P & L	Life Fund CF
INSURERS															
APA LIFE ASSURANCE COMPANY	-	-	-	-	-	-	-	-	-	-	-	-	-	-	-
BARCLAYS LIFE	-	-	-	-	-	-	-	-	-	-	-	-	-	-	-
BRITAM LIFE ASSURANCE	-	-	-	-	-	-	-	-	-	-	-	-	-	-	-
CANNON ASSURANCE COMPANY	-	-	-	-	-	-	-	-	-	-	-	-	-	-	-
CAPEX LIFE ASSURANCE COMPANY	-	-	-	-	-	-	-	-	-	-	-	-	-	-	-
CIC LIFE ASSURANCE COMPANY	-	-	-	-	-	-	-	-	-	-	-	-	-	-	-
CORPORATE INSURANCE COMPANY	-	-	-	-	-	-	-	-	-	-	-	-	-	-	-
FIRST ASSURANCE COMPANY	-	-	-	-	-	-	-	-	-	-	-	-	-	-	-
GA LIFE ASSURANCE COMPANY	-	-	-	-	-	-	-	-	-	-	-	-	-	-	-
GEMINIA INSURANCE COMPANY	-	-	-	-	-	-	-	-	-	-	-	-	-	-	-
ICEA LION LIFE ASSURANCE	18,775	-	-	-	-	-	-	-	-	-	-	2,620	-	190	21,205
JUBILEE INSURANCE COMPANY	-	-	-	-	-	-	-	-	-	-	-	-	-	-	-
KENINDIA ASSURANCE COMPANY	-	-	-	-	-	-	-	-	-	-	-	-	-	-	-
KENYA ORIENT LIFE ASSURANCE	-	-	-	-	-	-	-	-	-	-	-	-	-	-	-
LIBERTY LIFE ASSURANCE COMPANY	-	-	-	-	-	-	-	-	-	-	-	-	-	-	-
MADISON INSURANCE COMPANY	-	-	-	-	-	-	-	-	-	-	-	-	-	-	-
METROPOLITAN INSURANCE	-	-	-	-	-	-	-	-	-	-	-	-	-	-	-
OLD MUTUAL LIFE ASSURANCE	-	-	-	-	-	-	-	-	-	-	-	-	-	-	-
PIONEER ASSURANCE COMPANY	-	-	-	-	-	-	-	-	-	-	-	-	-	-	-
PRUDENTIAL LIFE ASSURANCE	-	-	-	-	-	-	-	-	-	-	-	-	-	-	-
SAHAM ASSURANCE	-	-	-	-	-	-	-	-	-	-	-	-	-	-	-
SANLAM LIFE ASSURANCE	-	-	-	-	-	-	-	-	-	-	-	-	-	-	-
TAKAFUL INSURANCE OF AFRICA	-	-	-	-	-	-	-	-	-	-	-	-	-	-	-
THE KENYAN ALLIANCE INSURANCE	-	-	-	-	-	-	-	-	-	-	-	-	-	-	-
THE MONARCH INSURANCE	-	-	-	-	-	-	-	-	-	-	-	-	-	-	-
UAP LIFE ASSURANCE COMPANY	-	-	-	-	-	-	-	-	-	-	-	-	-	-	-
TOTAL	18,775	-	-	-	-	-	-	-	-	-	-	2,620	-	190	21,205
REINSURERS															
CONTINENTAL REINSURANCE	-	-	-	-	-	-	-	-	-	-	-	-	-	-	-
EAST AFRICAN REINSURANCE	-	-	-	-	-	-	-	-	-	-	-	-	-	-	-
KENYA REINSURANCE CORPORATION	-	-	-	-	-	-	-	-	-	-	-	-	-	-	-
TOTAL	-	-	-	-	-	-	-	-	-	-	-	-	-	-	-

Amounts in Thousand Shillings

APPENDIX 11: SUMMARY OF PENSIONS BUSINESS REVENUE ACCOUNTS FOR THE PERIOD ENDED 31.12.2016															
Company	Life Fund BP	Gross Premium	Net Premium	Other (Fee) Income	Total Benefits	Claims	Surrenders	Bonuses Paid	Annuities Paid	Net Commissions	Expense of Management	Investment Income	Investment Expenses	Transfer To (From) P & L	Life Fund CF
INSURERS															
APA LIFE ASSURANCE COMPANY	2,248,279	498,176	498,176	-	315,235	315,235	-	-	-	3,548	19,989	179,344	8,612	-	2,578,416
BARCLAYS LIFE	-	-	-	-	-	-	-	-	-	-	-	-	-	-	-
BRITAM LIFE ASSURANCE	14,964,028	7,712,733	7,712,733	-	2,309,888	2,309,888	-	-	2,309,888	165,442	154,976	1,744,414	(41,310)	-	19,522,290
CANNON ASSURANCE COMPANY	4,356	-	-	-	1,075	1,075	-	-	-	-	-	-	-	-	3,281
CAPEX LIFE ASSURANCE COMPANY	-	-	-	-	-	-	-	-	-	-	-	-	-	-	-
CIC LIFE ASSURANCE COMPANY	(26,743)	557,813	557,813	-	-	-	-	-	-	469	15,750	-	-	-	514,851
CORPORATE INSURANCE COMPANY	6,445	-	-	-	-	-	-	-	-	-	-	-	-	-	6,445
FIRST ASSURANCE COMPANY	-	-	-	-	-	-	-	-	-	-	-	-	-	-	-
GA LIFE ASSURANCE COMPANY	2,316,107	1,494,913	1,494,913	-	261,274	261,274	-	-	-	2,083	17,954	326,233	-	-	3,855,942
GEMINIA INSURANCE COMPANY	-	-	-	-	-	-	-	-	-	-	-	-	-	-	-
ICEA LION LIFE ASSURANCE	30,417,618	5,880,157	5,880,157	-	4,374,163	4,374,163	-	-	-	54,849	251,022	3,819,264	-	154,880	35,282,124
JUBILEE INSURANCE COMPANY	30,162,584	5,843,918	5,843,918	-	-	-	3,754,679	-	-	56,440	215,962	2,302,705	37,819	546,625	33,697,683
KENINDIA ASSURANCE COMPANY	16,990,526	2,518,114	2,518,114	-	2,266,684	2,290,432	-	-	-	25,969	77,112	2,444,583	-	-	19,559,711
KENYA ORIENT LIFE ASSURANCE	-	-	-	-	-	-	-	-	-	-	3,086	101	-	-	(2,985)
LIBERTY LIFE ASSURANCE COMPANY	11,504,349	1,276,993	1,276,993	-	2,851,346	2,851,346	-	-	-	20,196	341,519	867,914	-	-	10,436,196
MADISON INSURANCE COMPANY	2,919,741	-	-	-	-	-	-	130,000	-	1,276	19,804	48,857	-	-	2,817,516
METROPOLITAN INSURANCE	-	-	-	-	-	-	-	-	-	-	-	-	-	-	-
OLD MUTUAL LIFE ASSURANCE	13,678	-	-	-	8,707	-	8,707	-	-	-	-	1,723	147	202	6,345
PIONEER ASSURANCE COMPANY	81,665	204,489	204,489	-	-	-	-	-	-	-	-	-	-	-	286,154
PRUDENTIAL LIFE ASSURANCE	-	-	-	-	-	-	-	-	-	-	-	-	-	-	-
SAHAM ASSURANCE	743,400	148,514	148,514	-	114,077	116,871	-	-	-	-	28,813	38,967	-	-	785,198
SANLAM LIFE ASSURANCE	1,892,496	273,305	273,305	-	416,857	416,857	-	-	-	1,922	19,923	234,599	14,365	-	1,947,331
TAKAFUL INSURANCE OF AFRICA	-	-	-	-	-	-	-	-	-	-	-	-	-	-	-
THE KENYAN ALLIANCE INSURANCE	427,609	220,160	220,160	-	131,072	126,028	-	-	-	5,343	25,695	35,919	-	-	526,621
THE MONARCH INSURANCE	-	-	-	-	-	-	-	-	-	-	8,157	5,426	-	-	(2,731)
UAP LIFE ASSURANCE COMPANY	4,248,722	1,153,631	1,153,631	-	742,241	742,171	-	-	-	-	-	-	-	-	4,660,182
TOTAL	118,914,860	27,782,916	27,782,916	-	20,008,614	13,805,340	3,763,386	130,000	2,309,888	337,537	1,199,762	12,050,049	19,633	701,707	136,480,570
REINSURERS															
CONTINENTAL REINSURANCE	-	-	-	-	-	-	-	-	-	-	-	-	-	-	-
EAST AFRICAN REINSURANCE	-	-	-	-	-	-	-	-	-	-	-	-	-	-	-
KENYA REINSURANCE CORPORATION	-	-	-	-	-	-	-	-	-	-	-	-	-	-	-
TOTAL	-	-	-	-	-	-	-	-	-	-	-	-	-	-	-

Amounts in Thousand Shillings

APPENDIX 12: SUMMARY OF COMBINED LONG TERM BUSINESS REVENUE ACCOUNTS FOR THE PERIOD ENDED 31.12.2016															
Company	Life Fund BF	Gross Premium	Net Premium	Other (Fee) Income	Total Benefits	Claims	Surrenders	Bonuses Paid	Annuities Paid	Net Commissions	Expense of Management	Investment Income	Investment Expenses	Transfer To (From) P & L	Life Fund CF
INSURERS															
APA LIFE ASSURANCE COMPANY	2,986,035	1,223,942	837,456	-	510,862	453,739	-	-	57,123	50,467	217,853	361,057	13,205	-	3,392,161
BARCLAYS LIFE	-	1,252,818	815,900	-	143,390	143,390	-	-	-	278,058	336,554	76,895	-	-	134,791
BRITAM LIFE ASSURANCE	40,448,328	17,179,321	16,830,443	-	7,023,200	5,277,214	468,911	795,532	2,466,819	2,018,840	2,569,477	2,948,409	(126,336)	-	46,756,722
CANNON ASSURANCE COMPANY	1,001,906	116,717	100,858	-	234,395	234,395	-	-	-	4,871	104,016	67,916	-	-	827,398
CAPEX LIFE ASSURANCE COMPANY	94,252	56,647	39,421	-	12,108	6,658	-	-	-	9,306	42,903	44,112	-	-	118,919
CIC LIFE ASSURANCE COMPANY	1,039,811	4,344,946	3,608,060	-	2,087,846	1,960,270	-	-	-	283,031	1,119,992	410,176	-	-	1,694,783
CORPORATE INSURANCE COMPANY	563,018	293,256	292,318	-	171,180	171,180	-	-	-	81,279	41,865	68,094	-	-	630,007
FIRST ASSURANCE COMPANY	307,139	103,450	27,439	-	10,962	11,691	-	-	-	(20,014)	15,179	28,513	-	-	356,237
GA LIFE ASSURANCE COMPANY	2,317,288	1,525,304	1,497,224	-	262,174	261,874	-	-	-	(11,882)	28,747	328,149	-	-	3,863,923
GEMINIA INSURANCE COMPANY	424,637	286,926	268,529	-	26,901	19,794	21,931	-	-	6,162	5,448	69,105	-	-	708,936
ICEA LION LIFE ASSURANCE	41,705,634	9,525,535	9,382,236	-	5,336,099	4,815,173	129,027	-	662,130	500,018	913,676	5,254,479	-	387,199	48,935,126
JUBILEE INSURANCE COMPANY	40,604,075	10,299,881	9,772,879	-	1,130,609	1,320,264	4,001,394	-	635,592	877,978	951,174	3,337,999	50,082	546,625	45,331,846
KENINDIA ASSURANCE COMPANY	21,944,132	3,952,819	3,938,580	-	2,769,820	2,801,009	-	-	-	125,743	267,952	2,980,955	-	60,000	25,608,965
KENYA ORIENT LIFE ASSURANCE	283,345	283,958	220,019	8,196	55,082	61,963	-	-	-	11,976	142,831	49,723	-	-	344,514
LIBERTY LIFE ASSURANCE COMPANY	21,451,254	4,325,797	4,038,055	-	4,574,231	4,665,361	-	-	-	217,801	1,234,959	2,098,748	-	-	21,469,935
MADISON INSURANCE COMPANY	7,538,505	2,073,752	2,040,947	-	464,984	1,169,344	-	130,000	-	192,375	639,658	152,109	-	-	7,600,183
METROPOLITAN INSURANCE	590,534	393,864	325,986	431	127,537	147,076	21,787	-	-	29,039	166,207	67,726	-	(58,490)	679,060
OLD MUTUAL LIFE ASSURANCE	9,540,667	2,038,363	1,837,236	422,497	2,289,399	563,616	1,716,029	-	1,091	235,761	1,002,511	696,563	67,401	(1,502,697)	10,413,251
PIONEER ASSURANCE COMPANY	2,022,850	5,272,292	3,902,965	-	3,242,461	3,166,748	-	-	-	66,019	391,857	114,133	-	-	2,415,323
PRUDENTIAL LIFE ASSURANCE	(384,520)	160,817	151,579	-	143,898	100,613	4,537	-	-	47,308	318,103	34,842	376	-	(669,037)
SAHAM ASSURANCE	968,807	251,772	196,338	-	148,703	147,180	2,507	-	132	4,632	83,014	123,772	-	-	1,051,451
SANLAM LIFE ASSURANCE	18,448,300	4,669,645	4,482,586	-	4,334,492	3,583,131	72,544	-	-	530,863	756,981	2,512,488	216,058	-	20,283,796
TAKAFUL INSURANCE OF AFRICA	-	52,657	41,220	-	1,987	-	-	-	-	(19)	189	16,232	-	-	57,282
THE KENYAN ALLIANCE INSURANCE	1,196,883	812,718	710,984	-	190,467	162,206	-	-	-	(6,634)	94,870	132,619	-	-	1,790,042
THE MONARCH INSURANCE	37,926	43,695	30,598	-	4,191	5,561	-	-	-	4,922	48,604	31,918	-	-	41,356
UAP LIFE ASSURANCE COMPANY	8,823,936	2,520,956	2,189,185	-	1,687,901	1,503,079	143,464	1,086	146,524	60,242	516,615	-	-	-	8,642,111
TOTAL	223,954,742	73,061,848	67,579,041	431,124	36,984,879	32,752,529	6,582,131	926,618	3,969,411	5,598,142	12,011,235	22,007,632	220,786	(567,363)	252,479,051
REINSURERS															
CONTINENTAL REINSURANCE	65,660	111,477	94,755	-	28,927	21,335	-	-	-	17,349	14,198	48,355	1,319	-	154,570
EAST AFRICAN REINSURANCE	-	812,370	632,020	-	374,025	345,945	-	-	-	168,502	72,345	-	-	-	45,229
KENYA REINSURANCE CORPORATION	6,539,815	1,469,754	1,343,424	-	635,321	765,968	-	-	-	420,511	204,416	497,980	-	-	6,990,328
TOTAL	6,605,475	2,393,601	2,070,199	-	1,038,273	1,133,248	-	-	-	606,362	290,959	546,335	1,319	-	7,190,127

Amounts in Thousand Shillings

APPENDIX 13: SUMMARY OF GROSS PREMIUM INCOME UNDER GENERAL INSURANCE BUSINESS FOR THE PERIOD ENDED 31.12.2016																
Company	Aviation	Engineering	Fire Domestic	Fire Industrial	Liability	Marine	Motor Private	Motor Commercial	Motor Commercial PSV	Personal Accident	Theft	Workmens' Compensation	Medical	Miscellaneous	Total	Market Share (%)
INSURERS																
AAR INSURANCE KENYA	-	-	5,676	-	988	22	-	-	-	19,444	759	21,465	6,192,419	4,083	6,244,856	5.13
AFRICAN MERCHANT ASSURANCE	-	193,565	9,943	334,105	24,393	7,551	889,451	673,579	91,399	621,305	39,365	171,277	-	106,314	3,162,247	2.60
AIG INSURANCE COMPANY	31,000	43,539	105,499	758,722	664,704	37,235	955,574	318,827	-	345,429	352,908	56,502	-	-	3,669,939	3.02
ALLIANZ INSURANCE COMPANY	5,672	9,297	8,587	22,331	2,423	216	5,289	1,602	-	256	1,254	4,030	-	2,134	63,061	0.05
APA INSURANCE COMPANY	82,422	221,535	74,951	654,217	121,030	206,696	1,504,091	1,849,614	-	103,968	153,093	618,668	2,973,053	432,637	8,995,975	7.39
BRITAM GENERAL INSURANCE	-	210,960	100,941	379,865	99,482	345,856	1,180,936	1,272,382	-	572,849	185,847	209,204	1,826,024	612,879	6,997,225	5.75
CANNON ASSURANCE COMPANY	-	168,068	17,838	95,026	17,663	29,674	550,872	497,388	-	70,827	48,557	127,137	-	102,526	1,728,576	1.42
CIC GENERAL INSURANCE COMPANY	-	188,314	92,045	585,659	239,527	128,317	2,058,192	2,487,351	-	234,939	418,304	277,015	1,379,510	318,325	8,407,498	6.91
CORPORATE INSURANCE COMPANY	-	27,255	5,419	39,367	2,386	58,716	84,700	39,753	-	5,154	6,890	5,672	-	37,303	312,615	0.26
DIRECTLINE ASSURANCE COMPANY	-	-	-	-	-	-	97,844	27,363	3,099,533	-	-	-	-	-	3,224,740	2.65
FIDELITY SHIELD INSURANCE	307	57,840	31,073	229,317	25,622	76,547	408,695	529,965	26,726	28,933	98,889	163,414	-	39,998	1,717,326	1.41
FIRST ASSURANCE COMPANY	1,293	313,511	48,151	466,930	92,523	89,950	545,196	529,779	-	135,769	137,623	157,217	1,262,681	150,330	3,930,953	3.23
GA INSURANCE COMPANY	40,993	266,718	87,462	915,159	76,670	250,864	492,599	516,725	71,503	69,324	308,018	475,127	1,071,523	139,395	4,782,080	3.93
GEMINIA INSURANCE COMPANY	-	95,962	47,047	270,098	19,299	153,347	565,060	583,216	-	44,481	147,413	247,500	-	49,301	2,222,724	1.83
HERITAGE INSURANCE COMPANY	15,287	136,685	163,433	543,698	210,326	64,541	767,789	628,178	27,166	315,028	109,405	361,214	1,761,103	236,327	5,340,180	4.39
ICEA LION GENERAL INSURANCE	1,055,706	139,066	139,163	963,479	157,400	219,543	1,518,056	750,101	-	249,731	245,760	425,716	390,817	50,050	6,304,588	5.18
INTRA AFRICA ASSURANCE	-	60,842	24,932	100,818	6,301	70,724	294,311	182,507	-	22,508	57,100	140,574	-	53,658	1,014,275	0.83
INVERSCO ASSURANCE COMPANY	-	312	360	219	70	794	179,246	86,715	2,031,016	1,330	316	494	-	22	2,300,894	1.89
JUBILEE INSURANCE COMPANY	99,303	382,253	64,002	874,400	273,268	120,041	1,343,314	750,631	-	580,705	169,981	112,646	9,211,068	107,685	14,089,297	11.58
KENINDIA ASSURANCE COMPANY	-	172,719	51,155	767,990	50,923	257,581	318,911	548,828	-	43,440	239,596	415,543	105,046	24,833	2,996,565	2.46
KENYA ORIENT INSURANCE	-	32,042	5,194	68,156	43,357	19,583	324,250	1,776,464	-	8,746	94,220	79,840	-	73,683	2,825,535	2.08
MADISON INSURANCE COMPANY	-	46,918	33,379	71,476	101,627	3,585	635,658	1,121,919	-	27,455	24,886	42,855	822,730	169,951	3,102,439	2.55
MAYFAIR INSURANCE COMPANY	16,037	198,210	52,982	675,914	33,245	151,876	269,647	244,214	-	35,411	116,139	359,549	-	148,829	2,302,083	1.89
OCCIDENTAL INSURANCE COMPANY	-	113,017	50,861	303,530	11,677	150,400	409,051	474,458	-	39,088	135,406	308,213	-	37,388	2,033,089	1.67
PACIS INSURANCE COMPANY	-	13,452	15,564	83,685	17,312	1,984	331,959	308,346	-	65,050	35,908	65,468	100,758	2,651	1,042,137	0.86
PHOENIX OF EAST AFRICA	97,648	28,977	5,745	76,793	22,807	6,172	90,922	46,562	-	4,742	9,992	32,784	-	16,481	438,725	0.36
PIONEER INSURANCE COMPANY	-	-	-	-	-	-	-	-	-	-	-	-	-	-	-	0.00
RESOLUTION INSURANCE COMPANY	-	-	261	9,126	39,375	-	76,412	36,139	-	43,182	3,821	52,688	3,649,369	46,626	3,956,999	3.25
SAHAM INSURANCE COMPANY	-	182,651	12,278	166,991	18,413	14,280	206,316	181,968	-	9,097	18,192	102,438	284,631	365,825	1,563,080	1.28
SANLAM INSURANCE COMPANY	-	26,446	6,342	31,395	30,584	9,658	306,059	247,646	25,548	17,970	11,093	21,694	244,408	23,357	1,002,200	0.82
TAKAFUL INSURANCE OF AFRICA	-	16,241	8,629	23,640	10,746	9,012	186,467	-	254,871	22,939	47,323	33,812	196,206	6,564	816,480	0.67
TAUSI ASSURANCE COMPANY	-	53,071	38,307	204,185	12,699	110,788	150,249	89,164	-	14,875	112,576	143,666	8,164	25,595	963,339	0.79
THE KENYAN ALLIANCE INSURANCE	-	8,926	37,353	56,486	34,462	15,179	494,989	333,347	-	30,290	41,648	42,085	-	1,160	1,095,925	0.90
THE MONARCH INSURANCE	-	24,150	2,300	56,828	5,372	2,247	450,185	295,973	-	62,600	8,333	44,445	-	99,206	1,051,639	0.86
TRIDENT INSURANCE COMPANY	31,556	27,778	7,717	144,446	7,384	5,924	190,111	180,848	17,668	29,279	46,624	65,760	509,472	31,207	1,295,774	1.06
UAP INSURANCE COMPANY	-	256,067	112,038	646,390	136,063	83,033	1,323,412	-	1,231,710	107,076	330,485	280,076	6,198,099	277,621	10,982,070	9.03
XPLICO INSURANCE COMPANY	-	-	-	-	-	-	-	-	-	-	-	-	-	-	-	0.00
TOTAL	1,477,224	3,716,387	1,466,597	10,620,441	2,610,121	2,701,936	19,205,813	17,611,552	6,877,140	3,983,220	3,756,824	5,665,788	38,187,081	3,793,944	121,674,068	100
REINSURERS																
C. CONTINENTAL REINSURANCE	28,453	67,996	-	727,928	24,932	43,041	-	95,864	-	9,342	(23)	502	428,597	99,887	1,526,519	10.00
EAST AFRICAN REINSURANCE	306	231,718	-	1,205,481	11,713	164,954	-	296,850	-	9,093	(20)	(13)	262,158	334,200	2,516,439	16.48
KENYA REINSURANCE CORPORATION	23,119	683,690	2,897	3,286,458	131,071	513,664	8,275	593,731	-	448,572	472,746	12,724	3,860,073	1,186,979	11,223,998	73.52
TOTAL	51,878	983,404	2,897	5,219,867	167,716	721,659	8,275	986,445	-	467,007	472,703	13,213	4,850,828	1,621,066	15,266,956	100.00

Amounts in Thousand Shillings

APPENDIX 14: SUMMARY OF GENERAL INSURANCE BUSINESS MARKET SHARE (GROSS PREMIUM INCOME) PER CLASS FOR THE PERIOD ENDED 31.12.2016																
Company	Aviation	Engineering	Fire Domestic	Fire Industrial	Liability	Marine	Motor Private	Motor Commercial	Motor Commercial PSV	Personal Accident	Theft	Workmens' Compensation	Medical	Miscellaneous	Total	
INSURERS																
JUBILEE INSURANCE COMPANY	6.72	10.29	4.36	8.23	10.47	4.44	6.99	4.26	-	14.58	4.52	1.99	24.12	2.84	11.58	
UAP INSURANCE COMPANY	-	6.89	7.64	6.09	5.21	3.07	6.89	-	17.91	2.69	8.80	4.94	16.23	7.32	9.03	
APA INSURANCE COMPANY	5.58	5.96	5.11	6.16	4.64	7.65	7.83	10.50	-	2.61	4.08	10.92	7.79	11.40	7.39	
CIC GENERAL INSURANCE COMPANY	-	5.07	6.28	5.51	9.18	4.75	10.72	14.12	-	5.90	11.13	4.89	3.61	8.39	6.91	
BRITAM GENERAL INSURANCE	-	5.68	6.88	3.58	3.81	12.80	6.15	7.22	-	14.38	4.95	3.69	4.78	16.15	5.75	
ICEA LION GENERAL INSURANCE	71.47	3.74	9.49	9.07	6.03	8.13	7.90	4.26	-	6.27	6.54	7.51	1.02	1.32	5.18	
AAR INSURANCE KENYA	-	-	0.39	-	0.04	0.00	-	-	-	0.49	0.02	0.38	16.22	0.11	5.13	
HERITAGE INSURANCE COMPANY	1.03	3.68	11.14	5.12	8.06	2.39	4.00	3.57	0.40	7.91	2.91	6.38	4.61	6.23	4.39	
GA INSURANCE COMPANY	2.78	7.18	5.96	8.62	2.94	9.28	2.56	2.93	1.04	1.74	8.20	8.39	2.81	3.67	3.93	
RESOLUTION INSURANCE COMPANY	-	-	0.02	0.09	1.51	-	0.40	0.21	-	1.08	0.10	0.93	9.56	1.23	3.25	
FIRST ASSURANCE COMPANY	0.09	8.44	3.28	4.40	3.54	3.33	2.84	3.01	-	3.41	3.66	2.77	3.31	3.96	3.23	
AIG INSURANCE COMPANY	2.10	1.17	7.19	7.14	25.47	1.38	4.98	1.81	-	8.67	9.39	1.00	-	-	3.02	
DIRECTLINE ASSURANCE COMPANY	-	-	-	-	-	-	0.51	0.16	45.07	-	-	-	-	-	2.65	
AFRICAN MERCHANT ASSURANCE	-	5.21	0.68	3.15	0.93	0.28	4.63	3.82	1.33	15.60	1.05	3.02	-	2.80	2.60	
MADISON INSURANCE COMPANY	-	1.26	2.28	0.67	3.89	0.13	3.31	6.37	-	0.69	0.66	0.76	2.15	4.48	2.55	
KENINDIA ASSURANCE COMPANY	-	4.65	3.49	7.23	1.95	9.53	1.66	3.12	-	1.09	6.38	7.33	0.28	0.65	2.46	
KENYA ORIENT INSURANCE	-	0.86	0.35	0.64	1.66	0.72	1.69	10.09	-	0.22	2.51	1.41	-	1.94	2.08	
MAYFAIR INSURANCE COMPANY	1.09	5.33	3.61	6.36	1.27	5.62	1.40	1.39	-	0.89	3.09	6.35	-	3.92	1.89	
INVESCO ASSURANCE COMPANY	-	0.01	0.02	0.00	0.00	0.03	0.93	0.49	29.53	0.03	0.01	0.01	-	0.00	1.89	
GEMINIA INSURANCE COMPANY	-	2.58	3.21	2.54	0.74	5.68	2.94	3.31	-	1.12	3.92	4.37	-	1.30	1.83	
OCCIDENTAL INSURANCE COMPANY	-	3.04	3.47	2.86	0.45	5.57	2.13	2.69	-	0.98	3.60	5.44	-	0.99	1.67	
CANNON ASSURANCE COMPANY	-	4.52	1.22	0.89	0.68	1.10	2.87	2.82	-	1.78	1.29	2.24	-	2.70	1.42	
FIDELITY SHIELD INSURANCE	0.02	1.56	2.12	2.16	0.98	2.83	2.13	3.01	0.39	0.73	2.63	2.88	-	1.05	1.41	
SAHAM INSURANCE COMPANY	-	4.91	0.84	1.57	0.71	0.53	1.07	1.03	-	0.23	0.48	1.81	0.75	9.64	1.28	
TRIDENT INSURANCE COMPANY	2.14	0.75	0.53	1.36	0.28	0.22	0.99	1.03	0.26	0.74	1.24	1.16	1.33	0.82	1.06	
THE KENYAN ALLIANCE INSURANCE	-	0.24	2.55	0.53	1.32	0.56	2.58	1.89	-	0.76	1.11	0.74	-	0.03	0.90	
THE MONARCH INSURANCE	-	0.65	0.16	0.54	0.21	0.08	2.34	1.68	-	1.57	0.22	0.78	-	2.61	0.86	
PACIS INSURANCE COMPANY	-	0.36	1.06	0.79	0.66	0.07	1.73	1.75	-	1.63	0.96	1.16	0.26	0.07	0.86	
INTRA-AFRICA ASSURANCE	-	1.64	1.70	0.95	0.24	2.62	1.53	1.04	-	0.57	1.52	2.48	-	1.41	0.83	
SANLAM INSURANCE COMPANY	-	0.71	0.43	0.30	1.17	0.36	1.59	1.41	0.37	0.45	0.30	0.38	0.64	0.62	0.82	
TAUSI ASSURANCE COMPANY	-	1.43	2.61	1.92	0.49	4.10	0.78	0.51	-	0.37	3.00	2.54	0.02	0.67	0.79	
TAKAPUL INSURANCE OF AFRICA	-	0.44	0.59	0.22	0.41	0.33	0.97	-	3.71	0.58	1.26	0.60	0.51	0.17	0.67	
PHOENIX OF EAST AFRICA	6.61	0.78	0.39	0.72	0.87	0.23	0.47	0.26	-	0.12	0.24	0.58	-	0.43	0.36	
CORPORATE INSURANCE COMPANY	-	0.73	0.37	0.37	0.09	2.17	0.44	0.23	-	0.13	0.18	0.10	-	0.98	0.26	
ALLIANZ INSURANCE COMPANY	0.38	0.25	0.58	0.21	0.09	0.01	0.03	0.01	-	0.01	0.03	0.07	-	0.06	0.05	
PIONEER INSURANCE COMPANY	-	-	-	-	-	-	-	-	-	-	-	-	-	-	-	
XPLICO INSURANCE COMPANY	-	-	-	-	-	-	-	-	-	-	-	-	-	-	-	
TOTAL	100.00	100.00	100.00	100.00	100.00	100.00	100.00	100.00	100.00	100.00	100.00	100.00	100.00	100.00	100.00	
REINSURERS																
KENYA REINSURANCE CORPORATION	1.57	18.40	0.20	30.94	5.02	19.01	0.04	3.37	-	11.26	12.58	0.22	10.11	31.29	73.52	
EAST AFRICAN REINSURANCE	0.02	6.24	-	11.35	0.45	6.11	-	1.69	-	0.23	(0.00)	(0.00)	0.69	8.81	16.48	
CONTINENTAL REINSURANCE	1.93	1.83	-	6.85	0.96	1.59	-	0.54	-	0.23	(0.00)	0.01	1.12	2.63	10.00	
TOTAL	100.00	100.00	100.00	100.00	100.00	100.00	100.00	100.00	-	100.00	100.00	100.00	100.00	100.00	100.00	

APPENDIX 15: SUMMARY OF CLAIMS PAID UNDER GENERAL INSURANCE BUSINESS FOR THE PERIOD ENDED 31.12.2016															
Company	Aviation	Engineering	Fire Domestic	Fire Industrial	Liability	Marine	Motor Private	Motor Commercial	Motor Commercial PSV	Personal Accident	Theft	Workmen's Compensation	Medical	Miscellaneous	Total
INSURERS															
AAR INSURANCE KENYA	-	-	608	-	-	-	-	-	-	492	-	462	2,738,501	234	2,740,298
AFRICAN MERCHANT ASSURANCE	-	640	1,946	-	3,612	2,572	534,853	187,864	372,898	70,297	14,167	33,069	-	20,394	1,242,312
AIG INSURANCE COMPANY	4,621	1,095	47,957	52,742	63,664	9,161	752,569	230,079	-	185,811	14,870	19,332	-	(499)	1,381,402
ALLIANZ INSURANCE COMPANY	-	-	-	520	-	-	612	-	-	-	-	-	-	-	1,132
APA INSURANCE COMPANY	-	49,108	23,653	45,313	74,021	44,650	1,192,180	1,046,170	-	41,341	96,546	221,986	1,467,679	33,850	4,336,497
BRITAM GENERAL INSURANCE	-	34,258	47,303	65,545	8,542	10,824	1,047,100	821,603	-	51,967	56,960	57,135	1,251,342	357,299	3,809,878
CANNON ASSURANCE COMPANY	-	33,851	(6,946)	41,419	16,539	28,132	357,318	234,226	-	(9,931)	12,807	51,413	-	4,542	763,370
CIC GENERAL INSURANCE COMPANY	-	86,717	16,943	195,708	(332,868)	17,130	1,479,065	1,236,417	-	58,842	116,487	77,782	801,541	41,264	3,795,028
CORPORATE INSURANCE COMPANY	5,826	2,524	293	7,662	-	9,762	53,884	41,870	-	15	140	4,933	-	8	126,917
DIRECTLINE ASSURANCE COMPANY	-	-	-	-	-	-	18,021	5,968	1,457,927	-	-	-	-	-	1,481,916
FIDELITY SHIELD INSURANCE	-	2,676	10,043	23,547	677	21,649	242,396	231,165	14,160	3,060	15,952	74,198	-	946	640,469
FIRST ASSURANCE COMPANY	-	41,583	21,804	49,028	20,567	40,362	497,126	403,638	-	8,761	37,800	109,940	565,598	11,582	1,807,789
GA INSURANCE COMPANY	-	35,347	30,379	43,236	7,314	59,771	250,040	317,709	(74,562)	7,458	135,923	274,648	202,781	4,370	1,294,414
GEMINIA INSURANCE COMPANY	-	5,296	10,148	52,128	1,639	35,606	314,926	279,164	-	9,940	43,368	70,747	-	4	822,966
HERITAGE INSURANCE COMPANY	-	6,932	34,657	48,743	(10,502)	18,027	436,840	311,478	-	49,420	13,819	74,621	217,454	16,298	1,217,787
ICEA LION GENERAL INSURANCE	2,350	13,484	31,862	66,044	14,785	54,294	814,000	427,636	-	84,001	79,144	147,183	205,475	1,093	1,941,351
INTRA-AFRICA ASSURANCE	-	15,649	15,541	24,926	3,042	30,331	174,825	109,387	-	27,237	46,986	46,360	-	5,607	499,891
INVESCO ASSURANCE COMPANY	-	-	3,885	-	-	-	104,691	81,567	799,727	49	-	459	-	-	990,378
JUBILEE INSURANCE COMPANY	-	27,292	19,128	72,450	6,896	33,693	1,162,701	310,481	-	394,631	109,971	67,148	4,592,544	27,242	6,824,177
KENINDIA ASSURANCE COMPANY	-	19,744	27,474	105,771	8,560	70,696	195,759	340,166	-	11,859	66,148	292,662	89,737	230	1,228,806
KENYA ORIENT INSURANCE	-	5,572	7,646	16,472	14,257	732	628,868	589,311	-	2,814	4,351	13,423	-	2,817	1,286,263
MADISON INSURANCE COMPANY	-	3,155	2,165	2,286	24,347	29	383,841	515,695	-	19,246	5,381	7,043	698,712	26,787	1,688,687
MAYFAIR INSURANCE COMPANY	-	22,173	10,576	33,672	617	14,895	155,803	87,864	-	3,186	13,622	64,932	-	413	407,753
OCCIDENTAL INSURANCE COMPANY	-	21,073	36,249	33,721	201	29,112	204,875	249,291	1,891	5,321	29,289	149,764	-	12,326	773,113
PACIS INSURANCE COMPANY	-	3,241	1,922	8,462	1,015	67	182,819	94,441	-	1,951	6,232	11,605	28,200	68	340,023
PHOENIX OF EAST AFRICA	(8,843)	2,587	3,453	9,357	15,202	1,623	81,551	48,366	-	3,709	18,582	18,168	-	(14,749)	179,006
PIONEER INSURANCE COMPANY	-	-	-	-	-	-	-	-	-	-	-	-	-	-	-
RESOLUTION INSURANCE COMPANY	-	-	693	-	20	-	29,158	9,279	-	299	515	4,124	692,577	203	736,868
SAHAM INSURANCE COMPANY	-	7,391	2,812	2,316	1,241	855	90,204	31,907	-	597	3,090	7,570	40,311	25,796	214,090
SANLAM INSURANCE COMPANY	-	196	1,501	553	956	674	187,039	49,653	99,293	238	943	3,886	58,515	(5)	403,442
TAKAFUL INSURANCE OF AFRICA	-	-	427	348	2,010	11	54,211	69,178	-	-	6,243	2,885	98,358	7,371	241,042
TAUSI ASSURANCE COMPANY	-	4,451	34,178	22,093	4,366	22,788	53,456	44,164	-	350	23,383	64,256	4,147	165	277,797
THE KENYAN ALLIANCE INSURANCE	-	(70)	28,547	10,201	1,188	10,422	284,296	263,818	-	16,298	13,069	11,936	-	-	639,705
THE MONARCH INSURANCE	-	190	265	1,572	1,563	1,042	179,987	58,544	-	1,032	250	5,090	-	-	249,535
TRIDENT INSURANCE COMPANY	-	7,225	3,130	9,965	975	5,579	108,366	90,460	-	1,500	4,806	34,861	57,050	3	323,920
UAP INSURANCE COMPANY	-	19,416	12,001	55,920	20,885	20,727	810,180	478,612	-	23,226	42,884	77,255	3,801,158	12,505	5,374,769
XPLICO INSURANCE COMPANY	-	-	-	-	-	-	-	-	-	-	-	-	-	-	-
TOTAL	3,954	472,796	482,243	1,101,720	(24,669)	595,216	13,063,560	9,297,171	2,671,334	1,075,017	1,033,728	2,100,876	17,611,680	598,164	50,082,791
REINSURERS															
CONTINENTAL REINSURANCE	17,337	6,538	-	165,219	553	11,363	-	39,791	-	2,890	-	13	295,832	37,632	577,168
EAST AFRICA REINSURANCE	(318)	96,970	-	916,895	1,481	84,042	-	259,436	-	82	-	49	260,397	115,834	1,734,868
KENYA REINSURANCE CORPORATION	9,559	245,341	18,118	1,980,935	9,927	193,548	4,675	205,009	-	270,205	206,166	558	2,213,028	200,272	5,557,341
TOTAL	26,578	348,849	18,118	3,063,049	11,961	288,953	4,675	504,236	-	273,177	206,166	620	2,769,257	353,738	7,869,377

Amounts in Thousand Shillings

APPENDIX 16: SUMMARY OF CLAIMS INCURRED UNDER GENERAL INSURANCE BUSINESS FOR THE PERIOD ENDED 31.12.2016															
Company	Aviation	Engineering	Fire Domestic	Fire Industrial	Liability	Marine	Motor Private	Motor Commercial	Motor Commercial PSV	Personal Accident	Theft	Workmens' Compensation	Medical	Miscellaneous	Total
INSURERS															
AAR INSURANCE KENYA	-	-	485	-	-	-	-	-	-	2,662	-	4,136	2,853,048	1,555	2,861,885
AFRICAN MERCHANT ASSURANCE	-	9,712	2,041	31,575	1,288	1,469	573,785	56,257	359,963	96,318	22,338	45,951	-	19,755	1,220,452
AIG INSURANCE COMPANY	9,291	1,177	53,333	53,688	206,186	6,968	815,973	169,702	-	180,948	9,277	17,075	-	(135,286)	1,388,332
ALLIANZ INSURANCE COMPANY	2	127	458	627	2,721	5	864	89	-	13	62	199	-	-	5,167
APA INSURANCE COMPANY	(6)	86,187	23,570	81,925	27,906	13,456	1,480,910	1,231,250	-	62,198	80,490	404,747	1,433,829	26,736	4,953,198
BRITAM GENERAL INSURANCE	-	39,524	49,387	11,971	557	(13,481)	960,668	848,206	-	25,536	117,747	17,128	1,263,649	354,737	3,675,629
CANNON ASSURANCE COMPANY	-	5,086	3,913	16,802	20,283	37,234	460,918	288,022	-	12,760	22,412	25,061	-	(54,057)	838,434
CIC GENERAL INSURANCE COMPANY	-	94,946	15,265	142,854	137,193	60,672	1,757,167	1,419,571	-	64,643	120,351	142,094	526,486	40,333	4,521,575
CORPORATE INSURANCE COMPANY	5,798	3,298	311	7,292	(281)	14,504	58,821	48,617	-	(1,118)	(2,702)	3,878	-	(2,471)	135,947
DIRECTLINE ASSURANCE COMPANY	-	-	-	-	-	-	33,645	12,276	1,741,902	-	-	-	-	-	1,787,823
FIDELITY SHIELD INSURANCE	112	(2,063)	10,785	38,683	15,562	22,640	229,003	339,987	16,486	4,938	24,243	77,956	-	112	778,444
FIRST ASSURANCE COMPANY	123	38,192	23,348	54,037	41,908	14,222	520,402	427,446	-	10,946	46,208	172,011	583,408	19,397	1,951,648
GA INSURANCE COMPANY	(51)	27,716	27,023	65,773	4,407	35,549	423,765	413,504	(74,362)	(1,390)	80,639	187,683	208,647	42,519	1,441,422
GEMINIA INSURANCE COMPANY	-	9,776	11,097	47,835	2,092	54,491	400,425	419,696	-	11,413	54,441	106,769	-	(436)	1,117,599
HERITAGE INSURANCE COMPANY	1,293	12,331	49,340	40,535	(2,761)	23,373	497,962	311,168	8,704	57,546	1,154	115,937	196,736	41,984	1,355,302
ICEA LION GENERAL INSURANCE	1,630	26,333	43,005	36,365	26,600	101,217	994,011	409,397	-	99,193	95,862	224,412	225,080	939	2,284,044
INTRA-AFRICA ASSURANCE	-	17,947	14,755	23,476	5,809	23,358	173,780	106,335	-	25,733	42,608	22,338	-	5,934	462,077
INVESCO ASSURANCE COMPANY	-	3	(1,413)	2,458	(3)	(5)	111,036	149,852	696,276	913	1	841	-	-	959,959
JUBILEE INSURANCE COMPANY	999	7,205	12,863	66,787	(38,875)	21,033	1,061,144	273,840	-	383,417	99,901	44,246	4,661,877	(14,754)	6,579,683
KENINDIA ASSURANCE COMPANY	-	20,662	28,395	126,896	13,709	60,505	224,522	357,796	-	12,014	71,510	319,040	101,956	214	1,337,219
KENYA ORIENT INSURANCE	-	5,820	7,634	16,448	20,553	786	620,386	606,769	-	2,929	7,794	15,404	-	3,988	1,308,511
MADISON INSURANCE COMPANY	-	7,227	1,030	66,727	45,921	(1,107)	425,060	506,666	-	41,716	7,996	17,834	693,275	22,311	1,834,656
MAYFAIR INSURANCE COMPANY	40	25,092	11,084	31,401	6,600	9,443	122,216	101,557	-	2,798	16,629	199,845	-	2,141	528,846
OCCIDENTAL INSURANCE COMPANY	-	19,093	47,544	26,934	630	37,560	248,611	232,211	2,178	9,840	30,301	379,718	-	25,751	1,060,371
PACIS INSURANCE COMPANY	-	(2,571)	1,892	16,546	6,888	68	192,145	86,880	-	(1,454)	10,647	14,637	29,380	77	355,135
PHOENIX OF EAST AFRICA	67,237	(3,187)	3,692	9,754	45,872	2,916	143,682	3,210	13,603	2,268	466	(8,834)	-	12,868	293,547
PIONEER INSURANCE COMPANY	-	-	-	-	-	-	-	-	-	-	-	-	-	-	-
RESOLUTION INSURANCE COMPANY	-	-	763	5,489	43	-	47,710	19,422	-	299	1,490	4,144	724,027	348	803,735
SAHAM INSURANCE COMPANY	-	4,805	3,377	705	6,455	4,807	115,800	40,774	-	1,368	1,973	7,879	49,319	19,719	256,981
SANLAM INSURANCE COMPANY	-	2,515	6,821	5,946	61	96	138,225	(40,311)	(81,008)	(4,170)	426	(755)	114,629	2,033	144,508
TAKAFUL INSURANCE OF AFRICA	-	4,161	(1,301)	(7,510)	(8,253)	(2,095)	28,903	12,844	-	(188)	28,348	3,193	81,439	564	140,105
TAUSI ASSURANCE COMPANY	-	3,678	31,006	18,649	2,061	36,536	62,894	25,015	-	1,649	29,198	48,269	4,249	1,151	264,355
THE KENYAN ALLIANCE INSURANCE	-	423	21,884	(37,307)	790	8,372	332,222	188,350	-	(242)	20,788	11,816	-	-	547,096
THE MONARCH INSURANCE	-	762	467	1,399	743	670	232,296	87,075	-	817	717	6,488	-	4,910	336,344
TRIDENT INSURANCE COMPANY	(1,024)	8,641	(4)	5,926	1,083	(3,162)	114,640	99,101	(2,400)	1,988	(8,223)	12,603	107,270	(2,118)	334,321
UAP INSURANCE COMPANY	-	13,408	11,518	89,499	31,239	3,068	1,023,214	582,936	-	34,805	71,130	177,913	3,783,736	14,206	5,836,672
XPLICO INSURANCE COMPANY	-	-	-	-	-	-	-	-	-	-	-	-	-	-	-
TOTAL	85,444	488,026	515,368	1,100,185	624,987	575,168	14,626,805	9,835,510	2,681,342	1,143,106	1,106,222	2,821,656	17,642,040	455,160	53,701,019
REINSURERS															
CONTINENTAL REINSURANCE	19,333	1,637	-	196,953	2,954	10,895	-	46,706	-	3,054	(39)	(43)	327,539	20,896	629,885
EAST AFRICA REINSURANCE	(296)	119,559	-	790,121	2,097	91,222	-	368,107	-	(1,821)	-	25	212,193	67,180	1,648,387
KENYA REINSURANCE CORPORATION	9,200	182,935	22,856	2,125,168	21,712	300,654	1,177	174,540	-	(72,534)	104,554	1,817	2,589,784	252,600	5,714,463
TOTAL	28,237	304,131	22,856	3,112,242	26,763	402,771	1,177	589,353	-	(71,301)	104,515	1,799	3,129,516	340,676	7,992,735

Amounts in Thousand Shillings

APPENDIX 17: SUMMARY OF INCURRED CLAIMS RATIOS UNDER GENERAL INSURANCE BUSINESS FOR THE PERIOD ENDED 31.12.2016															
Company	Aviation	Engineering	Fire Domestic	Fire Industrial	Liability	Marine	Motor Private	Motor Commercial	Motor Commercial PSV	Personal Accident	Theft	Workmens' Compensation	Medical	Miscellaneous	Total
INSURERS															
AAR INSURANCE KENYA	0.00	0.00	9.7	0.00	0.0	0.0	0.00	0.00	0.00	18.3	0.0	23.6	69.6	28.5	69.0
AFRICAN MERCHANT ASSURANCE	0.00	9.8	68.1	105.4	9.7	56.1	68.6	8.0	408.9	20.4	133.0	24.7	0.00	45.3	49.0
AIG INSURANCE COMPANY	3403.3	2.7	43.5	107.8	42.8	50.4	87.7	51.5	0.00	53.1	-281.5	28.0	0.00	-152006.7	58.6
ALLIANZ INSURANCE COMPANY	33.3	17.7	84.3	31.4	-1289.6	12.2	76.1	-593.3	0.00	59.1	36.0	35.7	0.00	0.00	104.1
APA INSURANCE COMPANY	-0.6	140.7	41.9	57.4	40.0	8.8	91.8	59.9	0.00	62.6	55.2	68.4	80.5	12.4	70.9
BRITAM GENERAL INSURANCE	0.00	75.8	55.5	7.0	1.3	-15.0	73.1	59.3	0.00	4.9	69.2	8.0	61.9	78.7	55.8
CANNON ASSURANCE COMPANY	0.00	24.8	28.0	44.7	139.4	120.7	132.0	72.0	0.0	41.5	61.6	21.7	0.00	-204.6	78.6
CIC GENERAL INSURANCE COMPANY	0.00	247.3	16.6	54.9	262.1	63.1	89.0	58.2	0.00	37.9	30.6	57.5	54.7	22.0	65.4
CORPORATE INSURANCE COMPANY	0.00	21.9	3.9	28.0	-12.2	25.9	67.3	87.8	0.00	-12.4	-70.7	27.7	0.00	-7.1	43.6
DIRECTLINE ASSURANCE COMPANY	0.00	0.00	0.00	0.00	0.00	0.00	49.6	62.8	59.2	0.00	0.00	0.00	0.00	0.00	59.0
FIDELITY SHIELD INSURANCE	861.5	-29.0	51.3	58.4	71.5	51.6	57.6	68.8	86.9	36.5	47.3	45.9	0.00	1.4	59.3
FIRST ASSURANCE COMPANY	12.8	79.8	65.6	51.8	91.1	25.2	95.7	78.0	0.00	13.7	68.6	106.0	94.3	59.9	83.3
GA INSURANCE COMPANY	-7.6	48.6	40.3	51.1	7.3	27.7	105.6	93.5	-135.2	-2.7	28.3	42.2	79.7	84.5	59.3
GEMINIA INSURANCE COMPANY	0.00	50.4	31.3	36.8	16.1	48.0	83.0	85.0	0.00	61.7	54.5	48.7	0.00	-5.2	68.4
HERITAGE INSURANCE COMPANY	11.9	28.0	37.9	31.3	-2.2	39.9	69.3	49.3	32.3	21.2	1.1	33.4	56.6	37.3	44.3
ICEA LION GENERAL INSURANCE	26.6	50.7	39.8	20.0	67.6	76.0	71.9	52.9	0.00	59.5	44.5	55.3	68.1	21.5	60.1
INTRA-AFRICA ASSURANCE	0.00	71.7	83.2	62.8	99.5	38.9	67.8	59.0	0.00	147.5	104.5	17.3	0.00	19.5	57.7
INVESCO ASSURANCE COMPANY	0.00	2.5	-807.4	-95.1	-6.0	-0.5	69.2	163.8	35.2	88.1	0.4	233.0	0.00	0.0	43.1
JUBILEE INSURANCE COMPANY	6.1	19.3	24.0	22.1	-32.7	23.3	78.0	40.2	0.00	78.9	63.7	37.5	77.4	-39.1	69.4
KENINDIA ASSURANCE COMPANY	0.00	109.7	77.5	103.0	53.8	26.8	70.1	75.3	0.00	70.7	73.5	81.3	101.7	3.4	72.7
KENYA ORIENT INSURANCE	0.00	26.8	194.4	109.0	52.8	5.9	206.5	34.1	0.00	40.0	52.8	18.8	0.00	11.5	56.6
MADISON INSURANCE COMPANY	0.00	19.9	4.5	125.9	46.8	-31.0	64.9	60.0	0.00	206.5	34.2	44.5	91.2	14.2	67.6
MAYFAIR INSURANCE COMPANY	38.5	65.7	54.2	38.2	33.2	13.2	49.4	43.1	0.00	30.0	41.1	58.3	0.00	8.9	46.7
OCCIDENTAL INSURANCE COMPANY	0.00	82.7	134.4	47.1	20.0	47.6	66.8	48.7	0.00	91.3	48.0	109.9	0.00	213.2	71.7
PACIS INSURANCE COMPANY	0.00	-40.7	18.4	56.5	42.2	5.7	61.1	28.6	0.00	-3.0	39.2	23.6	55.9	6.2	40.7
PHOENIX OF EAST AFRICA	-1603.2	-18.8	44.6	78.0	262.0	36.8	140.0	6.7	0.00	39.1	9.5	-29.9	0.00	-2965.0	117.7
PIONEER INSURANCE COMPANY	0.00	0.00	0.00	0.00	0.00	0.00	0.00	0.00	0.00	0.00	0.00	0.00	0.00	0.00	0.00
RESOLUTION INSURANCE COMPANY	0.00	0.00	135.5	46.8	0.2	0.00	90.0	85.2	0.00	0.8	62.9	-40.9	68.7	1.5	66.0
SAHAM INSURANCE COMPANY	0.00	31.4	65.9	8.9	211.5	232.3	66.5	28.5	0.00	-0.6	14.8	13.1	17.2	24.5	44.3
SANLAM INSURANCE COMPANY	0.00	75.8	300.9	30.0	1.3	3.5	56.7	-20.2	-197.9	-69.8	5.0	-4.6	112.4	16.2	21.8
TAKAFUL INSURANCE OF AFRICA	0.00	56.9	-17.3	-69.5	-51.8	-66.1	14.1	92.9	0.0	-0.8	51.9	7.2	-40924.1	4.9	21.5
TAUSI ASSURANCE COMPANY	0.00	39.9	118.4	54.8	20.1	48.5	44.1	29.6	0.00	14.7	34.1	36.7	52.6	10.3	42.0
THE KENYAN ALLIANCE INSURANCE	0.00	3.5	71.0	-158.0	1.9	76.6	77.2	62.2	0.00	-0.7	53.5	28.4	0.00	0.0	56.3
THE MONARCH INSURANCE	0.00	-74.8	50.1	7.8	16.2	58.5	59.2	37.4	0.00	6.5	24.5	24.2	0.00	5.7	43.3
TRIDENT INSURANCE COMPANY	-286.0	107.0	-0.1	38.0	22.4	-31.3	67.5	56.4	-17.9	34.0	-78.3	23.9	97.4	-8.7	55.0
UAP INSURANCE COMPANY	0.00	27.0	12.6	39.7	40.6	5.7	82.3	-642.0	0.0	36.2	39.7	63.8	76.0	37.2	69.0
XPLICO INSURANCE COMPANY	0.00	0.00	0.00	0.00	0.00	0.00	0.00	0.00	0.00	0.00	0.00	0.00	0.00	0.00	0.00
TOTAL	261.8	55.1	44.1	43.4	41.4	34.1	80.2	57.8	40.4	39.4	45.1	52.5	73.8	25.7	62.3
REINSURERS															
CONTINENTAL REINSURANCE	87.7	2.9	0.00	34.1	14.3	26.0	0.00	55.7	0.00	42.2	130.0	-5.5	73.3	17.8	45.8
EAST AFRICA REINSURANCE	-35.9	50.4	0.00	65.1	15.0	50.8	0.00	125.1	0.00	-20.4	0.0	-192.3	66.7	19.2	63.0
KENYA REINSURANCE CORPORATION	155.1	26.8	-22856.0	65.0	17.8	53.6	6.0	32.0	0.00	-9.6	20.9	23.0	77.5	24.3	52.6
TOTAL	98.0	31.2	-22856.0	61.5	17.1	51.5	6.0	63.8	0.00	-9.2	20.9	20.8	76.2	22.6	53.8

APPENDIX 18: SUMMARY OF UNDERWRITING PROFITS UNDER GENERAL INSURANCE BUSINESS FOR THE PERIOD ENDED 31.12.2016															
Company	Aviation	Engineering	Fire Domestic	Fire Industrial	Liability	Marine	Motor Private	Motor Commercial	Motor Commercial PSV	Personal Accident	Theft	Workmens' Compensation	Medical	Miscellaneous	Total
INSURERS															
AAR INSURANCE KENYA	-	-	2,947	(1,135)	(444)	29	-	-	-	5,713	386	5,328	83,961	2,274	99,057
AFRICAN MERCHANT ASSURANCE	-	56,199	(1,521)	(41,551)	891	(1,039)	(75,812)	384,955	(302,078)	190,940	(14,011)	69,762	-	3,013	269,747
AIG INSURANCE COMPANY	(23,958)	19,890	28,390	(38,863)	111,987	(2,063)	(85,864)	24,228	-	(7,507)	2,005	4,440	-	144,009	176,694
ALLIANZ INSURANCE COMPANY	(16,495)	(26,690)	(25,033)	(63,608)	(10,020)	(595)	(15,070)	(4,742)	-	(734)	(3,544)	(11,382)	-	(5,869)	(183,781)
APA INSURANCE COMPANY	(904)	(69,189)	6,680	(100,540)	4,938	80,857	(368,376)	204,893	-	(922)	22,855	(42,660)	44,814	109,607	(107,947)
BRITAM GENERAL INSURANCE	-	14,305	(9,876)	112,980	22,768	89,625	(239,399)	(75,073)	-	233,068	(30,662)	79,510	48,238	(163,881)	81,603
CANNON ASSURANCE COMPANY	-	(30,172)	3,268	(5,626)	(14,317)	(20,478)	(312,013)	(62,217)	(9,799)	235	(4,422)	21,451	(22,717)	87,150	(369,657)
CIC GENERAL INSURANCE COMPANY	-	(103,179)	19,130	(44,127)	(99,994)	(36,505)	(494,575)	107,001	-	(52,710)	(21,682)	(33,957)	73,005	69,298	(618,294)
CORPORATE INSURANCE COMPANY	(5,798)	733	4,870	1,438	1,347	2,150	(20,364)	(16,789)	-	6,916	2,450	6,142	-	17,276	372
DIRECTLINE ASSURANCE COMPANY	-	-	-	-	-	-	25,058	4,744	(46,807)	-	-	-	-	-	(17,006)
FIDELITY SHIELD INSURANCE	(164)	3,682	(147)	(23,986)	(5,519)	2,654	33,826	(15,806)	(4,783)	414	6,696	18,004	-	169	15,042
FIRST ASSURANCE COMPANY	898	10,879	(9,259)	14,315	(16,598)	17,348	(224,025)	(120,408)	-	24,393	(9,900)	(97,228)	(45,349)	26,018	(428,916)
GA INSURANCE COMPANY	(769)	4,070	17,655	10,827	35,442	61,338	(127,365)	(93,525)	122,815	31,183	120,426	108,634	(8,025)	2,382	285,089
GEMINIA INSURANCE COMPANY	-	862	10,314	35,351	4,001	11,895	(63,250)	(78,457)	-	1,045	6,448	27,150	-	8,075	(36,556)
HERITAGE INSURANCE COMPANY	3,757	10,929	(32,569)	3,143	61,072	11,266	(75,932)	104,525	18,230	(171)	50,019	92,957	126,919	30,009	404,156
ICEA LION GENERAL INSURANCE	15,819	24,132	21,153	133,754	3,681	(11,867)	(103,073)	34,807	-	(11,231)	29,033	7,731	14,804	7,760	166,503
INTRA-AFRICA ASSURANCE	-	568	(3,712)	1,540	(2,719)	10,579	(24,846)	4,732	-	(13,179)	(18,646)	45,897	-	12,149	12,364
INVESCO ASSURANCE COMPANY	-	(149)	1,361	(5,239)	14	409	(53,684)	(108,941)	104,051	(743)	62	(844)	-	(8)	(63,709)
JUBILEE INSURANCE COMPANY	(9,576)	(38,610)	20,485	(3,787)	82,149	44,085	(102,265)	198,867	-	(79,451)	10,765	32,093	257,692	24,042	436,488
KENINDIA ASSURANCE COMPANY	-	(25,634)	(6,694)	(124,524)	(799)	87,548	4,646	(39,150)	1,160	(1,418)	4,183	(87,142)	(30,723)	11,655	(206,893)
KENYA ORIENT INSURANCE	-	4,447	(13,070)	(29,488)	(1,563)	6,417	(656,942)	795,181	(6,214)	(2,141)	(7,919)	32,686	-	21,596	142,990
MADISON INSURANCE COMPANY	-	18,081	12,363	(33,912)	10,891	3,762	22,744	37,602	-	(30,508)	8,392	7,540	(119,859)	68,024	5,119
MAYFAIR INSURANCE COMPANY	1,813	18,059	1,228	31,126	4,143	33,714	24,744	54,392	-	3,885	9,007	18,312	-	36,473	236,896
OCCIDENTAL INSURANCE COMPANY	-	3,976	(22,796)	29,196	1,864	23,068	18,369	113,362	(2,178)	(652)	22,809	(156,236)	-	(12,582)	18,200
PACIS INSURANCE COMPANY	-	2,529	(506)	(26,046)	(1,094)	179	(50,871)	54,529	-	8,804	(5,721)	6,621	(17,275)	348	(28,504)
PHOENIX OF EAST AFRICA	(132,244)	6,464	(33)	(47,684)	(49,031)	(394)	(108,455)	10,234	(13,603)	(497)	(1,735)	13,954	-	(29,870)	(352,894)
PIONEER INSURANCE COMPANY	-	-	-	-	-	-	-	-	-	-	-	-	-	-	-
RESOLUTION INSURANCE COMPANY	-	-	(1,581)	2,835	(1,730)	-	(18,957)	(10,177)	-	14,806	(1,322)	(47,462)	(213,209)	12,163	(264,644)
SAHAM INSURANCE COMPANY	-	14,662	(2,917)	14,935	(3,836)	(3,029)	(70,208)	(3,294)	-	(214,550)	463	(5,356)	224,583	5,958	(42,590)
SANLAM INSURANCE COMPANY	-	(3,621)	(6,793)	6,324	(8,625)	1,114	(208,053)	154,549	58,386	(7,788)	5,187	13,207	(34,362)	(8,505)	(38,981)
TAKAFUL INSURANCE OF AFRICA	-	(2,622)	4,829	10,204	19,350	4,354	94,595	(113,021)	254,871	9,590	4,231	21,087	(138,453)	9,114	178,129
TAUSI ASSURANCE COMPANY	-	547	(17,011)	(5,050)	4,665	8,124	35,313	33,286	-	4,113	16,386	27,065	1,394	7,821	116,653
THE KENYAN ALLIANCE INSURANCE	-	6,597	(10,988)	36,686	35,021	(3,835)	(114,127)	(34,141)	-	18,801	(1,720)	7,258	-	1,198	(59,248)
THE MONARCH INSURANCE	-	(4,644)	(646)	(7,970)	312	(1,537)	(33,054)	18,530	-	2,688	(1,008)	11,998	-	55,089	39,759
TRIDENT INSURANCE COMPANY	(3,916)	(6,781)	4,094	9,162	1,949	7,515	(5,657)	15,898	13,914	(1,072)	14,414	13,943	34,100	(91,653)	5,911
UAP INSURANCE COMPANY	-	21,091	38,949	56,136	11,569	3,830	(339,030)	(1,126,108)	1,231,710	(286)	40,379	(21,367)	(189,115)	10,263	(261,979)
XPLICCO INSURANCE COMPANY	-	-	-	-	-	-	-	-	-	-	-	-	-	-	-
TOTAL	(171,537)	(68,589)	32,564	(93,184)	201,765	430,518	(3,731,972)	454,466	1,419,675	131,034	254,294	189,136	90,423	470,565	(390,837)
REINSURERS															
CONTINENTAL REINSURANCE	(7,127)	19,527	-	60,430	9,586	12,226	2,454	14,466	-	418	7	607	(23,268)	33,186	122,512
EAST AFRICA REINSURANCE	1,115	20,323	-	(53,086)	8,298	20,919	-	(121,256)	-	8,269	(13)	(356)	43,422	149,566	77,200
KENYA REINSURANCE CORPORATION	(11,512)	208,699	(25,369)	(239,873)	53,570	40,725	16,494	258,315	-	587,747	172,561	3,737	(450,293)	350,077	964,877
TOTAL	(17,524)	248,549	(25,369)	(232,529)	71,454	73,870	18,948	151,525	-	596,434	172,555	3,988	(430,139)	532,829	1,164,589

Amounts in Thousand Shillings

APPENDIX 19: SUMMARY OF GENERAL INSURANCE BUSINESS REVENUE ACCOUNTS FOR THE PERIOD ENDED 31.12.2016																
Company	Gross Direct Premium	Inward Reinsurance	Outward Reinsurance	Net Premium Written	UPR B/F	Unexpired Risk Reserve (B/F)	UPR C/F	Unexpired Risk Reserve (B/F)	Net Earned Premium Income	Incurred Claims	Net Commissions	Expense of Management	Underwriting Profit / (Loss)	Investment Income	Operating Profit	
INSURERS																
AAR INSURANCE KENYA	6,244,856	-	992,257	5,252,600	1,834,684	-	2,942,605	-	4,144,679	2,861,885	381,531	802,206	99,057	221,877	320,935	
AFRICAN MERCHANT ASSURANCE	3,145,060	17,188	600,429	2,561,819	909,325	-	979,516	-	2,491,628	1,220,452	80,597	920,832	269,747	66,355	336,102	
AIG INSURANCE COMPANY	3,588,476	81,463	1,416,352	2,253,588	890,118	-	773,004	-	2,370,702	1,388,332	91,188	714,488	176,694	-	176,694	
ALLIANZ INSURANCE COMPANY	63,060	-	32,368	30,693	-	-	25,729	-	4,963	5,167	1,393	182,184	(183,781)	93,745	(90,035)	
APA INSURANCE COMPANY	8,995,974	-	2,481,008	6,514,967	3,204,141	-	2,734,927	-	6,984,181	4,953,199	645,185	1,493,744	(107,947)	-	(107,947)	
BRITAM GENERAL INSURANCE	6,997,226	-	983,122	6,014,104	3,040,464	148,842	2,530,765	86,083	6,586,562	3,675,629	672,195	2,157,134	81,603	677,552	759,155	
CANNON ASSURANCE COMPANY	1,701,541	24,035	401,891	1,323,684	406,780	-	664,219	-	1,066,246	838,433	168,681	428,788	(369,657)	-	(369,657)	
CIC GENERAL INSURANCE COMPANY	8,407,498	-	956,313	7,451,186	2,827,370	-	3,366,626	-	6,911,930	4,521,575	755,766	2,252,884	(618,294)	610,587	(7,707)	
CORPORATE INSURANCE COMPANY	299,866	12,749	3,737	308,878	115,724	-	112,624	-	311,978	135,949	20,177	155,480	372	43,598	43,970	
DIRECTLINE ASSURANCE COMPANY	3,224,740	-	79,756	3,144,984	791,135	-	904,419	-	3,031,700	1,787,823	301,961	958,922	(17,006)	-	(17,006)	
FIDELITY SHIELD INSURANCE	1,674,182	43,145	398,438	1,318,889	493,386	-	498,708	-	1,313,568	778,445	132,530	387,551	15,042	-	15,042	
FIRST ASSURANCE COMPANY	3,831,052	99,900	1,752,360	2,178,592	918,772	-	753,348	-	2,344,016	1,951,647	127,405	693,880	(428,916)	-	(428,916)	
GA INSURANCE COMPANY	4,707,811	74,273	2,337,947	2,444,137	994,752	-	1,006,666	-	2,432,223	1,441,423	73,727	631,983	285,089	449,024	734,112	
GEMINIA INSURANCE COMPANY	2,211,696	11,028	282,119	1,940,605	553,561	-	861,201	-	1,632,966	1,117,598	185,226	366,707	(36,566)	208,736	172,170	
HERITAGE INSURANCE COMPANY	5,326,894	13,285	2,263,053	3,077,126	1,193,420	-	1,208,120	-	3,062,426	1,355,302	63,702	1,239,266	404,156	483,851	888,007	
ICEA LION GENERAL INSURANCE	6,218,767	85,820	2,466,937	3,837,650	1,360,135	-	1,397,206	-	3,800,579	2,284,045	323,221	1,026,810	166,503	-	166,503	
INTRA-AFRICA ASSURANCE	996,151	18,127	154,066	860,212	314,323	-	374,254	-	800,281	462,072	58,183	267,661	12,364	17,227	29,591	
INVESCO ASSURANCE COMPANY	2,300,894	-	137,080	2,163,814	387,475	-	321,883	-	2,229,406	959,959	234,479	1,098,677	(63,709)	-	(63,709)	
JUBILEE INSURANCE COMPANY	13,781,583	307,715	3,824,792	10,264,506	3,350,928	-	4,134,666	-	9,480,767	6,579,681	786,239	1,678,359	436,488	537,632	974,120	
KENINDIA ASSURANCE COMPANY	2,911,188	85,377	1,115,062	1,881,503	694,487	-	737,705	-	1,838,286	1,337,219	144,230	563,729	(206,893)	268,411	61,518	
KENYA ORIENT INSURANCE	2,480,641	44,896	224,267	2,301,270	-	1,093,495	-	1,081,841	2,312,924	1,308,512	206,204	655,218	142,990	56,910	199,900	
MADISON INSURANCE COMPANY	3,102,440	-	205,859	2,896,581	1,041,059	-	1,223,837	-	2,713,803	1,834,656	252,112	621,916	5,119	47,047	52,166	
MAYFAIR INSURANCE COMPANY	2,233,714	68,337	1,138,750	1,163,301	422,697	-	453,881	-	1,132,118	528,846	63,514	302,862	236,896	-	236,896	
OCCIDENTAL INSURANCE COMPANY	2,038,448	(5,358)	652,274	1,380,816	560,137	-	462,599	-	1,478,354	1,060,372	133,674	266,109	18,200	198,025	216,225	
PACIS INSURANCE COMPANY	1,042,138	-	167,546	874,592	348,052	-	349,912	-	872,732	355,134	101,687	444,415	(28,504)	86,581	58,077	
PHOENIX OF EAST AFRICA	374,810	63,916	206,684	232,043	121,669	-	104,229	-	249,482	293,545	30,560	278,270	(352,894)	151,875	(201,019)	
PIONEER INSURANCE COMPANY	-	-	-	-	-	-	-	-	-	-	-	-	-	-	-	
RESOLUTION INSURANCE COMPANY	3,956,999	-	2,603,177	1,353,822	522,880	34,855	659,247	34,855	1,217,455	803,735	(392,392)	1,070,757	(264,644)	66,410	(198,234)	
SAHAM INSURANCE COMPANY	1,559,828	3,253	880,123	682,958	217,332	-	320,220	-	580,071	256,983	3,822	361,855	(42,590)	94,071	51,482	
SANLAM INSURANCE COMPANY	961,583	40,616	180,266	821,934	206,775	-	365,982	-	662,726	144,508	71,194	486,005	(38,981)	24,177	(14,804)	
TAKAFUL INSURANCE OF AFRICA	816,450	-	185,163	631,288	354,266	-	334,641	-	650,913	140,104	32,407	300,274	178,129	46,747	224,876	
TAUSI ASSURANCE COMPANY	950,169	13,169	290,518	672,820	189,478	-	232,470	-	629,828	264,355	57,046	191,775	116,653	-	116,653	
THE KENYAN ALLIANCE INSURANCE	1,093,374	2,550	158,956	936,967	482,670	-	448,407	-	971,231	547,098	90,854	392,526	(59,248)	128,840	69,592	
THE MONARCH INSURANCE	1,018,281	33,358	137,995	913,645	253,859	-	390,707	-	776,796	336,343	55,244	345,450	39,759	-	39,759	
TRIDENT INSURANCE COMPANY	1,259,551	36,222	573,916	721,857	295,327	-	409,716	-	607,467	334,320	(24,030)	291,267	5,911	-	5,911	
UAP INSURANCE COMPANY	10,852,494	129,575	2,176,631	8,805,438	2,934,218	-	3,286,390	-	8,453,266	5,836,674	788,865	2,089,706	(261,979)	-	(261,979)	
XPLICO INSURANCE COMPANY	-	-	-	-	-	-	-	-	-	-	-	-	-	-	-	
TOTAL	120,369,435	1,304,639	32,461,212	89,212,869	32,231,399	1,277,192	35,370,429	1,202,779	86,148,253	53,701,020	6,718,377	26,119,690	(390,837)	4,579,278	4,188,443	
REINSURERS																
CONTINENTAL REINSURANCE	1,526,519	-	174,357	1,352,162	303,870	-	281,343	-	1,374,689	629,885	447,750	174,542	122,512	55,587	178,099	
EAST AFRICA REINSURANCE	-	2,516,439	116,530	2,399,909	859,557	-	643,530	-	2,616,116	1,648,388	674,567	215,961	77,200	455,523	532,723	
KENYA REINSURANCE CORPORATION	-	11,223,998	478,392	10,745,606	4,407,392	-	4,298,058	-	10,854,940	5,714,463	3,044,476	1,131,123	964,877	2,584,199	3,549,077	
TOTAL	1,526,519	13,740,437	769,279	14,497,677	5,570,819	-	5,222,751	-	14,845,745	7,992,736	4,166,793	1,521,626	1,164,589	3,095,309	4,259,899	

Amounts in Thousand Shillings

APPENDIX 20 I: SUMMARY OF LONG TERM INSURANCE BUSINESS BALANCE SHEETS AS AT 31.12.2016										
Company	APA LIFE ASSURANCE COMPANY	BARCLAYS LIFE	BRITAM LIFE ASSURANCE	CANNON ASSURANCE COMPANY	CAPEX LIFE ASSURANCE COMPANY	CIC LIFE ASSURANCE COMPANY	CONTINENTAL REINSURANCE	CORPORATE INSURANCE COMPANY	EAST AFRICA REINSURANCE	FIRST ASSURANCE COMPANY
Share Capital	450,000	450,000	880,000	150,000	150,000	800,000	300,000	150,000	500,000	150,000
Share Premium	-	-	-	-	-	-	-	-	-	-
Revaluation Reserves	(5,981)	1,915	5,364,888	-	778	-	(1,304)	-	430,002	-
Statutory Reserves	173,603	-	-	227,590	68,325	1,125,667	21,057	-	-	163,769
Retained Earnings	396	78,323	3,096,054	-	-	135,178	-	47,661	-	-
Other Reserves	-	(4,449)	-	412,902	48,793	(167,583)	101,899	-	-	-
Total Equity	618,019	525,789	9,340,942	790,492	267,896	1,893,261	421,651	197,661	930,002	313,769
Underwriting Provisions	167,391	-	753,071	53,471	2,099	262,455	24,256	16,699	-	3,845
Actuarial Contract Liabilities	3,102,477	1,163,660	39,035,043	602,198	50,593	5,196,966	-	648,022	243,960	16,329
LongTerm Liabilities	1,205	-	3,630,857	181,243	111,111	445,633	33,275	-	184,287	70,487
Current Liabilities	127,007	380,895	1,174,174	86,070	40,174	473,484	55,577	71,493	163,089	21,045
Total Equity And Liabilities	4,016,099	2,070,344	53,934,087	1,713,475	471,872	8,271,799	534,760	933,874	1,521,338	425,475
Land And Buildings	-	-	144,891	105,000	-	-	-	-	-	-
Investment Property	332,500	-	4,008,762	822,700	429,985	2,100,000	-	324,000	-	77,500
Other Fixed Assets	14,360	25,955	531,438	15,636	3,552	161,294	-	636	-	42
Government Securities	2,403,059	1,453,558	10,014,189	456,623	21,646	2,574,166	292,335	164,350	884,571	216,597
Other Securities	15,209	-	6,522,868	-	-	517,689	-	-	-	-
Investment in Related Companies	-	-	4,361,396	-	-	-	-	-	-	-
Corporate Bonds	92,130	-	930,539	17,539	-	331,371	27,366	-	52,247	-
Commercial Papers	53,329	-	-	-	-	9,535	-	-	-	-
Debentures	-	-	-	-	-	-	-	-	-	-
Ordinary Shares Quoted	341,789	-	5,841,247	60,949	2	336,435	17,716	1,134	29,387	4,933
Ordinary Shares Unquoted	28,336	-	83,144	5,291	-	6,990	-	986	-	-
Preference Shares Quoted	-	-	-	-	-	-	-	-	-	-
Preference Shares Unquoted	-	-	-	-	-	-	-	-	-	-
Loans Secured & Unsecured	13,420	-	834,382	21,062	-	253,625	422	62,661	-	-
Mortgages	-	-	1,178,926	89,997	-	186,302	-	-	-	-
Term Deposits	447,090	20,000	1,407,047	38,917	-	568,672	119,807	321,145	447,758	105,518
Cash and Cash Balances	83,313	79,285	322,147	23,581	3,412	194,238	102	4,652	18,054	13,342
Outstanding Premiums	140,149	348,553	496,320	9,851	11,910	264,796	65,981	985	65,943	7,542
Other Receivables	33,015	4,359	1,163,501	-	-	342,403	-	53,324	22,982	-
Other Assets	2,848	18,635	15,085,523	45,259	1,179	411,620	11,030	-	394	-
Intangible Assets	15,551	120,000	1,007,766	1,069	187	12,663	-	-	-	-
Total Assets	4,016,099	2,070,344	53,934,087	1,713,475	471,872	8,271,799	534,760	933,874	1,521,338	425,475

Amounts in Thousand Shillings

Continued next page

Continued from previous page

APPENDIX 20 ii: SUMMARY OF LONG TERM INSURANCE BUSINESS BALANCE SHEETS AS AT 31.12.2016										
Company	GA LIFE INSURANCE COMPANY	GEMINIA INSURANCE COMPANY	ICEA LION LIFE ASSURANCE COMPANY	JUBILEE INSURANCE COMPANY	KENINDIA ASSURANCE COMPANY	KENYA ORIENT LIFE ASSURANCE	KENYA REINSURANCE CORPORATION	LIBERTY LIFE ASSURANCE	MADISON INSURANCE COMPANY	METROPOLITAN LIFE ASSURANCE
Share Capital	200,000	150,000	450,000	500,000	161,388	173,000	-	612,340	150,000	416,726
Share Premium	-	-	-	-	-	-	-	-	-	689,937
Revaluation Reserves	-	-	-	-	-	-	-	322,315	-	-
Statutory Reserves	318,230	-	7,162,532	3,534,702	318,516	-	3,291,013	1,678,688	1,361,628	-
Retained Earnings	11,936	-	1,918,557	1,078,070	85,331	1,556	-	(339,121)	62,000	(916,968)
Other Reserves	-	-	-	-	3,160,495	-	-	-	-	-
Total Equity	530,166	150,000	9,531,089	5,112,771	3,725,731	174,556	3,291,013	2,274,222	1,573,628	189,695
Underwriting Provisions	-	16,648	103,426	1,034,599	-	29,106	-	394,315	58,368	97,828
Actuarial Contract Liabilities	3,545,692	-	45,351,458	45,124,988	22,497,399	340,247	2,310,482	19,359,449	6,497,658	679,059
Long Term Liabilities	1,584	-	1,868,504	63,508	4,104	-	-	857,573	445,986	-
Current Liabilities	20,930	770,677	417,642	1,125,105	277,262	23,492	1,325,142	597,887	12,331	74,453
Total Equity And Liabilities	4,098,372	937,325	57,272,118	52,460,970	26,504,495	567,402	6,926,638	23,483,445	8,587,971	1,041,035
Land And Buildings	-	-	-	-	1,161,384	-	-	481,607	-	-
Investment Property	1,008,111	-	9,882,477	4,013,294	1,617,840	-	1,304,504	1,049,000	3,975,000	-
Other Fixed Assets	529	-	143,177	41,072	17,044	17,298	-	132,058	80,215	4,765
Government Securities	2,601,103	516,800	36,994,942	33,311,929	22,597,568	157,121	2,257,539	12,335,017	1,960,579	489,645
Other Securities	-	-	-	-	-	-	-	-	32,914	-
Investment in Related Companies	-	-	676,490	1,791,333	-	-	-	-	-	-
Corporate Bonds	143,669	2,250	1,214,317	1,400,783	51,893	32,387	-	2,122,209	158,823	108,338
Commercial Papers	-	-	-	-	111,184	10,536	-	-	-	-
Debentures	-	-	-	-	-	-	-	-	-	-
Ordinary Shares Quoted	51,892	-	5,148,101	4,168,053	140,422	-	-	2,003,088	144,991	56,880
Ordinary Shares Unquoted	-	-	-	2,060,543	675	92,686	-	212,386	1,644,590	-
Preference Shares Quoted	-	-	1,279	-	-	-	-	-	-	-
Preference Shares Unquoted	-	-	-	-	-	-	-	-	-	-
Loans Secured & Unsecured	348	-	443,528	709,949	86,542	10,152	-	1,217,990	101,448	4,610
Mortgages	-	-	386,788	-	4,813	-	-	383,051	31,532	-
Term Deposits	271,924	381,122	2,159,959	3,796,187	511,166	130,555	3,095,095	2,876,830	289,116	99,044
Cash and Cash Balances	6,439	17,362	2,640	113,560	102,316	21,215	4,078	188,999	27,072	85,684
Outstanding Premiums	1,516	-	-	507,513	-	47,712	265,422	214,765	18,654	143,191
Other Receivables	78	-	83,057	493,532	84,605	-	-	52,740	123,036	12,945
Other Assets	11,463	19,791	108,462	49,804	-	46,174	-	116,310	-	21,568
Intangible Assets	1,301	-	26,902	3,417	17,044	1,566	-	97,394	-	14,365
Total Assets	4,098,372	937,325	57,272,118	52,460,970	26,504,495	567,402	6,926,638	23,483,445	8,587,971	1,041,035

Amounts in Thousand Shillings

Continued next page

Continued from previous page

APPENDIX 20 iii: SUMMARY OF LONG TERM INSURANCE BUSINESS BALANCE SHEETS AS AT 31.12.2016										
Company	OLD MUTUAL ASSURANCE COMPANY	PIONEER ASSURANCE COMPANY	PRUDENTIAL LIFE ASSURANCE	SAHAM INSURANCE COMPANY	SANLAM LIFE ASSURANCE	TAKAFUL INSURANCE OF AFRICA	THE KENYAN ALLIANCE INSURANCE	THE MONARCH INSURANCE COMPANY	UAP LIFE ASSURANCE COMPANY	TOTAL
Share Capital	2,174,871	150,000	400,000	150,000	200,000	150,000	400,000	154,976	1,130,456	11,703,757
Share Premium	1,884,957	-	718,444	-	30,260	-	-	-	8,637	3,332,235
Revaluation Reserves	-	-	-	(2,339)	-	-	-	-	27,534	6,137,808
Statutory Reserves	-	315,564	(753,856)	-	3,415,480	42,584	6,000	41,356	(95,942)	22,416,506
Retained Earnings	(2,228,676)	496,444	-	893	(1,132,656)	-	18,282	-	193,412	2,606,672
Other Reserves	-	-	-	-	-	-	-	151,510	-	3,703,567
Total Equity	1,831,151	962,007	364,588	148,554	2,513,084	192,584	424,282	347,843	1,264,097	49,900,543
Underwriting Provisions	437,434	648,029	114,908	47,907	-	1,488	31,973	49,214	602,208	4,950,738
Actuarial Contract Liabilities	10,413,251	2,419,332	392,560	1,026,586	19,681,917	41,209	1,850,978	126,082	8,536,635	240,254,230
LongTerm Liabilities	-	140,842	-	-	1,024,679	-	7,835	-	-	9,072,713
Current Liabilities	777,074	322,697	47,424	53,175	1,242,896	28,581	43,124	53,436	386,977	10,193,313
Total Equity And Liabilities	13,458,910	4,492,907	919,479	1,276,223	24,462,577	263,862	2,358,191	576,575	10,789,917	314,371,535
Land And Buildings	1,100,000	-	-	-	-	-	300,000	-	-	3,292,882
Investment Property	980,000	1,042,911	-	80,000	2,244,500	-	30,000	312,982	920,000	36,556,066
Other Fixed Assets	98,666	38,992	47,186	2,963	138,418	-	2,130	25,565	25,473	1,568,464
Government Securities	3,434,187	616,631	248,820	706,000	12,269,864	54,528	343,450	41,941	5,971,192	155,389,950
Other Securities	19,888	-	-	-	493,182	-	-	-	-	7,601,750
Investment in Related Companies	-	-	-	-	-	-	-	30,000	-	6,859,219
Corporate Bonds	732,005	-	-	63,954	2,228,617	28,384	55,679	-	961,135	10,755,635
Commercial Papers	-	-	-	-	-	-	-	-	103,426	288,010
Debentures	-	-	-	-	-	-	-	-	-	-
Ordinary Shares Quoted	3,016,332	24,714	-	11,707	3,272,765	-	-	-	1,554,296	26,226,833
Ordinary Shares Unquoted	446,037	-	-	-	-	-	-	-	13,876	4,595,540
Preference Shares Quoted	-	-	-	-	-	-	-	-	-	1,279
Preference Shares Unquoted	-	-	-	-	-	-	-	-	-	-
Loans Secured & Unsecured	209,613	120,217	11,965	8,351	669,366	-	10,851	-	13,874	4,804,376
Mortgages	28,858	-	-	-	339,682	-	-	-	50,424	2,680,373
Term Deposits	2,686,982	1,160,503	331,728	296,728	1,663,895	91,036	1,007,293	-	350,261	24,675,378
Cash and Cash Balances	296,484	176,557	177,999	13,806	355,081	26,156	3,729	934	71,320	2,433,557
Outstanding Premiums	69,576	1,123,740	8,344	34,390	368,319	46,135	23,622	70,459	486,517	4,841,905
Other Receivables	149,136	115,227	6,854	-	-	-	-	-	27,572	2,768,366
Other Assets	186,309	60,235	51,241	58,324	213,963	17,624	581,439	92,390	240,551	17,452,136
Intangible Assets	4,838	13,180	35,341	-	204,924	-	-	2,304	-	1,579,812
Total Assets	13,458,910	4,492,907	919,479	1,276,223	24,462,577	263,862	2,358,191	576,575	10,789,917	314,371,535

Amounts in Thousand Shillings

APPENDIX 21 i: SUMMARY OF GENERAL INSURANCE BUSINESS BALANCE SHEETS AS AT 31.12.2017											
Company	AAR INSURANCE KENYA	AFRICAN MERCHANT ASSURANCE COMPANY	AIG INSURANCE COMPANY	ALLIANZ INSURANCE COMPANY	APA INSURANCE COMPANY	BRITAM GENERAL INSURANCE COMPANY	CANNON ASSURANCE COMPANY	CIC GENERAL INSURANCE COMPANY	CONTINENTAL REINSURANCE	CORPORATE INSURANCE COMPANY	
Share Capital	400,000	987,386	450,000	1,000,000	1,250,000	2,668,000	300,000	1,700,000	500,000	400,000	
Share Premium	600,523	-	-	-	-	-	-	-	-	-	
Revaluation Reserves	-	-	(12,946)	-	-	-	318,810	8,766	(3,066)	-	
Statutory Reserves	-	-	-	-	-	-	-	-	-	-	
Retained Earnings	100,335	561,094	1,509,868	(53,667)	3,832,482	331,378	(289,589)	2,373,999	308,578	548,312	
Other Reserves	-	12,502	-	-	233,715	-	-	(91,041)	-	-	
Total Equity	1,100,858	1,560,982	1,946,922	946,333	5,316,197	2,999,378	329,221	3,991,725	805,512	948,312	
Underwriting Provisions	3,212,906	2,215,040	1,638,183	28,745	8,236,278	5,605,038	1,623,398	7,277,475	476,425	286,257	
Actuarial Contract Liabilities	-	-	-	-	-	-	-	-	-	-	
Long Term Liabilities	-	-	-	-	-	-	-	-	-	-	
Current Liabilities	364,656	52,610	591,760	54,130	818,751	558,134	385,507	355,676	150,125	106,181	
Total Equity And Liabilities	4,678,420	3,828,632	4,176,866	1,029,208	14,371,226	9,162,550	2,338,126	11,624,876	1,432,062	1,340,750	
Land And Buildings	-	829,066	-	-	-	42,519	105,000	224,887	-	-	
Investment Property	-	510,000	510,000	-	1,250,000	-	270,000	1,531,066	-	780,000	
Other Fixed Assets	88,683	99,980	56,277	36,928	105,198	150,980	41,006	259,856	15,866	3,916	
Government Securities	1,672,926	421,515	2,619,527	97,520	6,548,144	3,914,543	555,778	2,110,120	470,641	169,550	
Other Securities	-	-	-	-	-	385,385	-	510,940	-	-	
Investment in Related Companies	-	-	-	-	573,974	-	30,000	-	-	-	
Corporate Bonds	108,977	18,843	-	-	280,278	519,756	31,929	241,883	65,265	-	
Commercial Papers	-	-	-	-	11,484	-	-	25,390	-	-	
Debentures	-	-	-	-	-	-	-	-	-	-	
Ordinary Shares Quoted	-	20,370	-	-	1,488,887	414,284	257,238	356,222	35,344	1,259	
Ordinary Shares Unquoted	-	-	-	-	48,230	8,675	299,720	22,038	-	1,001	
Preference Shares Quoted	-	-	-	-	-	-	-	-	-	-	
Preference Shares Unquoted	-	-	-	-	-	-	-	-	-	-	
Loans Secured & Unsecured	-	19,736	16,418	-	57,047	-	12,287	191,948	5,548	-	
Mortgages	-	-	-	-	49,832	-	33,940	144,850	24,878	-	
Term Deposits	1,562,104	535,176	204,762	726,264	990,747	832,369	76,205	1,326,440	131,612	54,791	
Cash and Cash Balances	197,092	86,531	55,993	97,309	39,724	369,863	14,910	358,323	13,070	5,363	
Outstanding Premiums	1,005,013	1,058,761	418,378	19,286	2,369,711	1,204,319	336,517	3,281,006	622,035	278,253	
Other Receivables	-	42,361	81,797	-	70,569	250,994	169,792	424,749	27,804	9,995	
Other Assets	13,341	171,459	164,465	30,598	217,906	334,428	35,414	130,811	19,999	21,883	
Intangible Assets	30,285	14,832	49,248	21,301	269,494	734,434	68,390	484,348	-	14,739	
Total Assets	4,678,420	3,828,632	4,176,866	1,029,208	14,371,226	9,162,550	2,338,126	11,624,876	1,432,062	1,340,750	

Amounts in thousand Shillings

Continued next page

Continued from previous page

APPENDIX 21 ii: SUMMARY OF GENERAL INSURANCE BUSINESS BALANCE SHEETS AS AT 31.12.2016

Company	DIRECTLINE ASSURANCE COMPANY	EAST AFRICA REINSURANCE COMPANY	FIDELITY SHIELD INSURANCE COMPANY	FIRST ASSURANCE COMPANY	GA GENERAL INSURANCE COMPANY	GEMINIA INSURANCE COMPANY LIMITED	HERITAGE INSURANCE COMPANY	ICEA LION GENERAL INSURANCE COMPANY	INTRA-AFRICA ASSURANCE COMPANY	INVESCO ASSURANCE COMPANY
Share Capital	300,000	1,000,000	600,000	660,000	700,000	550,000	500,000	1,000,000	400,000	1,680,000
Share Premium	-	-	-	512,139	-	-	-	-	-	-
Revaluation Reserves	(106,910)	201,758	97,920	290,417	829,766	578,992	-	239,157	319,752	508
Statutory Reserves	-	-	-	-	-	-	-	(200,000)	-	-
Retained Earnings	728,630	1,224,724	453,048	837,673	1,260,928	525,781	2,024,681	2,248,005	107,021	(1,297,556)
Other Reserves	-	68,460	-	-	231,859	55,222	-	200,000	7,500	-
Total Equity	921,720	2,494,941	1,150,968	2,300,228	3,022,553	1,709,995	2,524,681	3,487,161	834,273	382,951
Underwriting Provisions	4,163,453	2,050,577	1,501,198	2,214,014	4,245,563	2,456,019	2,793,259	4,490,744	851,672	2,481,574
Actuarial Contract Liabilities	-	-	-	-	-	-	-	-	-	-
LongTerm Liabilities	-	79,599	5,834	-	-	887	-	539,945	-	139,720
Current Liabilities	88,059	1,073,993	106,187	643,937	1,234,387	350,328	378,174	1,073,611	71,314	184,840
Total Equity And Liabilities	5,173,232	5,699,110	2,764,186	5,158,179	8,502,503	4,517,228	5,696,114	9,591,461	1,757,259	3,189,085
Land And Buildings	-	387,072	259,714	338,000	1,152,000	19,484	-	-	154,120	74,533
Investment Property	2,066,550	780,000	1,130,735	1,385,000	1,396,070	973,000	14,563	2,640,000	272,760	1,178,480
Other Fixed Assets	-	6,372	33,296	19,878	29,231	41,593	103,448	142,439	20,208	59,298
Government Securities	972,055	1,473,989	233,030	826,809	2,050,772	817,200	2,662,602	4,100,655	227,146	176,000
Other Securities	-	-	-	-	-	-	-	41,647	-	-
Investment in Related Companies	14,500	-	-	52,929	356,109	-	121,369	50,147	-	-
Corporate Bonds	-	358,846	-	56,229	269,515	24,300	190,770	265,761	-	-
Commercial Papers	-	-	-	-	10,162	-	-	-	-	-
Debentures	-	-	-	-	-	-	-	-	-	-
Ordinary Shares Quoted	118,372	75,508	90,590	33,626	343,998	159,713	97,826	755,877	68,804	2,580
Ordinary Shares Unquoted	-	-	-	-	208,806	129,208	-	12,339	-	-
Preference Shares Quoted	-	-	-	-	-	-	-	-	-	-
Preference Shares Unquoted	-	-	-	-	-	-	-	-	-	-
Loans Secured & Unsecured	2,000	8,724	5,666	17,666	211,637	60,537	48,703	-	10,866	-
Mortgages	-	43,929	27,213	-	-	-	262,860	-	12,733	-
Term Deposits	312,350	1,468,657	150,465	1,344,718	756,893	816,397	820,653	323,915	263,596	163,734
Cash and Cash Balances	1,396,305	74,744	80,016	23,991	51,628	92,570	54,914	12,118	29,135	336,845
Outstanding Premiums	-	611,478	573,820	638,587	1,288,004	476,696	1,031,035	771,126	572,227	441,251
Other Receivables	-	70,375	-	16,437	6,928	15,997	59,572	97,726	83,186	272,490
Other Assets	200,658	40,847	112,718	357,197	61,308	888,644	211,860	141,646	-	-
Intangible Assets	90,442	298,570	66,922	47,111	309,443	1,890	15,941	236,065	42,477	483,874
Total Assets	5,173,232	5,699,110	2,764,186	5,158,179	8,502,503	4,517,228	5,696,114	9,591,461	1,757,259	3,189,085

Amounts in thousand Shillings

Continued next page

Continued from previous page

APPENDIX 21 III: SUMMARY OF GENERAL INSURANCE BUSINESS BALANCE SHEETS AS AT 31.12.2017

Company	JUBILEE INSURANCE COMPANY	KENINDIA ASSURANCE COMPANY	KENYA ORIENT INSURANCE COMPANY	KENYA REINSURANCE CORPORATION	MADISON INSURANCE COMPANY	MAYFAIR INSURANCE COMPANY	OCCIDENTAL INSURANCE COMPANY	PACIS INSURANCE COMPANY	PHOENIX OF EAST AFRICA ASSURANCE	PIONEER GENERAL INSURANCE	RESOLUTION INSURANCE COMPANY
Share Capital	2,000,000	400,000	810,721	1,749,873	300,000	600,000	693,000	303,000	300,000	600,000	1,326,911
Share Premium □	-	1,198	-	-	-	-	-	17,712	-	-	270,000
Revaluation Reserves	54,054	85,750	213,000	4,049	-	343,908	(13,767)	(1,219)	49,467	-	(5,078)
Statutory Reserves	-	-	-	-	-	-	-	-	-	-	-
Retained Earnings	3,931,995	1,674,177	178,946	17,755,575	780,140	900,868	342,272	379,656	905,929	29	(588,202)
Other Reserves	-	289,427	50,000	558,815	-	-	-	-	-	30,000	-
Total Equity □	5,986,049	2,450,552	1,252,667	20,068,311	1,080,140	1,844,776	1,021,505	699,149	1,255,396	630,029	1,003,631
Underwriting Provisions	6,660,885	2,480,051	1,312,331	9,532,457	1,705,263	1,684,912	1,574,184	957,809	387,615	-	889,077
Actuarial Contract Liabilities	-	-	-	-	-	-	-	-	-	-	-
Long Term Liabilities	-	81,251	79,815	-	8,595	-	1,044	200,000	-	-	-
Current Liabilities	1,150,095	1,173,817	256,068	1,337,547	129,553	481,327	229,033	155,417	73,635	22,538	3,183,318
Total Equity And Liabilities	13,797,029	6,185,671	2,900,880	30,938,316	2,923,551	4,011,015	2,825,767	2,012,375	1,716,646	652,567	5,076,026
Land And Buildings	-	635,786	77,122	28,098	-	215,944	-	111,825	-	-	-
Investment Property	-	1,023,418	429,152	6,784,983	597,000	435,134	441,683	709,000	-	-	-
Other Fixed Assets	54,801	143,419	47,321	82,874	62,519	82,539	39,291	54,786	33,021	-	144,303
Government Securities	2,961,418	2,207,010	170,453	9,446,192	576,247	430,268	1,056,675	158,259	517,500	30,000	386,285
Other Securities	-	-	-	-	-	-	-	-	-	-	-
Investment in Related Companies	1,690,203	81,905	170,000	3,730,096	-	374,822	-	-	143,807	-	-
Corporate Bonds	21,477	52,780	5,252	487,923	16,584	122,789	11,193	-	-	-	-
Commercial Papers	-	41,772	-	-	-	-	-	-	-	-	-
Debentures	-	-	-	-	-	-	-	-	-	-	-
Ordinary Shares Quoted	1,339,466	46,148	5,081	2,066,249	9,992	164,948	95,961	1,603	159,125	-	-
Ordinary Shares Unquoted	579,425	211,542	894,712	202,231	244,951	501,214	100,825	1,420	-	-	-
Preference Shares Quoted	432	-	-	89	-	-	-	-	-	-	-
Preference Shares Unquoted	-	-	-	-	-	-	-	-	-	-	-
Loans Secured & Unsecured	15,207	440	-	-	5,172	11,539	-	-	3,903	-	-
Mortgages	77,679	-	-	679,673	7,646	-	-	-	-	-	-
Term Deposits	1,100,527	500,120	69,922	902,557	140,911	1,026,637	171,000	28,101	51,021	600,000	558,543
Cash and Cash Balances	(102,666)	23,387	28,203	295,972	12,540	69,886	67,174	216,790	12,504	-	109,654
Outstanding Premiums	4,436,651	360,256	736,327	3,819,435	973,747	432,178	663,191	567,867	332,534	-	2,867,102
Other Receivables	784,416	-	28,624	447,541	133,349	-	41,277	85,877	69,451	22,567	585,093
Other Assets	556,301	857,690	82,114	392,636	3,384	125,258	35,648	26,213	352,423	-	157,078
Intangible Assets	281,693	-	156,597	1,571,767	139,508	17,859	101,848	50,632	41,357	-	267,968
Total Assets	13,797,029	6,185,671	2,900,880	30,938,316	2,923,551	4,011,015	2,825,767	2,012,375	1,716,646	652,567	5,076,026

Amounts in thousand Shillings

Continued next page

Continued from previous page

APPENDIX 21 iv: SUMMARY OF GENERAL INSURANCE BUSINESS BALANCE SHEETS AS AT 31.12.2016										
Company	SAHAM INSURANCE COMPANY	SANLAM INSURANCE COMPANY	TAKAFUL INSURANCE OF AFRICA	TAUSI ASSURANCE COMPANY	THE KENYAN ALLIANCE INSURANCE COMPANY	THE MONARCH INSURANCE COMPANY	TRIDENT INSURANCE COMPANY	UAP INSURANCE COMPANY	XPLICO INSURANCE COMPANY	TOTAL
Share Capital	300,000	599,968	470,203	600,000	300,000	316,476	500,000	1,000,000	-	30,215,538
Share Premium	-	102,759	50,000	-	-	-	-	-	-	1,554,331
Revaluation Reserves	(11,884)	54,362	-	152,683	85,660	-	200,948	-	-	3,974,857
Statutory Reserves	-	-	-	-	-	-	-	-	-	(200,000)
Retained Earnings	188,121	(252,301)	118,518	373,369	937,157	94,076	1,507,320	5,372,874	-	51,936,244
Other Reserves	-	-	-	(24,000)	(1,923)	-	25,000	1,259,987	-	2,905,523
Total Equity	476,238	504,789	638,721	1,102,051	1,320,894	410,553	2,233,269	7,632,861	-	90,386,492
Underwriting Provisions	528,591	1,453,584	658,861	737,478	1,227,382	714,198	1,605,260	6,617,516	-	98,575,272
Actuarial Contract Liabilities	-	-	-	-	-	-	-	-	-	-
LongTerm Liabilities	-	-	-	54,362	55,008	-	51,217	-	-	1,297,277
Current Liabilities	260,638	207,993	229,112	101,914	723,882	66,640	404,382	1,790,407	-	20,619,676
Total Equity And Liabilities	1,265,466	2,166,366	1,526,694	1,995,805	3,327,167	1,191,391	4,294,128	16,040,783	-	210,878,716
Land And Buildings	-	-	-	270,031	103,111	-	240,660	-	-	5,268,972
Investment Property	-	516,700	21,100	-	1,255,845	376,518	1,716,399	3,636,700	-	34,631,856
Other Fixed Assets	10,461	23,605	49,317	19,047	45,101	6,830	24,560	67,768	-	2,306,016
Government Securities	418,817	224,800	32,547	1,009,123	374,977	168,591	249,061	3,399,986	-	55,938,731
Other Securities	-	-	-	-	-	-	16,955	-	-	954,927
Investment in Related Companies	-	-	10,000	-	-	-	1,026,000	-	-	8,425,861
Corporate Bonds	55,960	15,000	56,769	-	27,476	-	23,750	807,724	-	4,137,029
Commercial Papers	-	-	-	21,684	-	-	-	-	-	110,492
Debentures	-	-	-	-	-	-	-	-	-	-
Ordinary Shares Quoted	27,872	558	-	184,925	21,122	-	5,113	1,386,329	-	9,834,990
Ordinary Shares UnQuoted	-	104,121	-	5,713	-	59	117,985	65,550	-	3,759,765
Preference Shares Quoted	-	-	-	-	-	-	-	-	-	521
Preference Shares Unquoted	-	-	-	-	-	-	-	-	-	-
Loans Secured & Unsecured	9,540	9,578	-	4,118	9,035	-	170,920	906,554	-	1,814,789
Mortgages	-	-	-	94,053	-	-	-	217,410	-	1,676,696
Term Deposits	324,176	154,759	557,995	225,709	716,026	58,334	61,032	1,485,446	-	21,594,664
Cash and Cash Balances	19,678	89,453	152,711	14,473	33,969	22,616	2,998	156,300	-	4,616,086
Outstanding Premiums	333,065	328,295	359,897	82,019	555,964	485,447	549,924	1,885,108	-	36,766,510
Other Receivables	-	2,090	-	-	28,921	3,250	29,840	1,157,853	-	5,120,921
Other Assets	32,881	685,667	240,167	12,722	94,416	24,697	50,103	529,589	-	7,414,169
Intangible Assets	33,017	11,739	46,192	52,187	61,203	45,049	8,829	338,467	-	6,505,718
Total Assets	1,265,466	2,166,366	1,526,694	1,995,805	3,327,167	1,191,391	4,294,128	16,040,783	-	210,878,716

Amounts in thousand Shillings