



Insurance Industry Report for the Period

January – June 2015

Second Quarter Release

August, 2015

INTRODUCTION

About Insurance Regulatory Authority

The Insurance Regulatory Authority (IRA) is a State Corporation whose mandate is to regulate, supervise and develop the insurance industry in Kenya. The key players regulated by IRA are Insurance Companies, Re-Insurance Companies, Insurance Brokers, Insurance Agents, Motor Assessors, Insurance Investigators, Insurance Surveyors, Loss Adjustors, Claim Settling Agents and Risk Managers.

The Authority has been working with various stakeholders locally, regionally and internationally to put in place policies that will enhance the regulatory environment for the insurance sector growth and enhance insurance access in the country.

About this Release

This is 2015 second quarter industry release which provides market information and statistical overview of the insurance industry in Kenya for the period January to June 2015.

Acknowledgement

The insurance information contained in this report has been extracted from the quarterly unaudited returns submitted to the Authority in line with Section 54 of the Insurance Act. No adjustments have been made to the data in the returns except where necessary in consultation with the insurer(s) or reinsurer(s).

All the amounts are given in thousand Kenya shillings ('000' KES) except where otherwise stated.

Industry Highlights

The following are some of the activities undertaken by IRA to promote development of the insurance industry in Kenya.

Executive Certificate of Proficiency

The Executive Certificate of Proficiency (ECOP) Programme is aimed at enhancing capacity within the insurance industry by training potential insurance agents at the county level. The training is one of the ways through which the Authority develops the industry as well as enhancing accessibility to insurance services. The county training targets people who are either born or reside in the county.

During the quarter under review ECOP training was conducted in Murang'a County from 8th June to 20th June, 2015 where 116 participants were trained to become agents.

Workshops/Trainings and Other Corporate Events

During the period under review the following workshops/trainings were conducted:

Title of the workshop/Training	Target Group	Period
Business Reporters' training	Journalists	21 st -23 rd May, 2015
IRA CEO's Forum with Actuarial students	Karatina University Actuarial Students	7 th May, 2015
Benchmarking Visit	Ethiopian delegation	4 th to 8 th May, 2015
	Ghana Pensions Regulator and Retirement Benefits Authority (RBA)	6 th May, 2015
Risk and motor insurance training	Kenya Police	18 th - 22 nd May, 2015
Cerebral Palsy Society of Kenya (CPSK) and IRA annual charity walk	IRA staff and other stakeholders	27 th June, 2015
Continuous Legal Education (CLE) Workshop (Unpacking Insurance Law)	Lawyers in Mombasa	19 th June, 2015

Insurance CEOs' Forum in Nanyuki	Insurers	12 th June, 2015
IRA Workshop on Treating Customers Fairly	Association of Insurance Brokers of Kenya (AIBK)	4 th March 2015

Recently Developed/Repackaged Insurance Products

During the quarter under review the following seven new/repackaged insurance products were filed with the Authority by various insurance companies:

New/Repackaged product	Class of Business	Company
Shopkeepers policy	<ul style="list-style-type: none"> ▪ Fire ▪ Burglary ▪ Personal accident ▪ Workmen's compensation ▪ Liability 	Kenindia Assurance Company
Smart trader	Motor commercial	Jubilee Insurance Company
Motor private and Motor commercial and SME policy and Domestic package	<ul style="list-style-type: none"> ▪ Motor private and motor commercial ▪ Fire domestic ▪ Fire industrial 	Resolution Insurance Kenya
Education and investment product	Superannuation business	Old mutual Insurance Kenya
Guarantee fund.	Superannuation business	CIC Life Insurance
Mavuno Plan	Superannuation business	Pioneer Assurance Company

ECONOMIC AND MARKET ANALYSIS

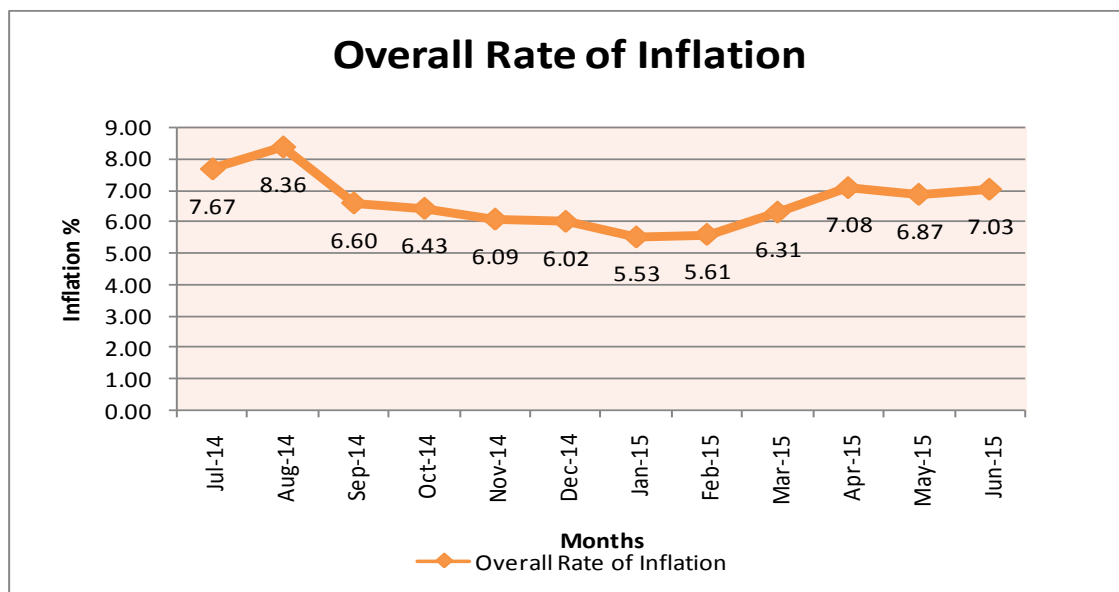
The demand for both life and non-life insurance products continues to rise as more households join the middle income class and as the market for project risk coverage soars driven by the ongoing investment in infrastructural projects such as Lamu Port Southern Sudan- Ethiopia Transport (LAPSSET) Corridor, modernization of the railways network, the expansion of power generation, oil and gas exploration as well as the road network carpeting across the country.

Partnerships between insurers and the banks in offering insurance covers through the *bancassurance* model have been on the rise. The same trend continued during the quarter.

Some key economic indicators' trends are analysed below:

Inflation:

Consumer price index (CPI) measures changes in the price level of consumer goods and services purchased by households. It is a measure that examines the weighted average of prices of a basket of consumer goods and services, such as transportation, food and medical care. Changes in CPI enable the calculation of inflation in the economy.



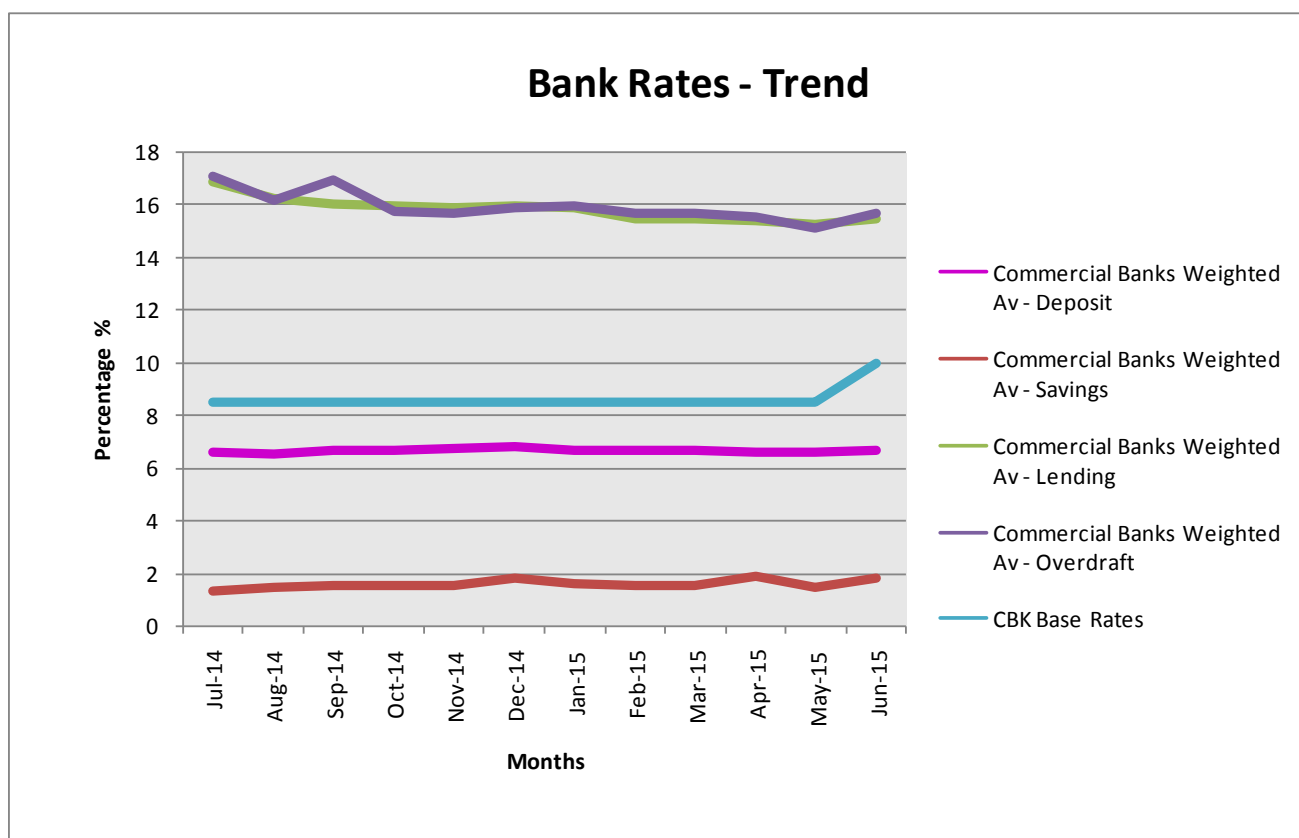
Source: KNBS

There was a general fall in the inflation rate during the second quarter of 2015. Inflation rate in April was at 7.08%, the highest in the quarter. The rate fell by

2.97% in May to stand at 6.87% before slightly rising to 7.03% in June. The average inflation rate in the second quarter of 2015 was 6.99% which is slightly higher compared to the average rate of inflation in the first quarter of 2015 (5.82%).

Consumer Price Index (CPI) increased from 159.98 points in May 2015 to 160.46 points in June 2015. The overall rate of inflation expanded from 6.87 per cent to 7.03 per cent during the same period.

Bank Rates:

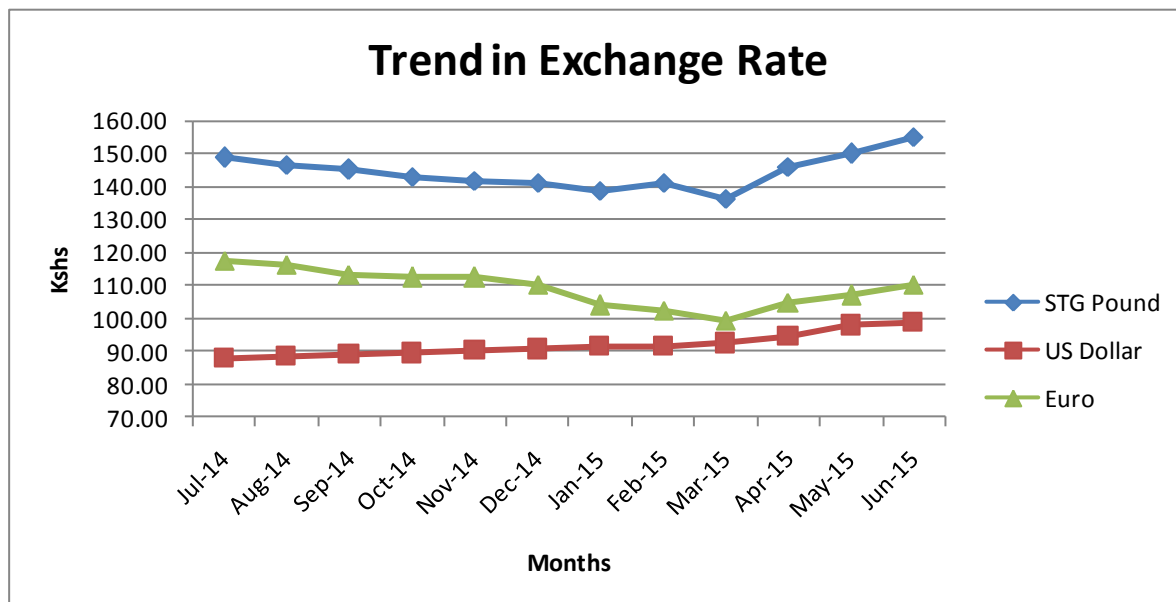


Source: CBK

There was a general downward trend of interest rates particularly from the month of April towards May before rebounding in June. The spread between the average commercial bank lending and deposit rates remained relatively stable throughout the second quarter of 2015. The lending rates have been marginally decreasing from 15.93% in January 2015 to 15.26% in May before rising by 22 basis points to 15.48% in June. This small rise in the lending rate for the month of June corresponds to the tightening monetary stance adopted by the Central Bank of

Kenya in raising the policy rate by 150 basis points to 10% in June for the first time in twenty five months.

Exchange Rates:



Source: CBK

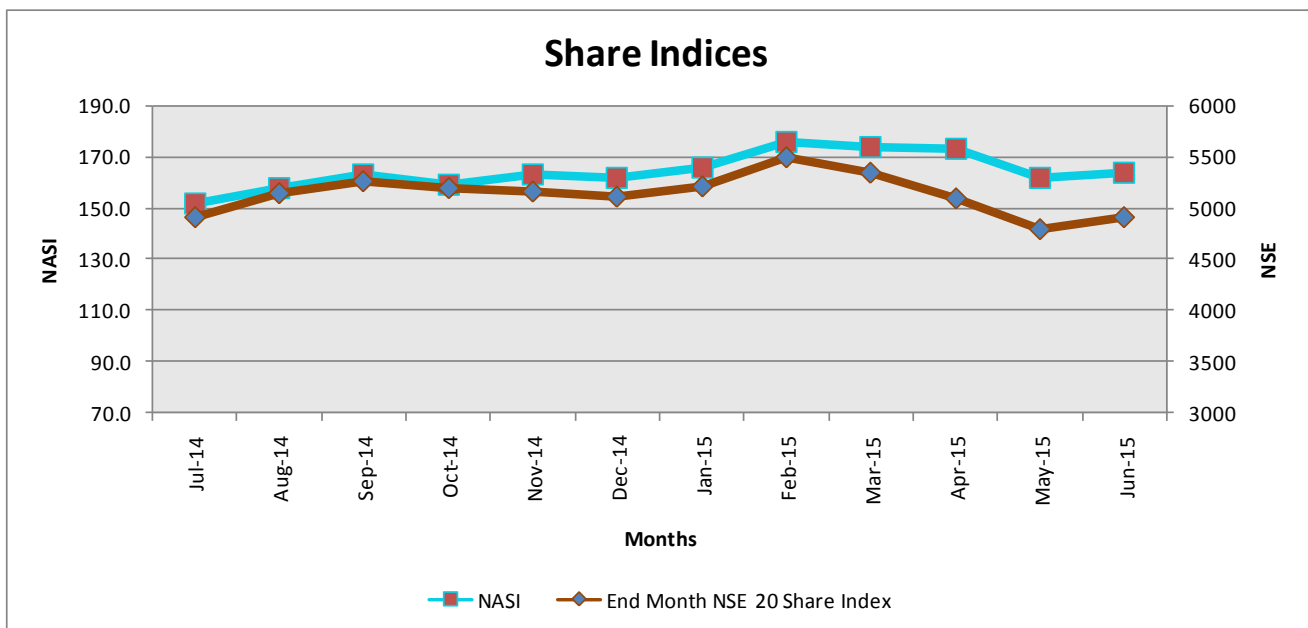
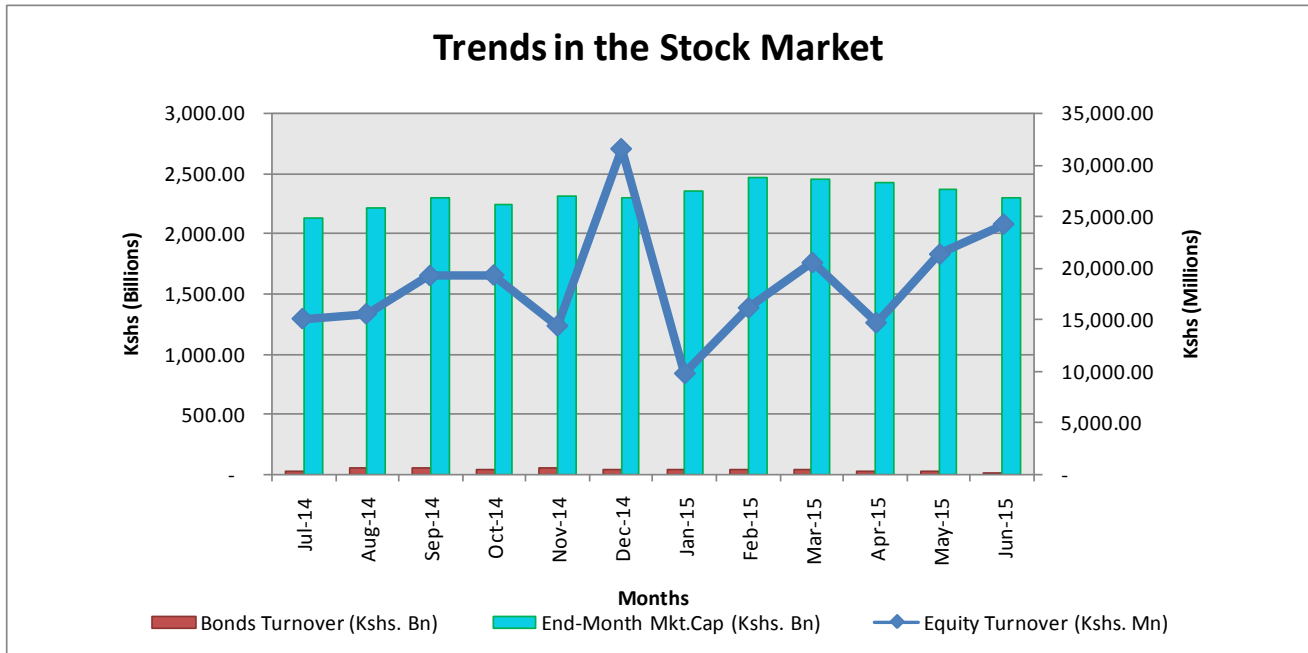
The shilling weakened against all the three major currencies: the pound, the US dollar and the euro throughout the second quarter of the year and it closed at an average of 150.28; 97.01 and 107.43 to the Pound, Dollar and Euro respectively.

On quarterly average, there was a 5.56% drop in value against the dollar from an average of 91.81 in the first quarter of 2015 to an average exchange rate of 97.01 in the second quarter of 2015.

Capital Markets:

Average market capitalization in the secondary markets slightly diminished during the second quarter of 2015 to KES 2.37 trillion from an all-time-high in the first quarter of 2015 of KES 2.42 trillion. Equity turnover for the second quarter of 2015 stood at KES 60.22 billion compared to KES 59.89 billion of turnover in the bond market. Generally, the stock market’s performance fell with only the equities market improving.

The average NSE 20-Share index for the second quarter of 2015 stood at 4928 points down from 5350 points in the first quarter of 2015 while the average NASI for the quarter stood at 166 points.



Source: CMA

Real Estate Market:

According to the Kenya Bankers Association's, Housing Price Index (KBA-HPI) the second quarter of 2015 saw house prices increase marginally by 0.2% compared to the previous quarter's 2.75% increase. This is an indication of the stabilizing house price movements in line with the demand-supply dynamics. In particular it is a reflection of demand adjustment for a given level of supply of housing units across all market segments, therefore is in line with the overall economic conditions.

The recent decision to increase the Central Bank Rate (CBR) to 10% in June 2015 from the long standing 8.5%, will negatively affect lower cost developers and buyers since the cost of lending is too high. This is likely to lead to market stagnation and may affect price growth trends in the first quarter of 2016.

ANALYSIS OF KEY INSURANCE INDICATORS

The industry data is summarized in the following table:

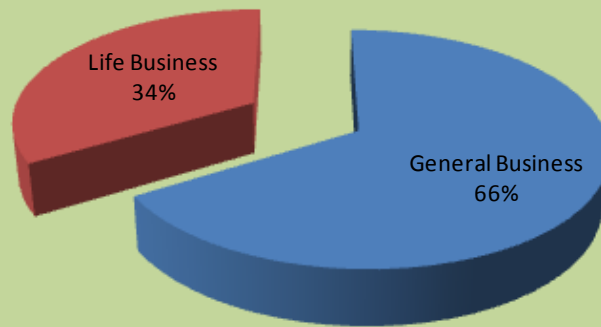
Key Performance Indicators						
Indicator	Life Business			General business		
	June 2015	June 2014	Annual	June 2015	June 2014	Annual
	KES '000'	KES '000'	Change (%)	KES '000'	KES '000'	Change (%)
Insurers						
Gross Premium Income	29,739,454	25,234,309	17.9	58,639,618	51,409,400	14.1
Net Premium Income	27,400,364	23,680,268	15.7	42,642,758	37,721,271	13.0
Net Earned Premium Income (GB)	-	-	-	38,510,122	33,982,109	13.3
Claims Incurred (GB)	-	-	-	24,479,719	20,338,286	20.4
Benefit Payment (LT)	14,760,369	13,291,716	11.0	-	-	-
Commissions	2,238,414	2,128,576	5.2	3,007,281	2,591,306	16.1
Management Expenses	4,995,877	4,216,871	18.5	11,127,735	9,798,901	13.6
Underwriting Profits (GB)	-	-	-	(104,608)	1,253,621	-108.3
Shareholders' Funds	31,472,617	32,841,797	-4.17	60,537,333	54,452,342	11.2
Total Assets	253,577,573	215,877,934	17.5	158,655,204	138,915,401	14.2
Total Liabilities	222,104,951	183,036,140	21.3	98,117,873	84,463,063	16.2
Investments	232,881,779	195,997,749	18.8	105,522,925	93,739,188	12.6
Reinsurers						
Gross Premium Income	1,185,745	662,257	79.0	8,087,953	6,447,325	25.4
Net Premium Income	1,013,962	556,753	82.1	7,723,915	5,954,396	29.7
Net Earned Premium Income (GB)	-	-	0.0	7,124,402	5,471,763	30.2
Claims Incurred (GB)	-	-	0.0	3,800,929	2,907,787	30.7
Benefit Payment (LT)	360,963	214,810	68.0	-	-	0.0
Commissions	313,835	190,127	65.1	2,099,128	1,660,661	26.4
Management Expenses	166,094	82,644	101.0	546,313	456,905	19.6
Underwriting Profits (GB)	-	-	0.0	678,030	446,409	51.9
Shareholders' Funds	3,788,325	3,872,243	-2.2	21,534,483	17,834,404	20.7
Total Assets	7,745,726	6,763,280	14.5	35,505,726	30,641,302	15.9
Total Liabilities	3,957,400	2,891,037	36.9	13,971,242	12,806,899	9.1
Investments	7,287,767	6,283,221	16.0	27,839,923	22,872,060	21.7

Industry Premiums

The industry's insurance premiums increased by 15.3% during the second quarter of 2015 to KES 88.38 billion compared to KES 76.64 billion in quarter two of 2014. The premium income reported under life insurance business amounted to KES 29.74 billion while general business premiums were KES 58.64 billion. The Kenyan insurance industry continues to be non-life business driven which accounted for 66.4% of the total premiums by the end of June 2015.

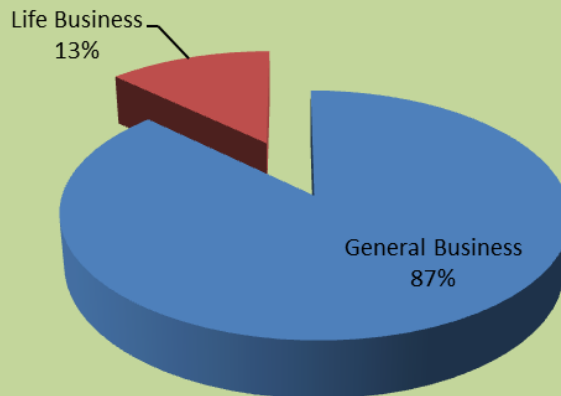
The following chart shows the distribution of gross insurance premiums for the industry:

Gross premium income for insurers



The reinsurance companies reported KES 9.27 billion in premiums. These had increased by 30.4% from KES 7.11 billion reported in quarter two of 2014. The distribution of premiums under reinsurance business is shown in the following chart:

Gross premium income for reinsurers



Claims experience and underwriting expenses

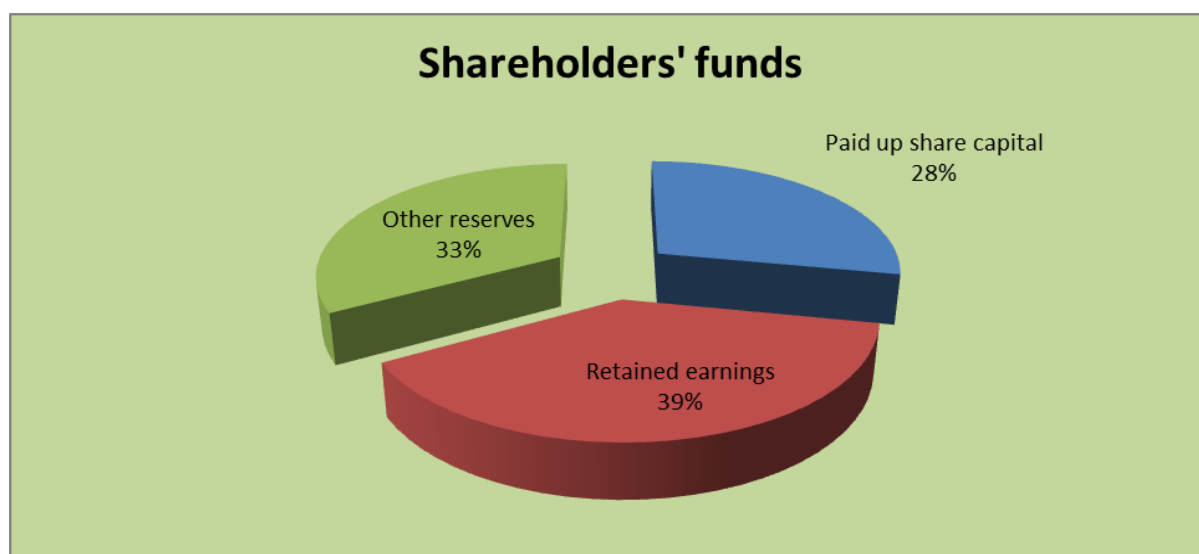
The claims incurred under general insurance business were KES 24.48 billion during the period under review which was a 20.4% increase (2014 Q2: KES 20.34 billion). Total policyholder benefits under life business amounted to KES 14.76 billion during the same period.

Underwriting expenses included business acquisition costs (commissions) and expenses of management. The commissions paid by the insurers during the period under analysis amounted to KES 5.25 billion compared to KES 4.72 billion reported in quarter two of 2014. Management expenses increased by 15% to stand at KES 16.12 billion (2014 Q2: KES 14.02 billion).

Shareholders' Funds

Investors' equity funds amounted to KES 117.33 billion as at the end of quarter two of 2015 representing an increase of 7.6% (2014 Q2: KES 109.00 billion). The shareholders' funds comprised KES 32.93 billion in paid up share capital, KES 45.59 billion in retained earnings and KES 38.82 billion in other reserves.

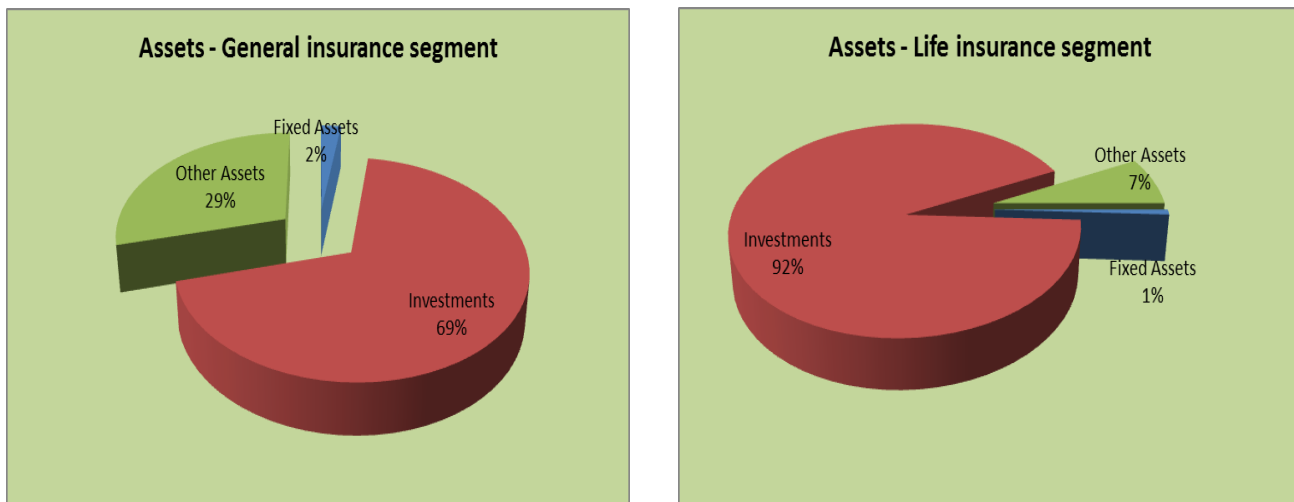
The chart below shows the composition of shareholders' funds:



Assets and Liabilities

The insurance industry asset base was KES 455.48 billion as at the end of June 2015. This was a growth of 16.1% from KES 392.20 billion held as at the end of June 2014. The liabilities amounted to KES 338.15 during the period under consideration.

The composition of assets, split between the life industry and the general industry is shown in the following chart:

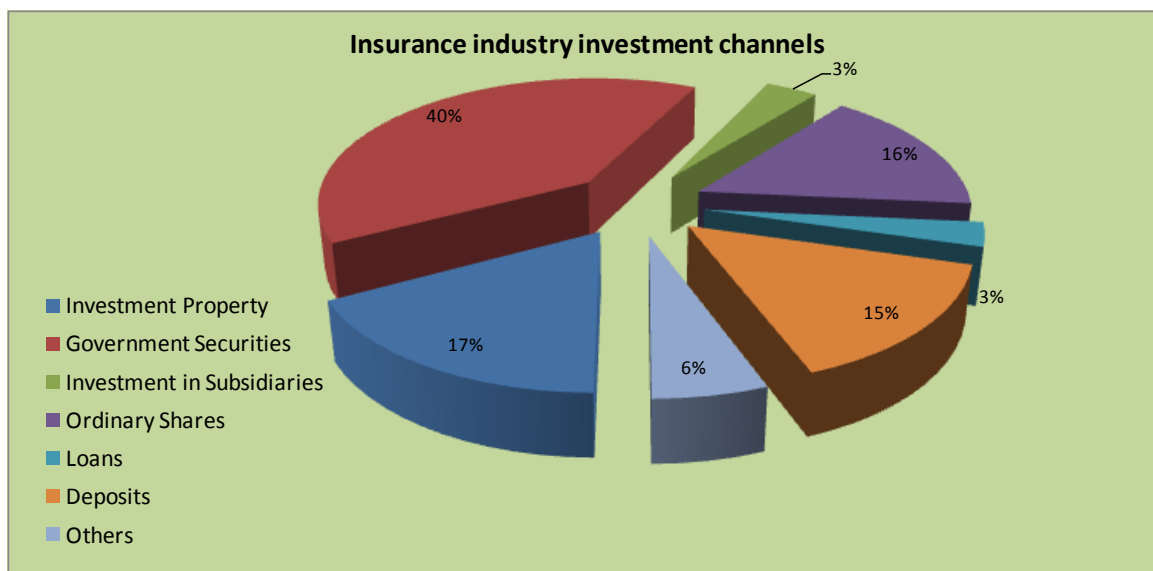


Investments

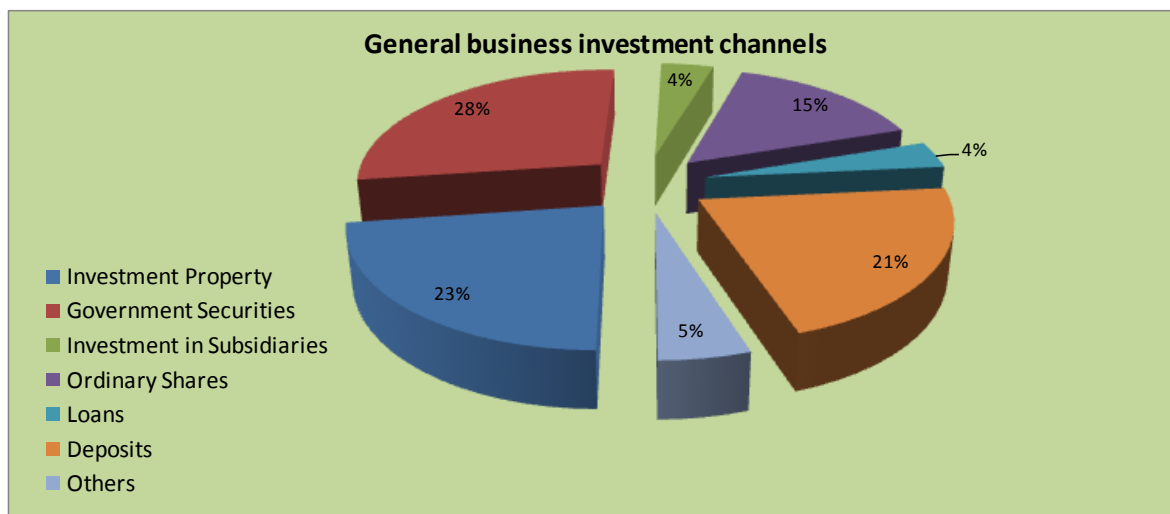
The total investments for the industry during the second quarter of 2015 amounted to KES 373.53 billion which was 82.0% of the industry's total assets. These had grown by 17.1% (2014 Q2: KES 318.89 billion)

The investments under life insurance business amounted to KES 240.17 billion (64.3% of total industry investments) while general business investments were KES 133.36 billion (35.7% of total investments for the industry).

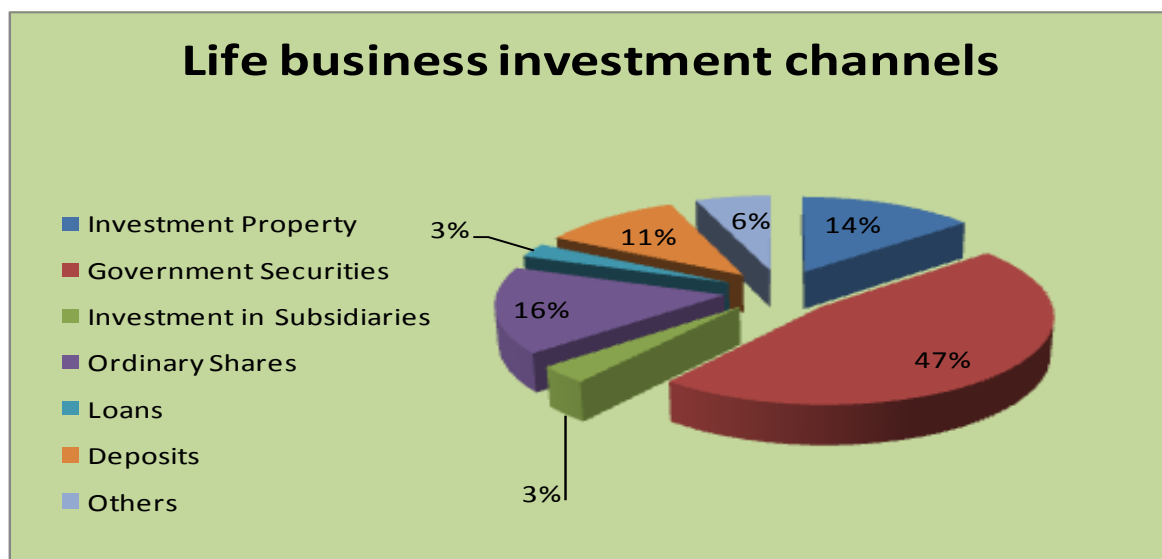
The investment distribution for the industry is shown in the following chart:



The following chart gives the distribution of the investments in general business:



The following chart gives the distribution of the investments in life business:



Key Industry Operating Ratios

The industry key operating ratios for both life and general insurance businesses for the second quarter of 2015 are summarized in the following table:

Indicator	Life Business		General business	
	June 2015	June 2014	June 2015	June 2014
Insurers (%)				
Retention Ratio	92.1	93.8	72.7	73.4
Incurred Claims Ratio (GB)	-	-	63.6	59.8
Commission Ratio	8.2	9.0	7.8	7.6
Management Expense Ratio	18.2	17.8	28.9	28.8
Combined Ratio	-	-	100.3	96.3
Shareholders' funds to Total Assets	12.4	15.2	38.2	39.2
Reinsurers (%)				
Retention Ratio	85.5	84.1	95.5	92.4
Incurred Claims Ratio (GB)	-	-	53.4	53.1
Commission Ratio	31.0	34.1	29.5	30.3
Management Expense Ratio	16.4	14.8	7.7	8.4
Combined Ratio	-	-	90.5	91.8
Shareholders' funds to Total Assets	48.9	57.3	60.7	58.2

Definition of Ratios

Retention ratio = $(\text{Net premium} / \text{Gross premium}) * 100$

Incurred claims ratio = $(\text{Incurred claims} / \text{Net earned premium}) * 100$

Commission ratio (general) = $(\text{Commissions} / \text{Net earned premium}) * 100$

Commission ratio (life) = $(\text{Commissions} / \text{Net premium}) * 100$

Management expense ratio (general) = $(\text{Management expense} / \text{Net earned premium}) * 100$

Management expense ratio (life) = $(\text{Management expense} / \text{Net premium}) * 100$

Combined ratio (general) = $(\text{Incurred claims ratio} + \text{Commissions ratio} + \text{Management expense ratio})$

Shareholders' funds to total assets = $(\text{Shareholders' funds} / \text{Total assets}) * 100$

Statistical Appendices

Appendix 1: Summary of profit & loss accounts under long term insurance business for the period ended 30.06.2015

Appendix 2: Summary of profit & loss accounts under general insurance business for the period ended 30.06.2015

Appendix 3: Summary of long term insurance business gross premium income for the period ended 30.06.2015

Appendix 4: Summary of ordinary life business revenue accounts for the period ended 30.06.2015

Appendix 5: Summary of group life business revenue accounts for the period ended 30.06.2015

Appendix 6: Summary of pensions business revenue accounts for the period ended 30.06.2015

Appendix 7: Summary of combined life business revenue accounts for the period ended 30.06.2015

Appendix 8: Summary of gross premium income under general insurance business for the period ended 30.06.2015

Appendix 9: Summary of claims paid under general insurance business for the period ended 30.06.2015

Appendix 10: Summary of claims incurred under general insurance business for the period ended 30.06.2015

Appendix 11: Summary of incurred claims ratios under general insurance business for the period ended 30.06.2015

Appendix 12: Summary of underwriting profits under general insurance business for the period ended 30.06.2015

Appendix 13: Summary of general insurance business revenue accounts for the period ended 30.06.2015

Appendix 14: Summary of long term insurance business balance sheets as at 30.06.2015

Appendix 15: Summary of general insurance business balance sheets as at 30.06.2015

APPENDIX 1: SUMMARY OF PROFIT & LOSS ACCOUNTS UNDER GENERAL INSURANCE BUSINESS FOR THE PERIOD ENDED 30.06.2015

Company	Profit Transferred from Revenue	Investment Income	Other Income	Total Income	Loss Transferred From Revenue	Management Expenses	Total Outgo	Profit / (Loss) Before Taxation	Provision for Taxation	Profit/(Loss) After Taxation	Unappropriated Profit/(Loss) BF	Transfer To Reserves	Other Appropriations	Dividend	Unappropriated Profit / (Loss) CF
INSURERS															
AAR INSURANCE KENYA	90,162	-	-	90,162	-	-	-	90,162	-	90,162	(505,793)	-	-	-	(415,630)
AFRICAN MERCHANT ASSURANCE	120,783	-	-	120,783	-	-	-	120,783	-	120,783	421,637	-	-	-	542,419
AIG INSURANCE COMPANY	228,408	105,817	-	334,225	-	-	-	334,225	98,710	235,515	1,448,865	-	-	200,000	1,484,380
APA INSURANCE COMPANY	-	329,555	-	329,555	45,813	(128)	107,001	222,554	47,573	174,981	2,979,216	500,000	-	100,000	2,554,197
BRITAM GENERAL INSURANCE	(78,062)	89,542	1,760	13,241	-	11	11	13,230	4,306	8,924	34,915	-	-	-	43,839
BRITISH AMERICAN INSURANCE	(51,047)	-	-	(51,047)	-	-	-	(51,047)	42,921	(93,968)	1,338,298	-	-	-	1,244,330
CANNON ASSURANCE COMPANY	99,005	54,245	-	153,250	-	-	-	153,250	42,418	110,832	413,784	-	-	-	524,616
CIC GENERAL INSURANCE	-	376,968	-	376,968	349,902	-	349,902	27,066	-	27,066	1,905,343	-	-	-	1,932,409
CORPORATE INSURANCE COMPANY	175,640	-	-	175,640	-	-	-	175,640	-	175,640	505,560	-	-	49,558	631,643
DIRECTLINE ASSURANCE COMPANY	-	172,046	3,308	175,353	51,889	3,631	82,700	92,653	25,204	67,449	408,992	-	-	-	476,440
FIDELITY SHIELD INSURANCE	-	71,422	-	71,422	68,993	1,580	92,252	(20,830)	-	(20,830)	492,459	-	-	-	471,630
FIRST ASSURANCE COMPANY	9,315	118,811	-	128,126	-	-	-	128,126	-	128,126	1,156,101	-	-	39,320	1,244,907
GA INSURANCE COMPANY	421,930	-	-	421,930	-	-	-	421,930	139,237	282,693	890,806	45,407	-	-	1,128,927
GATEWAY INSURANCE COMPANY	-	-	-	-	92,491	-	92,491	(92,491)	-	(92,491)	184,070	-	-	-	91,579
GEMINIA INSURANCE COMPANY	59,393	-	-	59,393	-	-	-	59,393	-	59,393	552,169	-	-	-	611,561
HERITAGE INSURANCE COMPANY	96,863	111,172	600	208,634	-	1,736	6,736	201,898	51,481	150,417	1,569,588	-	-	-	1,720,005
ICEA LION GENERAL INSURANCE	80,537	302,905	-	383,443	-	72,048	83,235	300,207	96,066	204,141	2,233,774	-	-	-	2,437,915
INTRA-AFRICA ASSURANCE	50,934	12,835	6,593	70,362	-	1,416	2,597	67,764	20,329	47,435	137,608	-	-	-	185,043
INVESCO ASSURANCE COMPANY	-	14,628	1,078	15,705	42,853	-	107,542	(91,836)	(27,551)	(64,286)	(1,307,019)	-	-	-	(1,371,304)
JUBILEE INSURANCE COMPANY	627,969	-	245,041	873,010	-	-	-	873,010	250,186	622,824	2,670,537	-	-	-	3,293,361
KENINDIA ASSURANCE COMPANY	126,190	-	1,245	127,435	-	5,443	24,882	102,553	30,766	71,787	590,231	-	-	-	662,018
KENYA ORIENT INSURANCE	53,402	11,421	25,650	90,473	-	51,324	51,324	39,150	-	39,150	71,569	-	-	-	110,718
MADISON INSURANCE COMPANY	14,062	22,807	-	36,869	-	-	-	36,869	-	36,869	415,557	-	-	-	452,426
MAYFAIR INSURANCE COMPANY	152,115	69,517	11,387	233,019	-	-	15,585	217,434	76,102	141,332	338,214	-	-	-	479,546
OCCIDENTAL INSURANCE	107,100	75,572	1,021	183,693	-	17,489	18,187	165,506	49,652	115,854	487,724	-	-	-	603,578
PACIS INSURANCE COMPANY	7,482	40,388	-	47,870	-	2,386	24,775	23,095	6,929	16,167	400,210	-	-	-	416,377
PHOENIX OF EAST AFRICA	-	60,669	1,052	61,721	76,026	10,702	86,727	(25,006)	-	(25,006)	1,122,191	-	-	-	1,097,185
RESOLUTION INSURANCE COMPANY	-	-	358	358	4,298	-	4,298	(3,941)	-	(3,941)	(54,908)	-	-	-	(58,849)
SAHAM INSURANCE COMPANY	-	-	-	-	26,833	-	26,833	(26,833)	-	(26,833)	140,201	-	-	-	113,368
TAKAFUL INSURANCE OF AFRICA	32,056	-	-	32,056	-	-	-	32,056	-	32,056	(142,426)	-	-	-	(110,370)
TAUSI ASSURANCE COMPANY	-	65,931	-	65,931	41,296	2,689	48,392	17,539	5,262	12,278	262,268	-	-	49,781	224,765
THE KENYAN ALLIANCE INSURANCE	106,492	-	-	106,492	-	-	-	106,492	31,948	74,544	1,047,171	-	-	46,836	1,074,879
THE MONARCH INSURANCE	51,699	5,327	-	57,026	-	2,615	8,636	48,390	-	48,390	53,074	-	-	-	101,464
TRIDENT INSURANCE COMPANY	129,979	56,913	13,485	200,376	-	19,094	19,094	181,282	-	181,282	1,341,744	-	-	-	1,523,026
UAP INSURANCE COMPANY	-	417,925	-	417,925	91,743	225,984	333,620	84,306	-	84,306	5,000,603	-	-	-	5,084,909
XPLICO INSURANCE COMPANY	118,842	11,057	-	129,899	-	-	-	129,899	38,970	90,930	55,615	-	-	-	146,545
TOTAL	2,831,249	2,597,473	312,578	5,741,298	892,137	418,020	1,586,820	4,154,478	1,030,509	3,123,971	28,659,948	545,407	-	485,495	30,753,017
REINSURERS															
CONTINENTAL REINSURANCE	89,827	26,750	3,583	120,159	-	6,128	19,875	100,284	30,085	70,199	91,474	(1,481)	-	80,000	83,154
EAST AFRICA REINSURANCE	260,494	-	46,190	306,684	-	-	18,941	287,743	73,957	213,786	1,141,326	(910)	300,000	60,000	996,022
KENYA REINSURANCE	1,839,503	-	14,394	1,853,898	-	-	-	1,853,898	556,170	1,297,728	13,441,918	-	-	-	14,739,646
TOTAL	2,189,824	26,750	64,167	2,280,741	-	6,128	38,816	2,241,925	660,212	1,581,713	14,674,718	(2,391)	300,000	140,000	15,818,822
GRAND TOTAL	5,021,073	2,624,223	376,745	8,022,039	892,137	424,148	1,625,636	6,396,403	1,690,721	4,705,684	43,334,666	543,016	300,000	625,495	46,571,839

Amounts in Thousand Shillings

APPENDIX 2: SUMMARY OF PROFIT & LOSS ACCOUNTS UNDER LONG TERM INSURANCE BUSINESS FOR THE PERIOD ENDED 30.06.2015

Company	Profit Transferred from Revenue	Investment Income	Other Income	Total Income	Loss Transferred From Revenue	Management Expenses	Total Outgo	Profit / (Loss) Before Taxation	Provision for Taxation	Profit/(Loss) After Taxation	Unappropriated Profit/(Loss) BF	Transfer To Reserves	Other Appropriations	Dividend	Unappropriated Profit / (Loss) CF
INSURERS															
APA LIFE ASSURANCE COMPANY	-	7,100	(3,367)	3,733	-	2,902	2,902	831	1,259	(428)	-	-	-	-	(428)
BRITISH AMERICAN INSURANCE	963,579	(69,712)	-	893,868	-	-	-	893,868	268,160	625,707	-	625,707	-	-	-
CANNON ASSURANCE COMPANY	-	-	-	-	-	-	-	-	3,010	(3,010)	455,826	-	-	-	452,816
CAPEX LIFE ASSURANCE COMPANY	-	-	(3,854)	(3,854)	-	-	-	(3,854)	-	(3,854)	42,683	-	-	-	38,829
CIC LIFE ASSURANCE COMPANY	115,710	-	-	115,710	-	-	-	115,710	-	115,710	970,672	-	-	-	1,086,382
CORPORATE INSURANCE	-	-	69,091	69,091	-	-	-	69,091	-	69,091	58,653	-	-	-	127,744
FIRST ASSURANCE COMPANY	-	-	-	-	-	-	-	-	2,828	(2,828)	-	(2,828)	-	-	-
GA LIFE ASSURANCE COMPANY	-	4,994	-	4,994	-	-	-	4,994	1,498	3,496	419	-	-	-	3,914
GEMINIA INSURANCE COMPANY	-	-	-	-	-	-	-	-	-	-	-	-	-	-	-
ICEA LION LIFE ASSURANCE	123,200	75,309	-	198,509	-	37	37	198,471	17,365	181,107	2,094,659	-	-	400,000	1,875,766
JUBILEE INSURANCE COMPANY	245,041	-	-	245,041	-	-	-	245,041	-	245,041	-	-	-	-	245,041
KENINDIA ASSURANCE COMPANY	-	-	-	-	-	-	-	-	-	-	-	-	-	-	-
KENYA ORIENT LIFE ASSURANCE	33,778	-	-	33,778	-	-	-	33,778	-	33,778	(56,066)	-	-	-	(22,288)
LIBERTY LIFE ASSURANCE	237,337	-	-	237,337	-	-	-	237,337	5,984	231,353	(344,662)	-	-	-	(113,309)
MADISON INSURANCE COMPANY	-	-	-	-	-	-	-	-	-	-	62,000	-	-	-	62,000
METROPOLITAN INSURANCE	23,625	-	-	23,625	-	-	-	23,625	5,978	17,647	(757,230)	-	-	-	(739,583)
OLD MUTUAL LIFE ASSURANCE	-	112,853	-	112,853	-	4,503	4,503	108,349	-	108,349	(1,226,722)	-	-	-	(1,118,372)
PAN AFRICA INSURANCE	144,114	-	-	144,114	-	-	-	144,114	-	144,114	(602,290)	-	209,339	-	(667,514)
PIONEER ASSURANCE COMPANY	42,807	-	-	42,807	-	-	-	42,807	12,842	29,965	183,772	-	-	-	213,737
PRUDENTIAL LIFE ASSURANCE	-	72,800	63,792	136,592	-	131,515	131,515	5,078	2,782	2,295	(151,273)	-	-	-	(148,978)
SAHAM ASSURANCE	-	-	-	-	-	-	-	-	-	-	2,533	-	-	-	2,533
TAKAFUL INSURANCE OF AFRICA	-	-	-	-	-	-	-	-	-	-	-	-	-	-	-
THE KENYAN ALLIANCE	-	-	-	-	-	-	-	-	-	-	39,609	-	-	-	39,609
THE MONARCH INSURANCE	-	-	-	-	5,984	-	5,984	(5,984)	-	(5,984)	50,334	-	-	-	44,350
UAP LIFE ASSURANCE COMPANY	-	-	-	-	-	-	-	-	-	-	(155,883)	(155,883)	-	-	-
TOTAL	1,929,191	203,344	125,662	2,258,198	5,984	138,957	144,941	2,113,256	321,706	1,791,549	667,034	466,996	209,339	400,000	1,382,249
REINSURERS															
CONTINENTAL REINSURANCE	12,036	16,436	28	28,501	-	906	906	27,595	8,278	19,316	64,736	84,052	-	-	-
EAST AFRICA REINSURANCE	41,218	-	-	41,218	-	-	-	41,218	-	41,218	-	-	-	-	41,218
KENYA REINSURANCE	271,304	-	-	271,304	-	-	-	271,304	67,087	204,217	2,576,743	-	-	-	2,780,960
TOTAL	324,558	16,436	28	341,023	-	906	906	340,117	75,365	264,751	2,641,479	84,052	-	-	2,822,178
GRAND TOTAL	2,253,749	219,780	125,690	2,599,221	5,984	139,863	145,847	2,453,373	397,071	2,056,300	3,308,513	551,048	209,339	400,000	4,204,427

Amounts in Thousand Shillings

APPENDIX 3: SUMMARY OF LONG TERM INSURANCE BUSINESS GROSS PREMIUM INCOME FOR THE PERIOD ENDED 30.06.2015

Company	Life Assurances	Annuities	Personal Pensions	Group Life	Group Credit	Permanent Health	Unit Linked & Linked Investments	Non-linked Investments	Deposit Administration	Total	Market Share (%)
INSURERS											
APA LIFE ASSURANCE COMPANY	17,171	60,814	9,795	248,166	38,487	-	-	-	201,403	575,835	1.94
BRITISH AMERICAN INSURANCE	3,145,046	283,145	-	662,599	344,875	-	-	-	1,614,713	6,050,378	20.34
CANNON ASSURANCE COMPANY	52,385	-	-	17,731	7,777	-	-	-	-	77,894	0.26
CAPEX LIFE ASSURANCE COMPANY	9,613	-	-	7,661	-	-	-	-	-	17,274	0.06
CIC LIFE ASSURANCE COMPANY	363,230	64,784	-	300,498	1,264,741	-	-	-	-	1,993,254	6.70
CORPORATE INSURANCE COMPANY	158,328	-	-	-	-	-	-	-	-	158,328	0.53
FIRST ASSURANCE COMPANY	-	-	-	36,684	8,895	-	-	-	-	45,579	0.15
GA LIFE ASSURANCE COMPANY	-	-	-	15,518	1,848	-	-	-	396,469	413,834	1.39
GEMINIA INSURANCE COMPANY	12,458	-	-	35,549	-	-	-	-	-	48,007	0.16
ICEA LION LIFE ASSURANCE	863,419	357,771	699,988	284,401	248,645	-	31,887	-	1,519,419	4,005,531	13.47
JUBILEE INSURANCE COMPANY	1,113,431	151,378	1,112,246	541,316	-	-	-	-	1,686,012	4,604,384	15.48
KENINDIA ASSURANCE COMPANY	507,861	-	-	33,369	-	-	-	-	1,021,821	1,563,052	5.26
KENYA ORIENT LIFE ASSURANCE	8,874	-	-	19,036	216,701	-	-	-	-	244,611	0.82
LIBERTY LIFE ASSURANCE COMPANY	202,647	58,773	-	353,068	-	-	860,152	-	783,759	2,258,399	7.59
MADISON INSURANCE COMPANY	415,405	722,150	44,739	53,881	44,302	-	31,734	-	67,144	1,379,354	4.64
METROPOLITAN INSURANCE	18,224	-	-	229,824	3,728	-	-	-	-	251,776	0.85
OLD MUTUAL LIFE ASSURANCE	119,441	-	-	195,054	-	-	553,344	-	-	867,839	2.92
PAN AFRICA INSURANCE COMPANY	661,637	426,522	-	620,857	-	388,856	265,658	-	113,815	2,477,346	8.33
PIONEER ASSURANCE COMPANY	224,155	-	-	901,672	-	-	130,281	-	9,283	1,265,391	4.25
PRUDENTIAL LIFE ASSURANCE	61,683	-	1	657	-	-	-	-	-	62,341	0.21
SAHAM ASSURANCE	20,697	-	-	35	16	-	-	-	61,744	82,492	0.28
TAKAFUL INSURANCE OF AFRICA	-	-	-	-	-	-	-	-	-	-	-
THE KENYAN ALLIANCE INSURANCE	2,763	116,255	28,996	98,993	159	-	-	-	80,049	327,215	1.10
THE MONARCH INSURANCE	4,531	-	-	6,383	-	-	-	-	-	10,914	0.04
UAP LIFE ASSURANCE COMPANY	169,446	6,578	-	422,220	-	-	53,514	-	306,671	958,429	3.22
TOTAL	8,152,445	2,248,170	1,895,765	5,085,172	2,180,174	388,856	1,926,570	-	7,862,302	29,739,457	100.00
REINSURERS											
CONTINENTAL REINSURANCE	2,283	-	-	37,392	-	-	-	-	-	39,675	7.33
EAST AFRICAN REINSURANCE	16,717	-	-	484,985	-	-	-	-	-	501,702	92.67
KENYA REINSURANCE CORPORATION	64,437	-	-	579,931	-	-	-	-	-	-	0.00
TOTAL	83,437	-	-	1,102,308	-	-	-	-	-	541,377	100.00

Amounts in Thousand Shillings

APPENDIX 4: SUMMARY OF ORDINARY LIFE BUSINESS REVENUE ACCOUNTS FOR THE PERIOD ENDED 30.06.2015

Company	Life Fund BF	Gross Premium	Net Premium	Other (Fee) Income	Claims Paid	Total Claims	Surrenders	Bonuses Paid	Annuities Paid	Net Commissions	Expense of Management	Investment Income	Investment Expenses	Transfer To (From) P & L	Life Fund CF
INSURERS															
APA LIFE ASSURANCE COMPANY	251,813	77,985	77,619	-	47,197	47,197	-	-	-	5,757	39,144	39,326	2,000	-	274,659
BRITISH AMERICAN INSURANCE	18,396,025	3,428,191	3,395,716	-	1,477,246	282,894	611,599	582,752	-	744,804	820,700	584,263	16,095	34,720	19,282,439
CANNON ASSURANCE COMPANY	931,789	52,385	51,704	-	27,126	42,403	-	-	-	4,162	41,717	40,134	-	-	935,346
CAPEX LIFE ASSURANCE COMPANY	82,521	9,613	9,613	-	1,447	275	-	-	-	259	20,317	2,387	-	-	73,670
CIC LIFE ASSURANCE COMPANY	-	428,014	424,426	-	136,532	367,158	-	-	-	54,180	40,498	80,119	-	-	42,711
CORPORATE ASSURANCE COMPANY	465,387	158,328	155,357	-	63,486	89,396	-	-	-	38,980	17,277	59,387	-	-	534,478
FIRST ASSURANCE COMPANY	-	-	-	-	-	-	-	-	-	-	-	-	-	-	-
GA LIFE ASSURANCE COMPANY	-	-	-	-	-	-	-	-	-	-	-	-	-	-	-
GEMINIA INSURANCE COMPANY	274,649	12,458	12,245	-	3,564	-	-	-	-	1,870	1,043	5,224	-	-	289,206
ICEA LION LIFE ASSURANCE	10,808,545	1,253,077	1,223,158	-	5,974	9,185	300,566	-	250,132	182,865	129,842	436,341	-	101,376	11,494,076
JUBILEE INSURANCE COMPANY	10,452,665	1,264,809	1,262,791	-	616,189	237,586	368,176	-	-	330,570	241,792	592,999	4,444	-	11,125,887
KENINDIA ASSURANCE COMPANY	4,088,098	507,861	505,685	-	184,935	184,935	-	-	-	46,269	89,605	-	-	-	4,272,973
KENYA ORIENT LIFE ASSURANCE	86	8,874	8,446	-	-	-	-	-	-	3,336	1,281	429	-	-	4,344
LIBERTY LIFE ASSURANCE COMPANY	8,882,041	1,121,572	1,107,109	-	416,576	416,576	-	-	-	106,856	364,401	378,048	-	-	9,479,366
MADISON INSURANCE COMPANY	2,876,242	1,169,289	1,169,289	-	-	204,605	-	-	-	68,315	161,703	57,096	-	-	3,668,003
METROPOLITAN INSURANCE	229,273	18,224	18,108	-	42	42	9,127	-	-	2,626	27,201	8,149	-	-	216,534
OLD MUTUAL LIFE ASSURANCE	10,430,767	672,785	644,667	189,619	780,061	170,758	713,820	-	1,238	82,660	421,476	126,985	48,227	8,569	9,962,429
PAN AFRICA INSURANCE COMPANY	6,610,493	1,353,817	1,340,865	-	859,143	849,143	74,721	-	-	178,899	274,171	465,933	32,554	-	6,439,395
PIONEER ASSURANCE COMPANY	383,861	354,436	354,434	-	110,091	-	-	-	-	44,434	88,489	-	-	-	605,371
PRUDENTIAL LIFE ASSURANCE	-	143,097	61,683	61,683	-	57,650	39,610	869	1,086	10,551	87,445	-	-	-	220,975
SAHAM ASSURANCE	177,400	20,697	19,923	-	11,957	11,957	-	-	-	3,660	15,196	19,370	-	-	185,881
TAKAFUL INSURANCE OF AFRICA	-	-	-	-	-	-	-	-	-	-	-	-	-	-	-
THE KENYAN ALLIANCE INSURANCE	-	5,236	119,018	119,018	-	289	289	-	-	574	2,364	1,956	-	-	112,512
THE MONARCH INSURANCE	12,243	4,531	4,522	-	500	-	-	-	-	-	3,822	1,311	-	-	14,253
UAP LIFE ASSURANCE COMPANY	2,992,001	229,538	229,538	-	194,854	56,920	48,675	13	70,400	21,765	173,717	127,537	-	-	2,977,586
TOTAL	78,197,566	12,327,185	12,195,916	189,619	4,994,859	3,010,929	2,127,553	583,851	321,770	1,933,392	3,063,201	3,026,994	103,320	127,527	81,770,144
REINSURERS															
CONTINENTAL REINSURANCE	1,017	2,283	2,165	-	636	708	-	-	-	186	43	329	8	-	2,566
EAST AFRICAN REINSURANCE	12,982	16,717	13,905	-	2,004	2,000	-	-	-	2,530	2,879	1,411	143	2,256	18,489
KENYA REINSURANCE CORPORATION	1,144,354	64,437	59,407	-	19,504	19,504	-	-	-	19,545	7,752	14,525	-	-	1,171,484
TOTAL	1,158,353	83,437	75,477	-	22,144	22,212	-	-	-	22,261	10,674	16,265	151	2,256	1,192,539

Amounts in Thousand Shillings

APPENDIX 5: SUMMARY OF GROUP LIFE BUSINESS REVENUE ACCOUNTS FOR THE PERIOD ENDED 30.06.2015

Company	Life Fund BF	Gross Premium	Net Premium	Other (Fee) Income	Total benefits	Total Claims	Surrenders	Bonuses Paid	Annuities Paid	Net Commissions	Expense of Management	Investment Income	Investment Expenses	Transfer To (From) P & L	Life Fund CF
INSURERS															
APA LIFE ASSURANCE COMPANY	489,652	286,653	108,906	-	69,975	69,975	-	-	-	1,647	44,223	24,392	647	-	506,458
BRITISH AMERICAN INSURANCE	2,304,487	1,007,474	858,298	-	199,481	199,481	-	-	-	17,065	107,241	10,082	4,217	592,844	2,286,148
CANNON ASSURANCE COMPANY	95,454	25,508	11,592	-	3,754	3,754	-	-	-	871	1,901	4,798	-	-	107,060
CAPEX LIFE ASSURANCE COMPANY	-	7,661	7,661	-	-	-	-	-	-	-	-	-	-	-	7,661
CIC LIFE ASSURANCE COMPANY	-	1,565,239	1,078,815	-	834,032	834,032	-	-	-	59,781	545,115	312,446	-	-	71,895
CORPORATE INSURANCE COMPANY	9,971	-	-	-	-	-	-	-	-	-	-	-	-	-	9,971
FIRST ASSURANCE COMPANY	280,342	45,579	9,285	-	20,455	20,455	-	-	-	4,354	4,051	15,395	-	-	284,869
GA LIFE ASSURANCE COMPANY	1,636	17,366	1,737	-	-	-	-	-	-	3,537	4,290	1,176	-	-	3,798
GEMINIA INSURANCE COMPANY	78,591	35,549	26,803	-	-	-	-	-	-	1,263	2,969	14,869	-	-	116,031
ICEA LION LIFE ASSURANCE	391,381	533,046	359,868	-	69,617	67,555	2,062	-	-	13,144	55,233	53,169	-	4,223	688,491
JUBILEE INSURANCE COMPANY	361,542	541,316	320,312	-	205,484	205,484	-	-	-	75,166	67,271	55,334	518	95,412	293,337
KENINDIA ASSURANCE COMPANY	94,779	33,369	13,539	-	3,630	3,630	-	-	-	3,369	922	-	-	-	100,397
KENYA ORIENT LIFE ASSURANCE	87,882	235,737	207,785	-	7,789	7,789	-	-	-	11,986	34,031	11,397	-	-	253,260
LIBERTY LIFE ASSURANCE COMPANY	355,298	353,068	244,324	-	110,243	110,243	-	-	-	10,783	35,715	23,080	-	-	487,527
MADISON INSURANCE COMPANY	68,642	98,183	83,579	-	31,551	31,551	-	-	-	8,719	54,446	1,457	-	-	58,962
METROPOLITAN INSURANCE	295,062	233,552	123,847	-	38,133	38,133	-	-	-	19,859	41,714	12,224	-	-	331,425
OLD MUTUAL LIFE ASSURANCE	118,626	195,054	95,543	-	47,401	47,401	-	-	-	17,301	31,005	42,641	612	49,395	111,096
PAN AFRICA INSURANCE COMPANY	8,462,428	1,009,713	848,231	-	495,951	495,951	-	-	-	138,224	82,773	187,669	-	-	8,777,640
PIONEER ASSURANCE COMPANY	798,826	901,672	759,301	-	-	-	-	-	-	39,510	37,924	-	-	-	1,480,694
PRUDENTIAL LIFE ASSURANCE	-	7,911	657	-	-	-	-	-	-	-	910	-	-	-	8,164
SAHAM ASSURANCE	3,031	51	491	-	-	-	-	-	-	129	2,763	-	-	-	94
TAKAFUL INSURANCE OF AFRICA	-	-	-	-	-	-	-	-	-	-	-	-	-	-	-
THE KENYAN ALLIANCE INSURANCE	30,527	99,152	4,998	-	55,590	55,590	-	-	-	15,235	15,958	4,950	-	-	15,839
THE MONARCH INSURANCE	26,632	6,383	5,182	-	1,383	1,383	-	-	-	1,772	5,082	1,847	-	-	25,424
UAP LIFE ASSURANCE COMPANY	1,301,390	422,220	276,609	-	258,955	258,955	-	-	-	1,984	111,898	10,867	4,402	-	1,220,431
TOTAL	15,648,268	7,654,202	5,446,381	-	2,453,424	2,451,362	2,062	-	-	195,901	1,287,435	787,793	1,592	741,874	17,198,478
REINSURERS															
CONTINENTAL REINSURANCE	63,719	37,392	31,559	-	10,367	10,367	-	-	-	8,781	2,125	16,108	347	12,036	77,728
EAST AFRICAN REINSURANCE	246,649	484,985	372,259	-	152,845	152,845	-	-	-	106,886	83,526	45,619	4,638	38,962	277,670
KENYA REINSURANCE CORPORATION	4,671,573	579,931	534,667	-	175,539	175,539	-	-	-	175,907	69,769	130,722	-	-	4,915,746
TOTAL	4,981,941	1,102,308	938,485	-	338,751	338,751	-	-	-	291,574	155,420	192,449	4,985	50,998	5,271,144

Amounts in Thousand Shillings

APPENDIX 6: SUMMARY OF PENSIONS BUSINESS REVENUE ACCOUNTS FOR THE PERIOD ENDED 30.06.2015

Company	Life Fund BF	Gross Premium	Net Premium	Other (Fee) Income	Total benefits	Total Claims	Surrenders	Bonuses Paid	Annuities Paid	Commissions	Expense of Management	Investment Income	Investment	Transfer To (From)	Life Fund CF
INSURERS															
APA LIFE ASSURANCE COMPANY	1,987,111	211,198	211,198	-	130,620	130,620	-	-	-	1,652	8,485	56,104	4,962	-	2,108,694
BRITISH AMERICAN INSURANCE	11,832,640	1,614,713	1,614,713	-	531,123	531,123	-	-	-	17,529	42,593	699,408	18,055	336,016	13,201,446
CANNON ASSURANCE COMPANY	5,514	-	-	-	1,493	1,493	-	-	-	-	-	-	-	-	4,021
CAPEX LIFE ASSURANCE COMPANY	-	-	-	-	-	-	-	-	-	-	-	-	-	-	-
CIC LIFE ASSURANCE COMPANY	-	-	-	-	-	-	-	-	-	259	4,851	6,314	-	-	1,204
CORPORATE INSURANCE COMPANY	5,968	-	-	-	-	-	-	-	-	-	-	-	-	-	5,968
FIRST ASSURANCE COMPANY	-	-	-	-	-	-	-	-	-	-	-	-	-	-	-
GA LIFE ASSURANCE COMPANY	1,553,876	396,469	396,469	-	56,061	56,061	-	-	-	104	3,834	56,943	-	-	1,947,289
GEMINIA INSURANCE COMPANY	-	-	-	-	-	-	-	-	-	-	-	-	-	-	-
ICEA LION LIFE ASSURANCE	29,917,466	2,219,407	2,219,407	-	1,294,795	-	1,294,795	-	-	22,859	229,970	1,388,430	-	70,400	31,907,279
JUBILEE INSURANCE COMPANY	26,349,457	2,798,258	2,798,258	-	1,592,007	-	1,592,007	-	-	20,811	65,377	1,221,186	13,891	149,629	28,527,188
KENINDIA ASSURANCE COMPANY	13,963,555	1,021,821	1,021,821	-	702,856	702,856	-	-	-	7,108	35,942	-	-	-	14,239,470
KENYA ORIENT LIFE ASSURANCE	-	-	-	-	-	-	-	-	-	-	-	-	-	-	-
LIBERTY LIFE ASSURANCE COMPANY	11,837,601	783,759	783,759	-	1,096,889	1,096,889	-	-	-	12,062	184,979	387,880	-	-	11,715,309
MADISON INSURANCE COMPANY	2,640,699	111,883	111,883	-	291,659	291,659	-	-	-	23,986	26,789	53,907	-	-	2,464,054
METROPOLITAN INSURANCE	-	-	-	-	-	-	-	-	-	-	-	-	-	-	-
OLD MUTUAL LIFE ASSURANCE	10,904	-	-	-	-	-	-	-	-	-	-	178	60	1,185	12,208
PAN AFRICA INSURANCE COMPANY	1,355,920	113,815	113,815	-	130,408	130,408	-	-	-	-	10,751	3,309	5,103	-	1,326,783
PIONEER ASSURANCE COMPANY	15,571	9,283	9,283	-	-	-	-	-	-	-	-	-	-	-	24,855
PRUDENTIAL LIFE ASSURANCE	265	1	1	-	-	-	-	-	-	-	-	-	-	-	264
SAHAM ASSURANCE	669,705	61,744	61,744	-	77,534	77,534	-	-	-	-	9,670	37,473	-	-	681,717
TAKAFUL INSURANCE OF AFRICA	-	-	-	-	-	-	-	-	-	-	-	-	-	-	-
THE KENYAN ALLIANCE INSURANCE	856,027	109,045	109,045	-	18,793	18,793	-	-	-	2,751	15,080	61,938	-	-	990,386
THE MONARCH INSURANCE	11,459	-	-	-	-	-	-	-	-	-	6,920	133	-	-	4,672
UAP LIFE ASSURANCE COMPANY	3,540,924	306,671	306,671	-	338,604	338,604	-	-	-	-	-	172,658	4,402	-	3,677,248
TOTAL	106,554,132	9,758,067	9,758,067	-	6,262,842	3,376,040	2,886,802	-	-	109,121	645,241	4,145,861	46,473	554,860	112,839,527
REINSURERS															
CONTINENTAL REINSURANCE	-	-	-	-	-	-	-	-	-	-	-	-	-	-	-
EAST AFRICAN REINSURANCE	-	-	-	-	-	-	-	-	-	-	-	-	-	-	-
KENYA REINSURANCE CORPORATION	-	-	-	-	-	-	-	-	-	-	-	-	-	-	-
TOTAL	-	-	-	-	-	-	-	-	-	-	-	-	-	-	-

Amounts in Thousand Shillings

APPENDIX 7: SUMMARY OF COMBINED LIFE BUSINESS REVENUE ACCOUNTS FOR THE PERIOD ENDED 30.06.2015

Company	Life Fund BF	Gross Premium	Net Premium	Other (Fee) Income	Total Benefits	Claims	Surrenders	Bonuses Paid	Annuities Paid	Net Commissions	Expense of Management	Investment Income	Investment Expenses	Transfer To (From) P & L	Life Fund CF
INSURERS															
APA LIFE ASSURANCE COMPANY	2,728,576	575,836	397,723	-	247,792	247,792	-	-	-	9,056	91,852	119,822	7,609	-	2,889,811
BRITISH AMERICAN INSURANCE	32,533,152	6,050,378	5,868,727	-	2,207,849	1,013,498	611,599	582,752	-	745,268	970,534	1,293,753	38,367	963,580	34,770,033
CANNON ASSURANCE COMPANY	1,032,757	77,893	63,296	-	47,650	47,650	-	-	-	3,291	43,618	44,932	-	-	1,046,427
CAPEX LIFE ASSURANCE	82,521	17,274	17,274	-	275	275	-	-	-	259	20,317	2,387	-	-	81,331
CIC LIFE ASSURANCE COMPANY	-	1,993,253	1,503,241	-	1,201,190	1,201,190	-	-	-	5,342	590,464	398,879	-	-	115,810
CORPORATE INSURANCE	481,326	158,328	155,357	-	89,396	89,396	-	-	-	38,980	17,277	59,387	-	-	550,417
FIRST ASSURANCE COMPANY	280,342	45,579	9,285	-	20,455	20,455	-	-	-	4,354	4,051	15,395	-	-	284,869
GA LIFE ASSURANCE COMPANY	1,555,512	413,835	398,206	-	56,061	56,061	-	-	-	3,433	8,124	58,119	-	-	1,951,087
GEMINIA INSURANCE COMPANY	353,240	48,007	39,048	-	-	-	-	-	-	3,133	4,012	20,093	-	-	405,237
ICEA LION LIFE ASSURANCE	41,117,392	4,005,530	3,802,433	-	1,924,295	76,740	1,597,423	-	250,132	192,580	415,045	1,877,940	-	175,999	44,089,846
JUBILEE INSURANCE COMPANY	37,163,664	4,604,383	4,381,361	-	2,403,253	443,070	1,960,183	-	-	426,547	374,440	1,869,519	18,853	245,041	39,946,412
KENINDIA ASSURANCE COMPANY	18,146,432	1,563,051	1,541,045	-	891,421	891,421	-	-	-	56,746	126,469	-	-	-	18,612,840
KENYA ORIENT LIFE ASSURANCE	87,968	244,611	216,231	-	7,789	7,789	-	-	-	15,322	35,312	11,826	-	-	257,604
LIBERTY LIFE ASSURANCE	21,074,940	2,258,399	2,135,192	-	1,623,708	1,623,708	-	-	-	108,135	585,095	789,008	-	-	21,682,202
MADISON INSURANCE COMPANY	5,585,583	1,379,355	1,364,751	-	527,815	527,815	-	-	-	101,020	242,938	112,460	-	-	6,191,019
METROPOLITAN INSURANCE	524,335	251,776	141,955	-	47,302	38,175	9,127	-	-	22,485	68,915	20,373	-	-	547,959
OLD MUTUAL LIFE ASSURANCE	10,560,297	867,839	740,210	189,619	933,217	218,159	713,820	-	1,238	99,961	452,481	169,804	48,899	39,641	10,085,733
PAN AFRICA LIFE ASSURANCE	16,428,841	2,477,345	2,302,911	-	1,550,223	1,475,502	74,721	-	-	317,123	367,695	656,911	37,657	-	16,543,818
PIONEER ASSURANCE COMPANY	1,198,258	1,265,391	1,123,018	-	-	-	-	-	-	83,944	126,413	-	-	-	2,110,920
PRUDENTIAL LIFE ASSURANCE	151,273	62,341	62,341	-	41,565	39,610	869	1,086	-	10,551	88,355	-	-	-	229,403
SAHAM ASSURANCE	850,136	82,492	81,176	-	89,491	89,491	-	-	-	3,531	27,629	56,843	-	-	867,504
TAKAFUL INSURANCE OF AFRICA	-	-	-	-	-	-	-	-	-	-	-	-	-	-	-
THE KENYAN ALLIANCE	881,318	327,215	233,061	-	74,672	74,672	-	-	-	11,910	33,402	68,844	-	-	1,087,059
THE MONARCH INSURANCE	50,334	10,914	9,704	-	1,383	1,383	-	-	-	1,772	15,824	3,291	-	-	44,349
UAP LIFE ASSURANCE COMPANY	7,834,315	958,429	812,818	-	773,567	654,479	48,675	13	70,400	23,749	285,615	311,062	-	-	7,875,265
TOTAL	200,399,966	29,739,454	27,400,364	189,619	14,760,369	8,838,331	5,016,417	583,851	321,770	2,238,414	4,995,877	7,960,648	151,385	1,424,261	211,808,149
REINSURERS															
CONTINENTAL REINSURANCE	64,736	39,675	33,724	-	11,075	11,075	-	-	-	8,967	2,168	16,437	355	12,036	80,294
EAST AFRICAN REINSURANCE	259,631	501,702	386,164	-	154,845	154,845	-	-	-	109,416	86,405	47,030	4,781	41,218	296,159
KENYA REINSURANCE CORPORATION	5,815,927	644,368	594,074	-	195,043	195,043	-	-	-	195,452	77,521	145,247	-	-	6,087,230
TOTAL	6,140,294	1,185,745	1,013,962	-	360,963	360,963	-	-	-	313,835	166,094	208,714	5,136	53,254	6,463,683

Amounts in Thousand Shillings

APPENDIX 8: SUMMARY OF GROSS PREMIUM INCOME UNDER GENERAL INSURANCE BUSINESS FOR THE PERIOD ENDED 30.06.2015

Company	Aviation	Engineering	Fire Domestic	Fire Industrial	Liability	Marine	Motor Private	Motor Commercial	Motor Commercial PSV	Personal Accident	Theft	Workmen's Compensation	Medical	Miscellaneous	Total	Market Share (%)
INSURERS																
AAR INSURANCE KENYA	-	43	2,224	-	3,122	6	-	-	-	14,999	521	23,066	2,189,740	2,312	2,236,032	3.81
AFRICAN MERCHANT ASSURANCE	-	249,992	3,041	53,184	8,112	3,078	388,105	307,168	272,167	31,521	15,358	75,115	-	57,950	1,464,792	2.50
AIG INSURANCE COMPANY	99,337	-	51,768	489,792	368,701	27,133	482,404	331,366	-	315,119	306,665	62,449	-	355	2,535,090	4.32
APA INSURANCE COMPANY	2,205	102,755	36,611	305,911	77,221	163,897	782,594	1,131,665	-	55,423	124,656	464,559	1,482,124	153,014	4,882,636	8.33
BRITAM GENERAL INSURANCE	-	92,508	20,201	112,802	38,973	65,043	373,506	516,786	-	133,894	26,491	52,858	133,909	3,977	1,570,947	2.68
BRITISH AMERICAN INSURANCE	-	55,786	22,125	67,881	19,502	63,839	415,817	528,694	-	312,851	98,149	67,592	619,655	258,086	2,529,977	4.31
CANNON ASSURANCE COMPANY	-	39,931	9,338	43,980	12,971	13,208	163,802	202,267	-	30,694	30,363	56,957	-	32,321	635,831	1.08
CIC GENERAL INSURANCE COMPANY	-	288,708	61,162	210,877	18,969	37,943	886,441	1,298,613	-	149,767	289,286	142,000	732,770	136,456	4,252,992	7.25
CORPORATE INSURANCE COMPANY	-	11,648	2,930	13,614	2,317	681	54,912	58,267	-	4,506	26,093	5,430	-	1,957	182,355	0.31
DIRECTLINE ASSURANCE COMPANY	-	-	-	-	-	-	9,835	3,449	1,247,180	-	-	-	-	-	1,260,464	2.15
FIDELITY SHIELD INSURANCE	231	32,757	20,384	150,599	4,258	29,977	226,279	331,710	10,504	8,380	47,893	115,490	-	7,123	985,584	1.68
FIRST ASSURANCE COMPANY	6,475	152,584	28,691	192,246	30,546	52,043	321,029	390,487	-	53,367	56,618	94,817	472,785	78,467	1,930,156	3.29
GA INSURANCE COMPANY	9,113	172,901	45,428	491,334	40,263	182,669	199,605	262,329	42,618	33,781	162,509	274,278	505,451	90,140	2,512,420	4.28
GATEWAY INSURANCE COMPANY	-	3,277	1,388	3,363	6,333	(302)	87,741	49,958	48,770	3,721	2,598	2,971	50,412	9,480	269,710	0.46
GEMINIA INSURANCE COMPANY	-	43,338	22,960	116,195	10,559	88,009	135,416	228,708	-	24,567	67,022	119,535	-	9,602	865,912	1.48
HERITAGE INSURANCE COMPANY	-	170,568	93,988	219,508	113,755	35,388	353,710	348,361	13,714	161,894	54,355	183,158	939,416	115,395	2,803,212	4.78
ICEA LION GENERAL INSURANCE	509,092	92,877	65,365	529,172	73,996	131,512	548,463	440,004	-	158,164	121,472	225,022	3,558	34,588	2,933,285	5.00
INTRA-AFRICA ASSURANCE	-	30,168	13,332	56,302	3,453	46,025	123,455	104,389	-	13,212	39,838	76,582	-	31,026	537,781	0.92
INVESCO ASSURANCE COMPANY	-	-	165	355	13	946	95,309	65,011	975,981	286	90	231	-	5	1,138,392	1.94
JUBILEE INSURANCE COMPANY	4,374	123,000	34,359	467,150	170,829	102,058	653,332	319,557	-	270,524	119,648	64,808	4,186,809	48,801	6,565,251	11.20
KENINDIA ASSURANCE COMPANY	-	99,847	33,255	521,662	22,149	136,533	185,429	315,426	-	61,017	213,135	241,048	50,189	9,549	1,889,241	3.22
KENYA ORIENT INSURANCE	-	17,648	13,856	55,174	15,425	8,968	433,167	458,110	-	7,136	34,460	50,294	-	27,848	1,122,087	1.91
MADISON INSURANCE COMPANY	-	12,988	8,271	29,711	49,034	3,939	193,607	377,179	-	17,727	10,139	14,646	312,876	135,068	1,165,185	1.99
MAYFAIR INSURANCE COMPANY	8,022	109,680	25,142	262,506	10,242	59,598	126,827	155,491	-	20,928	76,203	194,902	-	54,755	1,104,297	1.88
OCCIDENTAL INSURANCE COMPANY	-	50,647	26,401	156,315	3,665	97,001	150,447	228,055	-	21,644	92,275	131,191	-	26,559	984,198	1.68
PACIS INSURANCE COMPANY	-	13,898	7,478	46,848	11,283	849	150,955	201,661	-	20,680	19,789	32,501	64,901	3,091	573,934	0.98
PHOENIX OF EAST AFRICA	138,443	19,362	3,839	35,270	2,854	8,704	28,161	16,256	-	1,844	3,904	13,287	-	14,225	286,153	0.49
RESOLUTION INSURANCE COMPANY	-	-	-	-	6,020	-	860	-	-	22,659	-	34,189	1,533,081	434	1,597,243	2.72
SAHAM INSURANCE COMPANY	-	(17,235)	5,344	60,828	5,758	3,948	64,823	56,740	-	4,513	15,216	24,352	60,814	193,851	478,951	0.82
TAKAFUL INSURANCE OF AFRICA	-	10,240	7,433	15,118	2,565	6,708	94,874	152,127	-	4,750	42,357	24,977	-	9,403	370,551	0.63
TAUSI ASSURANCE COMPANY	-	21,280	24,407	117,276	6,144	55,541	80,888	47,878	-	5,999	67,596	91,101	6,807	9,702	534,620	0.91
THE KENYAN ALLIANCE INSURANCE	-	26,281	29,191	48,272	5,824	7,081	250,665	264,696	-	33,749	18,439	22,522	-	994	707,713	1.21
THE MONARCH INSURANCE	-	16,162	1,307	11,259	2,891	2,061	146,875	78,842	-	2,713	2,117	9,360	-	39,779	313,365	0.53
TRIDENT INSURANCE COMPANY	7,534	135,245	4,866	92,665	1,005	29,170	101,582	65,120	5,896	4,430	22,440	37,399	32,640	16,393	556,386	0.95
UAP INSURANCE COMPANY	-	280,968	65,756	348,254	69,624	50,454	516,503	481,009	-	53,539	193,003	157,309	1,809,648	51,047	4,077,112	6.95
XPLICO INSURANCE COMPANY	8,145	5,646	843	7,327	2,455	6,998	436,417	-	184,786	1,300	6,862	7,919	56,641	60,424	785,763	1.34
TOTAL	792,971	2,465,498	792,849	5,332,750	1,220,831	1,520,706	9,263,835	9,817,379	2,801,616	2,061,298	2,407,560	3,193,915	15,244,226	1,724,177	58,639,618	100.00
REINSURERS																
CONTINENTAL REINSURANCE	3,030	55,266	-	278,818	27,362	27,679	-	44,026	-	2,797	208	1,364	178,578	156,837	775,966	9.59
EAST AFRICAN REINSURANCE	3,086	124,556	-	696,415	5,564	113,504	-	240,145	-	5,871	-	233	380,434	182,792	1,752,601	21.67
KENYA REINSURANCE CORPORATION	8,623	307,999	945	1,842,557	48,871	301,962	23,674	223,506	-	913,296	255,619	601	1,111,189	520,546	5,559,386	68.74
TOTAL	14,739	487,821	945	2,817,790	81,797	443,145	23,674	507,677	-	921,964	255,827	2,198	1,670,201	860,175	8,087,953	100.00

Amounts in Thousand Shillings

APPENDIX 9: SUMMARY OF CLAIMS PAID UNDER GENERAL INSURANCE BUSINESS FOR THE PERIOD ENDED 30.06.2015

Company	Aviation	Engineering	Fire Domestic	Fire Industrial	Liability	Marine	Motor Private	Motor Commercial	Motor Commercial PSV	Personal Accident	Theft	Workmens' Compensation	Medical	Miscellaneous	Total
INSURERS															
AAR INSURANCE KENYA	-	-	-	-	-	-	-	-	-	1,500	45	4,000	1,055,965	725	1,062,235
AFRICAN MERCHANT ASSURANCE	-	308	2,370	5,198	2,123	162	193,479	158,326	205,526	36,710	847	10,226	-	1,315	616,590
AIG INSURANCE COMPANY	656	227	19,487	10,318	17,886	423	274,302	194,665	-	46,756	(35,310)	25,534	-	-	554,944
APA INSURANCE COMPANY	-	27,670	12,171	54,489	19,127	30,311	426,944	391,072	-	19,704	32,019	120,623	592,856	6,843	1,733,828
BRITAM GENERAL INSURANCE	-	(4,065)	4,453	9,698	557	3,971	177,680	205,978	-	21,582	11,492	9,156	88,759	28	529,288
BRITISH AMERICAN INSURANCE	-	9,918	4,501	74,074	2,916	3,738	389,664	182,612	-	22,633	20,119	17,401	587,229	(725)	1,314,081
CANNON ASSURANCE COMPANY	-	26,843	(10,131)	13,519	383	7,379	85,571	62,839	-	12,621	(757)	16,429	-	40	214,735
CIC GENERAL INSURANCE COMPANY	-	(20,104)	12,195	(2,523)	18,138	5,444	633,813	532,789	-	22,342	57,713	18,073	1,296,422	17,189	2,591,492
CORPORATE INSURANCE COMPANY	-	5,945	64	1,018	3,955	3,451	20,571	9,475	-	66	149	2,634	-	-	47,327
DIRECTLINE ASSURANCE COMPANY	-	-	-	-	-	-	3,498	683	732,410	-	-	-	-	-	736,591
FIDELITY SHIELD INSURANCE	-	498	2,978	48,449	442	5,145	135,926	149,588	2,651	5,249	16,879	36,662	-	91	404,557
FIRST ASSURANCE COMPANY	-	7,952	7,129	11,236	11,111	21,994	204,765	247,554	-	9,649	17,390	48,608	219,198	13,317	819,902
GA INSURANCE COMPANY	2	9,029	7,128	22,152	9,356	15,122	67,319	75,124	(400)	8,997	60,790	96,010	83,240	12,587	466,457
GATEWAY INSURANCE COMPANY	-	1,101	1,082	746	1,047	-	123,711	44,719	71,107	2,326	1,801	1,013	26,184	150	274,986
GEMINIA INSURANCE COMPANY	-	722	1,131	23,999	543	11,801	47,230	72,853	-	1,306	9,588	15,962	-	22	185,157
HERITAGE INSURANCE COMPANY	-	10,358	8,327	1,055	(4,493)	1,042	141,604	83,007	-	9,731	5,760	20,927	101,565	4,229	383,112
ICEA LION GENERAL INSURANCE	3,746	9,006	15,707	48,290	7,316	29,219	269,851	259,509	-	16,525	43,190	63,559	56,515	468	822,901
INTRA-AFRICA ASSURANCE	-	1,122	8,122	10,071	436	9,012	49,347	35,795	-	16,590	15,201	22,116	-	2,580	170,392
INVESCO ASSURANCE COMPANY	-	-	-	-	-	-	38,002	29,064	316,805	6,346	611	-	-	-	390,829
JUBILEE INSURANCE COMPANY	-	13,168	5,227	29,580	14,404	27,835	572,818	139,258	-	113,090	39,937	23,918	1,354,678	22,082	2,355,996
KENINDIA ASSURANCE COMPANY	-	11,384	18,113	35,767	250	45,338	79,759	131,391	-	3,988	56,373	161,664	43,865	46	587,937
KENYA ORIENT INSURANCE	-	2,337	1,360	7,373	2,841	2,349	299,987	199,781	-	357	1,743	13,457	-	2,158	533,743
MADISON INSURANCE COMPANY	-	2,134	2,110	39,143	11,241	371	106,155	86,564	-	3,847	1,907	9,560	199,702	16,399	479,133
MAYFAIR INSURANCE COMPANY	-	8,361	2,834	8,174	709	7,432	53,863	27,999	-	(3,754)	3,762	94,650	-	240	204,270
OCCIDENTAL INSURANCE COMPANY	-	5,256	23,369	(12,269)	510	10,133	83,002	131,876	-	5,768	15,778	64,201	-	3,197	330,822
PACIS INSURANCE COMPANY	-	1,757	1,323	(6,789)	61	1,415	70,850	26,677	-	2,187	(1,355)	7,717	16,231	105	120,178
PHOENIX OF EAST AFRICA	1,010	2,422	1,811	1,299	1,364	1,334	26,103	9,933	-	2,232	1,761	11,212	-	4	60,485
RESOLUTION INSURANCE COMPANY	-	-	-	-	-	-	-	-	-	-	-	-	365,585	-	365,585
SAHAM INSURANCE COMPANY	-	67	5,741	8,338	55	46	23,108	12,740	-	3	987	1,953	15,540	87,842	156,420
TAKAFUL INSURANCE OF AFRICA	-	9,419	23	6,923	932	217	29,088	40,135	-	1,152	1,544	86	-	12,661	102,180
TAUSI ASSURANCE COMPANY	-	3,525	9,483	3,398	(2,003)	16,230	26,450	21,904	-	206	13,823	22,194	2,523	-	117,731
THE KENYAN ALLIANCE INSURANCE	-	1,140	7,339	7,162	(404)	2,407	225,633	13,652	-	20,025	(7,170)	(4,902)	-	(124)	264,757
THE MONARCH INSURANCE	-	202	91	-	2,285	-	40,209	23,415	-	485	674	1,918	-	179	69,458
TRIDENT INSURANCE COMPANY	-	231	590	393	651	2,256	52,840	38,989	11	227	2,190	18,050	1,661	-	118,092
UAP INSURANCE COMPANY	-	4,648	5,481	7,087	1,706	4,036	321,661	206,319	-	7,133	30,794	29,004	1,034,141	3,301	1,655,311
XPLICO INSURANCE COMPANY	-	-	1,164	9,838	310	7,358	98,254	28,054	-	-	1,662	7,769	13,584	-	167,993
TOTAL	5,414	152,581	182,773	477,206	125,755	276,971	5,393,057	3,874,339	1,328,110	417,579	421,937	991,384	7,155,443	206,949	21,009,495
REINSURERS															
CONTINENTAL REINSURANCE	2,401	2,413	-	119,006	9,213	16,680	-	4,975	-	859	-	-	139,399	63,332	358,278
EAST AFRICA REINSURANCE	1,710	32,031	-	464,716	30	25,063	-	114,682	-	1,824	-	-	265,625	30,871	936,551
KENYA REINSURANCE CORPORATION	11,963	69,618	1,386	809,170	2,204	104,139	2,343	71,961	-	429,114	114,426	56	722,601	122,034	2,461,016
TOTAL	16,074	104,062	1,386	1,392,892	11,447	145,882	2,343	191,618	-	431,797	114,426	56	1,127,625	216,237	3,755,845

Amounts in Thousand Shillings

APPENDIX 10: SUMMARY OF CLAIMS INCURRED UNDER GENERAL INSURANCE BUSINESS FOR THE PERIOD ENDED 30.06.2015

Company	Aviation	Engineering	Fire Domestic	Fire Industrial	Liability	Marine	Motor Private	Motor Commercial	Motor Commercial PSV	Personal Accident	Theft	Workmens' Compensation	Medical	Miscellaneous	Total
INSURERS															
AAR INSURANCE KENYA	-	-	-	-	(25)	(4)	-	-	-	2,023	21	3,974	1,031,686	927	1,038,602
AFRICAN MERCHANT ASSURANCE	-	11,215	(638)	(5,344)	1,789	(499)	181,070	113,229	296,809	36,439	1,022	5,816	-	3,148	644,056
AIG INSURANCE COMPANY	671	4,716	30,871	185,505	(90,419)	1,721	336,244	200,853	-	57,762	(18,433)	3,672	-	439	713,600
APA INSURANCE COMPANY	(537)	33,245	12,536	89,158	55,909	40,481	568,879	585,481	-	11,883	22,602	187,364	560,283	8,867	2,176,151
BRITAM GENERAL INSURANCE	-	(793)	4,868	15,435	879	6,639	257,206	281,757	-	45,015	12,803	29,849	80,969	33	734,659
BRITISH AMERICAN INSURANCE	-	12,742	5,691	70,180	5,897	8,379	538,391	252,784	-	29,384	20,481	37,521	605,665	9,036	1,596,150
CANNON ASSURANCE COMPANY	-	19,608	7,568	20,692	(4,051)	(33)	52,205	15,787	-	9,382	3,061	40,806	-	(777)	164,249
CIC GENERAL INSURANCE COMPANY	-	23,440	11,443	50,713	26,114	(5,326)	750,680	661,945	-	33,919	52,938	7,937	1,467,318	15,288	3,096,409
CORPORATE INSURANCE COMPANY	(4,859)	11,157	105	1,084	4,817	3,340	10,987	(12,807)	-	(1,700)	(3,086)	1,528	-	(586)	9,980
DIRECTLINE ASSURANCE COMPANY	-	-	-	-	-	-	10,368	501	722,186	-	-	-	-	-	733,054
FIDELITY SHIELD INSURANCE	5,936	(2,161)	6,284	30,154	1,150	10,229	155,948	169,077	5,553	3,706	5,616	38,413	-	1,228	431,132
FIRST ASSURANCE COMPANY	14	10,334	5,704	5,927	17,258	27,031	255,222	233,124	-	10,983	30,279	40,948	262,335	10,862	910,021
GA INSURANCE COMPANY	30	15,488	9,792	21,778	16,241	6,476	93,364	112,995	(400)	12,000	55,208	145,557	88,072	14,874	591,475
GATEWAY INSURANCE COMPANY	-	2,506	1,451	266	(116)	(308)	95,771	40,052	34,152	2,176	1,175	573	36,061	531	214,290
GEMINIA INSURANCE COMPANY	-	8,368	4,313	32,235	(1,489)	41,251	72,127	106,065	-	2,105	20,150	69,375	(974)	59	353,586
HERITAGE INSURANCE COMPANY	154	22,036	21,526	24,117	(1,316)	6,901	185,188	97,893	(9,288)	18,065	10,825	35,035	104,078	15,648	530,859
ICEA LION GENERAL INSURANCE	4,152	13,019	17,980	108,966	3,464	27,085	265,571	247,768	-	15,457	52,795	72,067	68,053	937	897,314
INTRA-AFRICA ASSURANCE	-	8,134	10,482	21,914	1,161	3,014	56,890	40,227	-	11,437	808	31,010	-	4,373	189,453
INVESCO ASSURANCE COMPANY	-	-	(792)	1,204	719	-	34,031	58,527	477,807	6,356	651	(2,631)	-	-	575,872
JUBILEE INSURANCE COMPANY	-	23,357	8,573	48,551	47,577	11,769	650,942	222,154	-	71,406	55,006	15,342	1,484,471	12,265	2,651,411
KENINDIA ASSURANCE COMPANY	-	10,709	18,621	21,685	6,929	77,619	114,161	202,960	-	6,987	50,610	237,381	46,919	427	795,009
KENYA ORIENT INSURANCE	-	2,300	1,430	9,089	3,610	1,930	234,938	219,462	-	1,506	1,231	12,166	-	2,504	490,167
MADISON INSURANCE COMPANY	-	1,007	2,018	39,730	7,366	628	131,781	132,711	-	(4,618)	(2,065)	7,663	216,842	19,035	552,099
MAYFAIR INSURANCE COMPANY	-	17,598	5,483	6,567	(359)	10,254	57,820	15,862	-	(3,102)	660	68,507	-	787	180,079
OCCIDENTAL INSURANCE COMPANY	-	13,237	18,929	(14,297)	(356)	(257)	98,324	111,786	-	6,627	14,502	64,701	-	2,608	315,805
PACIS INSURANCE COMPANY	-	328	2,633	(6,651)	(128)	1,386	83,991	44,408	-	3,376	(1,164)	2,701	27,271	133	158,281
PHOENIX OF EAST AFRICA	977	1,952	1,531	1,117	3,591	1,543	25,255	22,009	-	2,155	5,237	15,897	-	4	81,267
RESOLUTION INSURANCE COMPANY	-	-	-	-	-	-	-	-	-	-	-	-	352,116	-	352,116
SAHAM INSURANCE COMPANY	-	4,419	(1,248)	5,533	400	(159)	29,385	20,492	-	27	5,742	5,121	15,354	88,401	173,466
TAKAFUL INSURANCE OF AFRICA	-	23,726	340	5,227	100	21,634	25,139	45,807	-	868	(12,324)	(1,648)	-	12,168	121,039
TAUSI ASSURANCE COMPANY	-	4,100	12,817	24,177	(145)	33,378	28,739	15,199	-	34	13,882	34,712	1,993	(53)	168,833
THE KENYAN ALLIANCE INSURANCE	-	1,392	2,200	7,492	(1,503)	(117)	153,945	42,082	-	16,577	(2,326)	14,475	-	(1,708)	232,509
THE MONARCH INSURANCE	-	367	42	1,519	401	49	71,347	29,171	-	(373)	877	2,272	-	216	105,889
TRIDENT INSURANCE COMPANY	11	(45)	487	1,077	447	6,683	97,926	42,777	1,050	(210)	1,748	16,519	2,849	(130)	171,190
UAP INSURANCE COMPANY	-	52,585	15,323	23,753	(4,077)	11,787	482,316	365,432	-	751	44,823	71,048	1,033,315	8,010	2,105,066
XPLICO INSURANCE COMPANY	244	1,177	143	559	412	5,805	57,447	47,160	-	(515)	3,453	2,008	15,267	2,231	135,390
TOTAL	6,793	351,263	238,506	849,112	102,247	360,309	6,263,598	4,784,730	1,527,869	407,888	448,808	1,317,679	7,499,943	231,785	24,390,528
REINSURERS															
CONTINENTAL REINSURANCE	2,636	8,344	-	134,810	12,169	19,072	-	8,536	-	1,139	28	167	126,086	70,101	383,087
EAST AFRICA REINSURANCE	1,710	70,937	-	338,766	476	28,403	-	138,117	-	1,968	49	-	274,067	44,204	898,697
KENYA REINSURANCE CORPORATION	12,189	73,244	1,405	828,268	2,491	108,959	2,639	78,120	-	437,248	120,390	116	730,466	123,609	2,519,145
TOTAL	16,535	152,525	1,405	1,301,844	15,136	156,434	2,639	224,773	-	440,355	120,467	283	1,130,619	237,914	3,800,929
GRAND TOTAL	23,328	503,788	239,911	2,150,956	117,383	516,743	6,266,237	5,009,503	1,527,869	848,243	569,275	1,317,962	8,630,562	469,699	28,191,457

Amounts in Thousand Shillings

APPENDIX 11: SUMMARY OF INCURRED CLAIMS RATIOS UNDER GENERAL INSURANCE BUSINESS FOR THE PERIOD ENDED 30.06.2015

Company	Aviation	Engineering	Fire Domestic	Fire Industrial	Liability	Marine	Motor Private	Motor Commercial	Motor Commercial PSV	Personal Accident	Theft	Workmens' Compensation	Medical	Miscellaneous	Total
INSURERS															
AAR INSURANCE KENYA	0.0	0.0	0.0	0.0	-1.1	-4.3	0.0	0.0	0.0	19.8	7.2	26.5	66.2	42.5	65.3
AFRICAN MERCHANT ASSURANCE	0.0	26.6	-625.5	-47.5	96.6	580.2	52.9	52.3	77.1	731.6	-105.5	6.8	0.0	8.4	57.2
AIG INSURANCE COMPANY	8387.5	-72.9	60.4	-383.4	-43.8	-22.8	78.6	63.6	0.0	28.2	-695.6	5.9	0.0	128.0	59.1
APA INSURANCE COMPANY	-21.8	146.3	50.6	101.0	190.2	45.6	91.7	64.7	0.0	24.9	27.5	53.6	79.5	7.1	70.4
BRITAM GENERAL INSURANCE	0.0	-7.0	28.8	38.9	8.9	25.0	82.9	69.9	0.0	86.8	54.5	78.3	66.8	2.8	69.7
BRITISH AMERICAN INSURANCE	0.0	129.2	19.7	180.2	81.0	24.7	139.5	48.2	0.0	14.5	31.7	47.8	92.5	4.1	70.9
CANNON ASSURANCE COMPANY	0.0	350.6	120.2	177.3	-91.8	-0.3	37.2	7.9	0.0	960.3	12.0	72.6	0.0	-22.1	35.4
CIC GENERAL INSURANCE	0.0	64.4	24.8	42.2	53.0	-11.2	88.7	53.6	0.0	40.3	32.5	7.8	109.5	39.1	75.4
CORPORATE INSURANCE COMPANY	0.0	-608.3	-9.4	-71.0	224.5	-7590.9	25.3	-23.2	0.0	-27.5	-10.7	18.1	0.0	-4.8	6.6
DIRECTLINE ASSURANCE COMPANY	0.0	0.0	0.0	0.0	0.0	0.0	119.3	17.0	60.0	0.0	0.0	0.0	0.0	0.0	60.3
FIDELITY SHIELD INSURANCE	197866.7	-44.9	54.6	58.8	46.9	130.2	135.9	52.5	264.3	-46.9	118.9	33.4	0.0	77.4	68.4
FIRST ASSURANCE COMPANY	20.9	40.7	43.8	37.1	85.6	124.0	96.0	70.9	0.0	37.6	162.8	49.8	72.8	21.9	74.0
GA INSURANCE COMPANY	8.0	54.1	37.0	25.6	57.7	7.2	75.0	61.1	-1.5	58.4	52.7	73.5	78.1	42.9	55.5
GATEWAY INSURANCE COMPANY	0.0	-846.6	202.7	32.3	-2.0	-30800.0	125.1	122.6	53.9	581.8	110.8	9.9	47.8	12.0	80.4
GEMINIA INSURANCE COMPANY	0.0	98.7	25.5	236.9	-23.3	90.6	57.5	51.1	0.0	25.0	69.6	61.1	0.0	1.0	60.9
HERITAGE INSURANCE COMPANY	0.0	94.8	32.7	44.8	-3.4	24.9	67.1	37.3	-82.5	15.2	25.8	24.6	64.1	41.1	42.1
ICEA LION GENERAL INSURANCE	101.4	36.6	34.8	119.4	19.7	38.1	54.0	59.4	0.0	18.9	53.1	40.0	89.4	19.9	55.3
INTRA-AFRICA ASSURANCE	0.0	65.8	147.7	139.5	42.9	11.6	50.6	47.7	0.0	318.0	4.2	52.9	0.0	22.9	52.5
INVESCO ASSURANCE COMPANY	0.0	0.0	-237.1	-65.6	-380.4	0.0	26.0	65.8	53.0	-687.9	692.6	-256.9	0.0	0.0	51.4
JUBILEE INSURANCE COMPANY	0.0	132.9	37.2	24.1	127.0	25.0	85.5	75.8	0.0	36.2	69.7	20.0	74.1	7.5	67.9
KENINDIA ASSURANCE COMPANY	0.0	65.2	93.6	18.4	34.6	77.0	70.7	75.0	0.0	65.0	47.5	92.3	86.8	14.4	69.8
KENYA ORIENT INSURANCE	0.0	-113.7	17.3	29.2	32.7	24.1	53.8	74.6	0.0	30.5	-3.1	27.3	0.0	-25.4	51.2
MADISON INSURANCE COMPANY	0.0	-57.3	57.9	342.1	14.0	40.7	100.7	55.2	0.0	-35.2	-19.3	58.3	82.9	15.8	64.4
MAYFAIR INSURANCE COMPANY	0.0	166.9	67.3	131.2	-6.6	46.0	44.2	12.0	0.0	-73.1	5.0	42.6	0.0	10.8	36.0
OCCIDENTAL INSURANCE	0.0	180.9	127.8	-78.3	-59.0	-1.1	69.2	48.7	0.0	78.7	62.3	55.9	0.0	31.6	53.4
PACIS INSURANCE COMPANY	0.0	4.1	-59.2	-59.8	118.5	-102.6	-76.2	-33.2	0.0	348.8	56.5	-13.5	97.9	11.5	-71.1
PHOENIX OF EAST AFRICA	25.3	56.4	54.5	12.9	56.9	18.7	83.2	134.2	0.0	86.8	71.6	110.1	0.0	0.6	77.4
RESOLUTION INSURANCE COMPANY	0.0	0.0	0.0	0.0	0.0	0.0	0.0	0.0	0.0	0.0	0.0	0.0	0.0	61.0	58.3
SAHAM INSURANCE COMPANY	0.0	134.5	-41.1	241.7	38.9	-63.1	53.7	41.1	0.0	-1.2	139.9	24.5	87.2	160.8	82.5
TAKAFUL INSURANCE OF AFRICA	0.0	303.8	5.2	31.3	3.2	387.5	-37.4	16.6	0.0	2.8	-62.9	-4.6	0.0	105.8	39.2
TAUSI ASSURANCE COMPANY	0.0	90.4	120.3	378.5	-5.2	85.3	46.1	43.2	0.0	2.7	64.2	54.9	37.8	-1.7	66.1
THE KENYAN ALLIANCE INSURANCE	0.0	-16.4	13.1	53.7	-28.2	-2.6	66.3	19.5	0.0	63.7	-11.9	58.7	0.0	-234.0	42.2
THE MONARCH INSURANCE	0.0	10.4	6.5	14.3	15.9	1.1	40.1	34.9	0.0	-10.6	69.2	22.1	0.0	0.8	32.6
TRIDENT INSURANCE COMPANY	8.2	-1.1	15.8	13.3	26.1	54.8	83.5	34.7	27.6	-8.7	36.5	22.3	19.2	-0.7	44.0
UAP INSURANCE COMPANY	0.0	203.3	36.0	24.1	-10.1	49.7	95.2	71.6	0.0	2.3	59.4	53.5	71.3	52.1	71.3
XPLICCO INSURANCE COMPANY	3.1	-40.8	32.8	18.3	5.6	-1732.8	12.2	-102.4	0.0	-6.6	154.9	10.3	-263.0	7.2	19.9
TOTAL	26.1	98.7	45.2	73.8	16.1	45.5	77.5	57.1	52.4	33.4	42.6	47.9	78.4	21.9	63.3
REINSURERS															
CONTINENTAL REINSURANCE	148.6	17.9	0.0	57.3	60.5	1353.6	0.0	18.2	0.0	69.5	2.0	13.6	57.9	43.1	52.0
EAST AFRICA REINSURANCE	2.8	175.9	0.0	146.1	9.2	29.3	0.0	61.3	0.0	58.2	816.7	0.0	233.3	30.1	58.0
KENYA REINSURANCE	116.0	25.6	219.5	57.3	5.9	41.5	14.6	33.9	0.0	44.8	48.4	14.9	79.1	31.2	52.1
TOTAL	31.4	135.3	63.2	112.5	173.2	143.1	22116.4	997.4	126270.2	86.5	227.8	567.5	685.8	66.6	395.7

APPENDIX 12: SUMMARY OF UNDERWRITING PROFITS UNDER GENERAL INSURANCE BUSINESS FOR THE PERIOD ENDED 30.06.2015

Company	Aviation	Engineering	Fire Domestic	Fire Industrial	Liability	Marine	Motor Private	Motor Commercial	Motor Commercial PSV	Personal Accident	Theft	Workmens' Compensation	Medical	Miscellaneous	Total
INSURERS															
AAR INSURANCE KENYA	-	4	336	-	1,213	95	-	-	-	2,528	76	2,306	28,437	381	35,378
AFRICAN MERCHANT ASSURANCE	-	(34,085)	(357)	8,094	(3,150)	(872)	42,071	18,617	(9,169)	(42,710)	(7,201)	47,496	-	13,824	32,557
AIG INSURANCE COMPANY	12,385	(12,721)	4,698	(218,698)	254,313	(10,841)	10,227	29,970	(32,919)	79,802	67,203	45,118	-	(127)	228,408
APA INSURANCE COMPANY	25,751	(41,794)	1,982	(42,788)	(36,214)	12,469	(144,769)	33,843	-	17,270	30,935	29,566	(10,736)	78,674	(45,813)
BRITAM GENERAL INSURANCE	-	(2,041)	5,053	11,246	2,942	54	(54,711)	(28,422)	-	(23,031)	945	(9,949)	18,871	982	(78,062)
BRITISH AMERICAN INSURANCE	-	(8,697)	9,093	(41,055)	(1,369)	13,084	(324,480)	62,623	(84,751)	82,225	21,809	(7,674)	(114,990)	182,213	(211,969)
CANNON ASSURANCE COMPANY	-	(14,855)	(4,571)	(16,494)	3,606	7,048	28,136	108,557	(1,092)	(11,610)	12,044	(12,283)	(5,791)	6,310	99,005
CIC GENERAL INSURANCE COMPANY	-	7,109	10,441	(31,621)	(10,813)	38,113	(206,750)	117,566	-	2,038	6,559	39,164	(309,726)	(11,981)	(349,902)
CORPORATE INSURANCE COMPANY	4,859	(21,614)	(2,094)	(7,546)	(453)	(7,558)	5,330	40,278	(855)	5,901	17,530	4,818	-	12,147	50,744
DIRECT LINE ASSURANCE COMPANY	-	-	-	-	-	-	(2,634)	2,103	(51,359)	-	-	-	-	-	(51,889)
FIDELITY SHIELD INSURANCE	(4,140)	1,236	(593)	(14,755)	(83)	(10,623)	(105,279)	59,487	(6,393)	(13,019)	(9,002)	33,370	-	801	(68,993)
FIRST ASSURANCE COMPANY	746	19,087	173	2,704	(6,106)	(11,650)	(82,437)	(17,466)	-	3,866	(20,262)	3,547	76,823	40,291	9,315
GA INSURANCE COMPANY	(784)	12,258	8,997	66,964	3,028	68,209	(2,751)	25,047	23,680	1,549	10,246	(13,758)	22,157	14,361	239,204
GATEWAY INSURANCE COMPANY	-	(1,075)	(1,453)	(375)	854	218	(109,090)	(38,109)	(11,228)	(3,758)	(3,671)	6,352	33,850	(304)	(127,790)
GEMINIA INSURANCE COMPANY	-	(5,685)	4,903	(54,416)	4,658	(14,188)	14,305	34,398	-	2,767	1,347	(2,806)	974	4,733	(9,010)
HERITAGE INSURANCE COMPANY	(154)	(16,076)	11,736	(17,590)	16,232	6,121	(34,666)	37,650	20,550	27,423	9,615	28,189	12,244	(4,412)	96,863
ICEA LION GENERAL INSURANCE	4,781	18,989	6,413	(43,279)	6,148	21,435	(14,054)	14,867	-	33,202	12,063	26,984	(12,095)	5,084	80,537
INTRA-AFRICA ASSURANCE	-	(304)	(5,927)	(10,372)	384	9,479	16,768	13,242	-	(11,217)	15,435	1,172	-	12,592	41,252
INVESCO ASSURANCE COMPANY	-	438	1,025	(3,208)	(1,078)	312	48,187	(1,616)	(81,932)	(7,414)	(640)	3,479	-	(405)	(42,853)
JUBILEE INSURANCE COMPANY	5,885	(47,629)	5,752	36,500	(44,955)	13,513	(66,667)	(6,230)	-	60,180	1,691	38,590	115,371	122,114	234,115
KENINDIA ASSURANCE COMPANY	-	2,907	(8,729)	69,732	7,064	(14,617)	(265)	(11,560)	-	789	56,358	(65,943)	(4,506)	2,828	34,059
KENYA ORIENT INSURANCE	-	(9,749)	1,857	(7,474)	2,522	2,089	38,266	(94,098)	168,802	(6,703)	(48,895)	25,411	(7,218)	(11,406)	53,402
MADISON INSURANCE COMPANY	-	(5,743)	(2,780)	(37,159)	26,533	(941)	(57,301)	(2,642)	-	14,072	9,009	(1,108)	(7,152)	79,273	14,062
MAYFAIR INSURANCE COMPANY	(730)	(12,617)	(193)	(11,735)	(8,836)	7,589	53,321	87,059	(19,666)	5,660	5,336	38,992	(6,925)	14,862	152,115
OCCIDENTAL INSURANCE COMPANY	-	(5,039)	(9,310)	32,933	857	17,915	2,462	51,882	-	332	5,075	3,229	-	6,764	107,100
PACIS INSURANCE COMPANY	-	(2,075)	(2,702)	(11,591)	1,747	(1,218)	(32,278)	54,270	-	(1,852)	4,751	6,629	(8,336)	139	7,482
PHOENIX OF EAST AFRICA	12,494	(2,057)	(2,126)	1,211	(4,680)	(2,089)	(28,815)	(24,121)	-	(2,509)	(6,385)	(18,022)	-	1,073	(76,026)
RESOLUTION INSURANCE COMPANY	-	-	-	-	2,408	-	344	-	-	9,064	-	13,676	(49,832)	434	(23,907)
SAHAM INSURANCE COMPANY	-	(3,651)	2,333	1,032	221	644	(7,561)	(885)	528	(952)	(2,186)	498	(109)	(53,661)	(63,748)
TAKAFUL INSURANCE OF AFRICA	-	(21,307)	2,004	2,290	1,674	(19,576)	(135,276)	160,482	(37,128)	27,229	12,121	23,943	-	(4,339)	12,116
TAUSI ASSURANCE COMPANY	-	113	(9,527)	(33,952)	177	347	426	307	-	23	286	407	2,543	(2,447)	(41,296)
THE KENYAN ALLIANCE INSURANCE	-	(12,410)	1,270	(9,996)	4,085	1,799	(21,037)	72,053	-	(5,054)	12,855	(1,473)	-	2,100	44,192
THE MONARCH INSURANCE	-	(2,910)	(1)	5,908	(46)	2,331	27,525	3,228	-	3,936	(427)	1,032	-	11,122	51,699
TRIDENT INSURANCE COMPANY	(50)	27,848	1,299	9,075	80	(3,390)	(13,227)	37,161	2,187	1,982	2,370	38,418	14,223	12,004	129,979
UAP INSURANCE COMPANY	-	(36,339)	5,653	35,531	27,726	950	(173,902)	(22,382)	-	9,565	5,198	3,468	49,999	2,790	(91,743)
XPLICO INSURANCE COMPANY	(5,635)	(7,043)	(398)	(4,144)	462	(14,253)	196,600	(198,737)	184,786	(5,573)	(5,249)	(1,082)	(21,073)	181	118,842
TOTAL	55,408	(237,527)	34,257	(335,028)	251,151	111,998	(1,133,982)	618,422	64,041	256,001	216,939	331,756	(182,997)	538,995	589,434
REINSURERS															
CONTINENTAL REINSURANCE	(1,624)	18,288	-	4,836	(1,320)	(27,252)	-	26,617	-	(452)	1,303	561	25,563	43,307	89,827
EAST AFRICA REINSURANCE	59,162	(88,445)	336,087	(334,009)	(4,830)	33,896	(16,378)	65,493	(15,628)	(270)	(60)	224,145	(253,759)	31,131	36,535
KENYA REINSURANCE CORPORATION	(4,745)	90,144	(1,384)	36,773	24,906	55,546	13,541	114,551	-	186,410	31,442	427	(89,967)	94,026	551,668
TOTAL	52,793	19,987	334,703	(292,400)	18,756	62,190	(2,837)	206,661	(15,628)	185,688	32,685	225,133	(318,163)	168,464	678,032

Amounts in Thousand Shillings

APPENDIX 13: SUMMARY OF GENERAL INSURANCE BUSINESS REVENUE ACCOUNTS FOR THE PERIOD ENDED 30.06.2015

Company	Gross Direct Premium	Inward Reinsurance	Outward Reinsurance	Net Premium Written	UPR B/F	Unexpired Risk Reserve (B/F)	UPR C/F	Unexpired Risk Reserve (B/F)	Net Earned Premium Income	Incurred Claims	Net Commissions	Expense of Management	Underwriting Profit/(Loss)	Investment Income	Operating Profit
INSURERS															
AAR INSURANCE KENYA	2,236,032	-	241,123	1,994,910	1,563,220	-	1,968,368	-	1,589,762	1,038,602	193,677	322,104	35,378	54,784	90,162
AFRICAN MERCHANT ASSURANCE	1,449,840	14,952	298,203	1,166,589	564,704	-	605,035	-	1,126,258	644,056	82,349	367,296	32,557	88,225	120,783
AIG INSURANCE COMPANY	2,535,090	-	1,038,330	1,496,760	879,451	-	1,168,384	-	1,207,826	713,600	42,837	222,980	228,408	-	228,408
APA INSURANCE COMPANY	4,882,636	-	1,095,002	3,787,634	2,579,612	-	3,276,949	-	3,090,297	2,176,151	259,128	700,831	(45,813)	-	(45,813)
BRITAM GENERAL INSURANCE	1,557,729	13,218	341,713	1,229,234	912,027	-	1,087,970	-	1,053,291	734,659	63,637	333,057	(78,062)	-	(78,062)
BRITISH AMERICAN INSURANCE	2,529,977	-	229,210	2,300,767	1,852,042	97,207	1,872,517	126,556	2,250,944	1,596,150	266,101	600,661	(211,969)	160,922	(51,047)
CANNON ASSURANCE COMPANY	620,457	15,374	140,721	495,110	380,832	-	411,564	-	464,378	164,249	32,157	168,967	99,005	54,245	153,250
CIC GENERAL INSURANCE COMPANY	4,217,606	35,386	632,752	3,620,240	4,051,656	-	3,563,021	-	4,108,875	3,096,409	396,356	966,012	(349,902)	376,968	27,066
CORPORATE INSURANCE COMPANY	182,355	-	30,372	151,984	155,536	-	156,543	-	150,977	9,980	16,825	73,428	50,744	124,897	175,640
DIRECT LINE ASSURANCE COMPANY	1,260,464	-	31,834	1,228,630	660,403	-	673,080	-	1,215,953	733,054	122,866	411,922	(51,889)	-	(51,889)
FIDELITY SHIELD INSURANCE	985,584	-	204,293	781,291	422,930	-	573,594	-	630,628	431,132	64,052	204,437	(68,993)	-	(68,993)
FIRST ASSURANCE COMPANY	1,877,086	53,070	673,731	1,256,425	1,006,451	-	1,032,295	-	1,230,581	910,021	74,237	237,008	9,315	-	9,315
GA INSURANCE COMPANY	2,466,673	45,747	1,157,732	1,354,688	888,141	-	1,176,738	-	1,066,092	591,475	(29,263)	264,677	239,204	182,727	421,930
GATEWAY INSURANCE COMPANY	262,379	7,331	44,874	224,836	192,461	-	150,785	-	266,512	214,290	8,148	171,865	(127,790)	35,300	(92,491)
GEMINIA INSURANCE COMPANY	853,655	12,257	221,628	644,284	469,964	-	533,293	-	580,955	353,586	66,174	170,204	(9,010)	68,402	59,393
HERITAGE INSURANCE COMPANY	2,803,212	-	1,214,734	1,588,479	1,044,662	-	1,371,528	-	1,261,612	530,859	47,892	585,999	96,863	111,772	208,634
ICEA LION GENERAL INSURANCE	2,893,389	39,896	1,247,519	1,685,766	1,234,991	-	1,298,732	-	1,622,025	897,314	150,094	494,080	80,537	-	80,537
INTRA-AFRICA ASSURANCE	535,141	2,640	111,360	426,421	294,634	-	360,002	-	361,052	189,453	4,573	125,775	41,252	9,682	50,934
INVESCO ASSURANCE COMPANY	1,138,392	-	25,177	1,113,215	398,591	-	391,037	-	1,120,769	575,872	118,794	468,957	(42,853)	-	(42,853)
JUBILEE INSURANCE COMPANY	6,298,093	267,158	1,653,495	4,911,757	2,706,218	-	3,710,657	-	3,907,318	2,651,411	363,161	658,631	234,115	393,854	627,969
KENINDIA ASSURANCE COMPANY	1,856,194	33,047	782,612	1,106,629	932,602	-	900,801	-	1,138,430	795,009	2,298	307,064	34,059	92,132	126,190
KENYA ORIENT INSURANCE	1,107,200	14,887	75,101	1,046,986	854,820	-	946,956	-	957,850	490,167	123,447	290,834	53,402	-	53,402
MADISON INSURANCE COMPANY	1,165,185	-	61,968	1,103,216	480,218	-	725,736	-	857,698	552,099	77,795	213,742	14,062	22,807	36,869
MAYFAIR INSURANCE COMPANY	1,062,272	42,025	510,438	593,858	360,641	-	454,548	-	499,951	180,079	28,089	139,668	152,115	-	152,115
OCCIDENTAL INSURANCE COMPANY	975,313	8,885	356,221	627,978	510,132	-	546,717	-	591,392	315,805	55,107	113,381	107,100	75,572	182,672
PACIS INSURANCE COMPANY	573,934	-	144,710	429,224	337,253	-	386,404	-	380,072	158,281	50,384	163,925	7,482	40,388	47,870
PHOENIX OF EAST AFRICA	242,618	43,535	189,806	96,347	106,246	-	97,583	-	105,010	81,267	(7,254)	107,023	(76,026)	-	(76,026)
RESOLUTION INSURANCE COMPANY	1,597,243	-	967,044	630,199	1,140,352	-	1,167,022	-	603,528	352,116	(100,231)	375,550	(23,907)	19,608	(4,298)
SAHAM INSURANCE COMPANY	472,028	6,923	249,137	229,814	145,273	-	164,786	-	210,300	173,466	(4,589)	105,172	(63,748)	36,915	(26,833)
TAKAFUL INSURANCE OF AFRICA	370,551	-	29,907	340,644	294,654	-	326,763	-	308,534	121,039	41,564	133,816	12,116	19,941	32,056
TAUSI ASSURANCE COMPANY	530,188	4,432	202,385	332,235	192,554	-	269,259	-	255,530	168,833	19,121	108,873	(41,296)	-	(41,296)
THE KENYAN ALLIANCE INSURANCE	691,010	16,703	96,534	611,179	532,895	-	592,790	-	551,284	232,509	55,553	219,030	44,192	62,300	106,492
THE MONARCH INSURANCE	298,118	15,247	22,266	291,099	258,531	-	224,892	-	324,738	105,889	27,593	139,558	51,699	-	51,699
TRIDENT INSURANCE COMPANY	532,626	23,760	284,851	271,534	435,452	-	317,476	-	389,510	171,190	(30,022)	118,363	129,979	-	129,979
UAP INSURANCE COMPANY	4,009,996	67,116	759,104	3,318,008	2,371,976	-	2,736,280	-	2,953,703	2,105,066	255,024	685,357	(91,743)	-	(91,743)
XPLICO INSURANCE COMPANY	784,940	823	43,393	742,371	401,991	-	465,068	-	679,294	135,390	69,607	355,454	118,842	-	118,842
TOTAL	57,855,206	784,412	15,409,280	43,230,341	31,614,116	97,207	35,702,173	126,556	39,112,929	24,390,528	3,007,281	11,125,701	589,425	2,031,441	2,620,863
REINSURERS															
CONTINENTAL REINSURANCE	-	775,966	65,957	710,009	348,301	-	321,603	-	736,707	383,087	222,634	41,158	89,827	26,750	116,577
EAST AFRICA REINSURANCE	-	1,752,601	41,949	1,710,651	832,018	-	993,191	-	1,549,478	898,697	484,907	129,339	36,535	223,959	260,494
KENYA REINSURANCE CORPORATION	-	5,559,386	256,131	5,303,255	4,010,878	-	4,475,915	-	4,838,217	2,519,145	1,391,587	375,816	551,668	1,287,835	1,839,503
TOTAL	-	8,087,953	364,037	7,723,915	5,191,197	-	5,790,709	-	7,124,402	3,800,929	2,099,128	546,313	678,030	1,538,544	2,216,574
TOTAL	57,855,206	8,872,365	15,773,317	50,954,256	36,805,313	97,207	41,492,882	126,556	46,237,331	28,191,457	5,106,409	11,672,014	1,267,455	3,569,985	4,837,437

Amounts in Thousand Shillings

APPENDIX 14: SUMMARY OF LONG TERM INSURANCE BUSINESS BALANCE SHEETS AS AT 30.06.2015

Company	APA LIFE ASSURANCE COMPANY	BRITISH AMERICAN INSURANCE	CANNON ASSURANCE COMPANY	CAPEX LIFE ASSURANCE COMPANY	CIC LIFE ASSURANCE COMPANY	CONTINENTAL REINSURANCE	CORPORATE INSURANCE COMPANY	EAST AFRICA REINSURANCE	FIRST ASSURANCE COMPANY
Share Capital	250,000	180,000	150,000	150,000	800,000	300,000	150,000	300,000	150,000
Share Premium□	-	-	-	-	-	-	-	-	-
Revaluation Reserves	21,729	-	-	777	37,922	1,293	-	300,964	-
Statutory Reserves	171,176	5,990,595	435,418	38,829	1,086,382	21,057	128,586	-	115,565
Retained Earnings	33,479	-	-	-	-	-	-	-	-
Other Reserves	-	-	452,816	48,793	55,555	84,052	-	-	-
Total Equity □	476,384	6,170,595	1,038,234	238,399	1,979,859	406,401	278,586	600,964	265,565
Underwriting Provisions	146,614	430,015	62,998	10,184	469,648	18,515	15,957	80,519	7,648
Actuarial Contract Liabilities	2,739,373	32,421,466	450,635	42,502	3,868,342	-	506,326	193,652	16,477
LongTerm Liabilities	38,793	2,522,127	175,652	145,112	416,002	36,022	-	128,987	49,527
Current Liabilities	67,437	537,344	74,018	11,235	384,487	22,949	47,376	119,093	31,259
Total Equity And Liabilities	3,468,601	42,081,546	1,801,537	447,433	7,118,338	483,888	848,245	1,123,215	370,477
Land And Buildings	-	368,092	92,323	-	-	-	-	-	-
Investment Property	360,000	5,470,654	856,149	365,000	1,864,029	-	324,000	-	75,000
Other Fixed Assets	17,084	771,113	5,802	5,921	224,364	-	616	-	105
Government Securities	1,149,000	10,409,975	355,037	61,646	1,845,028	145,621	174,500	235,592	74,070
Other Securities	34,683	-	-	-	612,356	-	-	-	-
Investment in Related Companies	-	5,639,674	-	-	-	-	-	-	-
Corporate Bonds	92,056	834,571	22,166	1,900	196,121	42,127	-	54,094	-
Commercial Papers	59,985	37,647	-	-	-	20,576	-	-	-
Debentures	-	-	-	-	-	-	-	-	-
Ordinary Shares Quoted	762,202	6,788,020	169,308	1,287	250,772	65,565	2,278	22,133	8,292
Ordinary Shares Unquoted	34,517	108,873	4,911	-	-	-	1,468	-	-
Preference Shares Quoted	-	-	-	-	-	-	-	-	-
Preference Shares Unquoted	-	-	-	-	-	-	-	-	-
Loans Secured & Unsecured	14,545	566,713	15,226	-	247,841	-	46,719	-	-
Mortgages	4,700	902,181	101,212	-	186,640	-	-	-	-
Term Deposits	671,920	1,020,895	79,933	-	1,269,290	147,947	160,866	603,068	182,983
Cash and Cash Balances	23,744	-	8,554	2,347	64,443	4,393	83,705	26,042	2,939
Outstanding Premiums	110,707	791,100	12,547	8,246	201,045	47,993	-	142,124	18,321
Other Receivables	101,865	1,381,265	-	-	104,691	-	54,092	20,906	-
Other Assets	4,574	6,243,524	75,624	1,048	-	9,665	-	15,827	8,768
Intangible Assets	27,019	747,249	2,745	38	51,719	-	-	3,428	-
Total Assets	3,468,601	42,081,546	1,801,537	447,433	7,118,338	483,888	848,245	1,123,215	370,477

Amounts in Thousand Shillings

Continued next page

Continued from previous page

APPENDIX 14: SUMMARY OF LONG TERM INSURANCE BUSINESS BALANCE SHEETS AS AT 30.06.2015										
Company	GA LIFE INSURANCE COMPANY	GEMINIA INSURANCE COMPANY	ICEA LION LIFE ASSURANCE COMPANY	JUBILEE INSURANCE COMPANY	KENINDIA ASSURANCE COMPANY	KENYA ORIENT LIFE ASSURANCE	KENYA REINSURANCE CORPORATION	LIBERTY LIFE ASSURANCE	MADISON INSURANCE COMPANY	METROPOLITAN LIFE ASSURANCE
Share Capital	200,000	150,000	450,000	500,000	161,388	150,000	-	612,340	150,000	416,725
Share Premium	-	-	-	-	-	-	-	-	-	491,068
Revaluation Reserves	-	-	-	-	-	-	-	300,615	-	-
Statutory Reserves	56,449	-	4,906,010	2,143,234	318,516	-	2,780,960	1,355,010	732,828	-
Retained Earnings	3,914	-	1,875,766	-	19,011	(22,288)	-	(113,309)	62,000	(739,583)
Other Reserves	-	-	-	-	-	-	-	-	-	-
Total Equity	260,363	150,000	7,231,775	2,643,234	498,915	127,712	2,780,960	2,154,655	944,828	168,210
Underwriting Provisions	-	-	132,485	524,777	38,837	-	-	350,126	62,298	62,396
Actuarial Contract Liabilities	1,894,637	-	39,154,225	39,761,514	19,799,116	293,490	2,097,681	19,788,679	5,050,426	524,334
LongTerm Liabilities	385	-	1,320,562	-	-	-	-	538,470	-	-
Current Liabilities	19,611	424,798	262,468	833,152	263,310	20,595	1,259,982	554,195	492,380	71,855
Total Equity And Liabilities	2,174,997	574,798	48,101,516	43,762,677	20,600,178	441,797	6,138,623	23,386,126	6,549,932	826,795
Land And Buildings	-	-	-	-	13,608	-	-	450,623	-	-
Investment Property	555,843	-	10,169,884	3,729,682	1,100,545	-	1,200,000	1,015,000	2,865,000	-
Other Fixed Assets	1,076	-	200,290	39,306	19,523	14,784	-	160,976	58,383	4,588
Government Securities	891,068	204,100	26,665,200	19,699,212	18,284,113	102,005	1,523,101	10,059,454	1,080,179	252,064
Other Securities	-	-	-	-	-	-	-	-	38,095	-
Investment in Related Companies	-	-	676,490	1,678,518	-	-	-	-	-	-
Corporate Bonds	143,534	-	1,494,469	2,004,307	-	19,041	-	2,531,207	97,384	123,167
Commercial Papers	-	-	-	-	53,639	-	-	-	52,298	-
Debentures	-	-	-	-	-	-	-	-	-	-
Ordinary Shares Quoted	40,239	-	6,075,852	6,784,669	231,522	-	-	3,412,367	206,379	90,665
Ordinary Shares Unquoted	-	-	-	1,744,541	675	20,400	-	4,304	1,538,708	-
Preference Shares Quoted	-	-	1,877	-	-	-	-	-	-	-
Preference Shares Unquoted	-	-	-	-	-	-	-	-	-	-
Loans Secured & Unsecured	544	-	335,160	388,778	86,038	-	-	1,024,843	264,295	1,574
Mortgages	-	-	364,123	39,011	4,813	-	-	276,898	9,157	-
Term Deposits	524,484	334,899	1,845,466	6,396,407	731,924	158,752	3,227,943	3,581,019	224,717	130,919
Cash and Cash Balances	18,201	19,271	36,681	144,911	26,386	9,900	14,359	106,316	17,203	31,575
Outstanding Premiums	-	-	7,408	599,547	-	19,852	173,220	362,828	12,564	121,589
Other Receivables	-	-	53,992	513,295	43,130	-	-	133,242	85,569	37,421
Other Assets	9	16,527	131,713	-	-	90,797	-	225,444	-	1,295
Intangible Assets	-	-	42,911	492	4,264	6,264	-	41,604	-	31,938
Total Assets	2,174,997	574,798	48,101,516	43,762,677	20,600,178	441,797	6,138,623	23,386,126	6,549,932	826,795

Amounts in Thousand Shillings

Continued next page

Continued from previous page

APPENDIX 14: SUMMARY OF LONG TERM INSURANCE BUSINESS BALANCE SHEETS AS AT 30.06.2015										
Company	OLD MUTUAL ASSURANCE COMPANY	PAN AFRICA INSURANCE COMPANY	PIONEER ASSURANCE COMPANY	PRUDENTIAL LIFE ASSURANCE	SAHAM INSURANCE COMPANY	TAKAFUL INSURANCE OF AFRICA	THE KENYAN ALLIANCE INSURANCE	THE MONARCH INSURANCE COMPANY	UAP LIFE ASSURANCE COMPANY	TOTAL
Share Capital	2,174,871	200,000	150,000	250,000	150,000	-	150,000	154,976	635,456	9,085,756
Share Premium	1,884,957	30,260	-	369,064	-	-	-	-	8,637	2,783,986
Revaluation Reserves	-	-	-	-	9,284	-	-	-	27,534	700,118
Statutory Reserves	-	1,992,310	277,113	(148,978)	-	-	6,000	42,135	(95,942)	22,353,253
Retained Earnings	(1,006,297)	(667,514)	213,667	-	2,533	-	39,609	-	(155,883)	(454,895)
Other Reserves	-	-	-	-	-	-	-	151,510	-	792,726
Total Equity	3,053,530	1,555,056	640,780	470,087	161,818	-	195,609	348,621	419,802	35,260,942
Underwriting Provisions	465,836	393,917	72,892	129,825	3,931	-	63,390	48,926	503,910	4,095,644
Actuarial Contract Liabilities	10,085,733	19,455,294	940,123	391,208	867,504	-	1,064,669	103,869	7,390,717	208,901,992
LongTerm Liabilities	-	-	118,763	-	1,827	-	16,975	21,572	-	5,530,776
Current Liabilities	695,525	942,743	44,332	25,869	14,958	-	7,448	52,114	253,406	7,533,939
Total Equity And Liabilities	14,300,625	22,347,010	1,816,889	1,016,989	1,050,038	-	1,348,092	575,101	8,567,836	261,323,299
Land And Buildings	857,434	196,050	-	-	-	-	-	-	-	1,978,130
Investment Property	891,000	1,007,000	603,059	-	74,000	-	-	281,125	880,000	33,686,970
Other Fixed Assets	55,083	88,500	22,418	20,831	4,323	-	2,675	32,311	36,330	1,786,402
Government Securities	3,616,141	11,303,914	206,243	259,880	278,626	-	101,450	83,425	3,094,874	112,155,518
Other Securities	18,020	984,292	-	-	-	-	-	-	-	1,687,446
Investment in Related Companies	-	-	-	-	-	-	-	15,000	-	8,009,682
Corporate Bonds	628,152	1,155,671	-	-	73,571	-	50,000	-	867,977	10,431,515
Commercial Papers	-	1,658,905	-	-	-	-	-	-	421,196	2,304,246
Debentures	-	-	-	-	-	-	-	-	-	-
Ordinary Shares Quoted	4,467,876	3,006,046	11,240	-	14,983	-	-	-	2,551,732	34,963,427
Ordinary Shares Unquoted	342,797	-	4,441	-	-	-	-	-	38,988	3,844,623
Preference Shares Quoted	-	-	-	-	-	-	-	-	-	1,877
Preference Shares Unquoted	-	-	-	-	-	-	-	-	-	-
Loans Secured & Unsecured	225,092	603,313	130,479	17,004	7,692	-	13,584	-	8,523	3,997,963
Mortgages	29,152	364,216	-	-	-	-	-	-	18,661	2,300,764
Term Deposits	2,632,872	1,085,739	187,375	-	576,082	-	977,169	1,066	31,780	26,785,515
Cash and Cash Balances	184,703	293,135	9,528	686,987	5,207	-	947	1,824	70,270	1,893,571
Outstanding Premiums	61,882	392,825	473,942	6,609	4,215	-	147,565	75,149	431,935	4,223,213
Other Receivables	61,741	-	117,048	781	-	-	-	-	50,678	2,759,716
Other Assets	227,997	77,135	43,031	24,773	11,341	-	54,702	78,291	64,892	7,406,977
Intangible Assets	682	130,269	8,085	124	-	-	-	6,910	-	1,105,741
Total Assets	14,300,625	22,347,010	1,816,889	1,016,989	1,050,038	-	1,348,092	575,101	8,567,836	261,323,299

Amounts in Thousand Shillings

APPENDIX 15: SUMMARY OF GENERAL INSURANCE BUSINESS BALANCE SHEETS AS AT 30.06.2015

Company	AAR INSURANCE KENYA	AFRICAN MERCHANT ASSURANCE COMPANY	AIG INSURANCE COMPANY	APA INSURANCE COMPANY	BRITAM GENERAL INSURANCE COMPANY	BRITISH AMERICAN INSURANCE COMPANY	CANNON ASSURANCE COMPANY	CIC GENERAL INSURANCE COMPANY	CONTINENTAL REINSURANCE	CORPORATE INSURANCE COMPANY
Share Capital	400,000	770,000	450,000	1,250,000	550,000	700,000	300,000	1,700,000	500,000	300,000
Share Premium	600,523	-	-	-	-	-	-	-	-	-
Revaluation Reserves	-	-	(48,844)	54,281	-	-	274,154	(13,129)	1,481	-
Statutory Reserves	-	-	-	-	-	-	-	-	-	-
Retained Earnings	(415,630)	542,419	1,484,380	2,554,197	43,839	992,776	250,463	1,932,409	81,673	631,643
Other Reserves	-	9,863	-	853,457	-	251,553	-	25,321	-	-
Total Equity	584,892	1,322,282	1,885,536	4,711,935	593,839	1,944,329	824,616	3,644,601	583,154	931,643
Underwriting Provisions	2,238,132	1,515,784	2,016,796	8,060,823	2,316,313	3,347,311	1,302,787	6,924,358	518,209	305,652
Actuarial Contract Liabilities	-	-	-	-	-	-	-	-	-	-
LongTerm Liabilities	-	10,798	-	-	-	-	-	-	-	-
Current Liabilities	285,686	170,937	861,032	602,988	599,172	97,093	145,173	247,679	276,415	171,444
Total Equity And Liabilities	3,108,711	3,019,802	4,763,363	13,375,746	3,509,324	5,388,733	2,272,576	10,816,639	1,377,779	1,408,739
Land And Buildings	-	49,797	-	-	-	6,643	92,323	274,554	-	-
Investment Property	-	497,500	600,000	943,000	-	-	260,000	1,360,000	-	780,000
Other Fixed Assets	35,358	93,854	69,332	94,123	16,624	197,445	15,370	360,267	25,680	4,366
Government Securities	348,134	223,000	2,284,015	4,044,944	325,000	2,273,582	379,705	1,233,857	196,756	113,400
Other Securities	-	-	-	-	660,051	-	-	448,233	-	-
Investment in Related Companies	-	-	-	474,225	215,588	-	30,000	-	-	-
Corporate Bonds	-	24,634	-	-	62,600	455,922	34,979	-	65,248	-
Commercial Papers	-	-	-	314,104	-	22,049	-	170,346	30,783	-
Debentures	-	-	-	-	-	-	-	-	-	-
Ordinary Shares Quoted	-	15,076	-	2,500,226	403,218	199,842	495,831	304,925	123,474	3,779
Ordinary Shares Unquoted	-	-	-	52,369	-	10,367	254,266	17,669	-	230
Preference Shares Quoted	-	-	-	-	-	-	-	-	-	-
Preference Shares Unquoted	-	-	-	-	-	-	-	-	-	-
Loans Secured & Unsecured	-	13,542	42,003	96,067	-	-	8,490	317,138	3,547	-
Mortgages	-	-	-	11,350	-	-	48,427	-	13,780	-
Term Deposits	1,641,931	1,161,721	282,746	2,088,470	630,149	266,357	100,715	2,621,385	211,290	213,102
Cash and Cash Balances	70,905	77,218	492,785	2,675	34,280	91,335	3,407	62,356	41,299	35,390
Outstanding Premiums	562,160	658,728	949,615	2,078,973	921,614	1,015,331	271,119	2,509,565	554,070	212,792
Other Receivables	420,956	55,784	-	167,688	62,583	369,205	172,336	733,765	-	32,240
Other Assets	-	137,301	42,868	145,039	42,197	74,252	25,615	19,659	18,930	-
Intangible Assets	29,268	11,646	-	362,493	135,420	406,402	79,993	382,923	92,923	13,439
Total Assets	3,108,711	3,019,802	4,763,363	13,375,746	3,509,324	5,388,733	2,272,576	10,816,639	1,377,779	1,408,739

Amounts in thousand Shillings

Continued next page

Continued from previous page

APPENDIX 15: SUMMARY OF GENERAL INSURANCE BUSINESS BALANCE SHEETS AS AT 30.06.2015										
Company	DIRECTLINE ASSURANCE COMPANY	EAST AFRICA REINSURANCE COMPANY	FIDELITY SHIELD INSURANCE COMPANY	FIRST ASSURANCE COMPANY	GA GENERAL INSURANCE COMPANY	GATEWAY INSURANCE COMPANY	GEMINIA INSURANCE COMPANY LIMITED	HERITAGE INSURANCE COMPANY	ICEA LION GENERAL INSURANCE COMPANY	INTRA-AFRICA ASSURANCE COMPANY
Share Capital	300,000	1,000,000	450,000	450,000	450,000	452,909	300,000	500,000	600,000	300,000
Share Premium	-	-	-	-	-	135	-	-	-	-
Revaluation Reserves	12,129	231,693	80,697	132,308	829,766	-	326,992	-	451,313	291,872
Statutory Reserves	-	-	-	-	-	-	-	-	-	-
Retained Earnings	476,440	996,022	471,630	1,244,907	1,128,092	91,579	611,561	1,720,005	2,437,915	185,043
Other Reserves	-	11,225	-	-	219,566	-	87,938	-	-	7,500
Total Equity	788,569	2,238,940	1,002,327	1,827,215	2,627,424	544,623	1,326,491	2,220,005	3,489,228	784,415
Underwriting Provisions	3,547,742	2,794,435	1,816,379	2,515,279	4,081,223	1,213,078	1,682,011	2,589,608	4,098,099	830,488
Actuarial Contract Liabilities	-	-	-	-	-	-	-	-	-	-
LongTerm Liabilities	-	90,476	16,616	-	-	49,853	969	-	479,041	-
Current Liabilities	45,204	827,528	306,644	672,976	1,215,254	161,932	167,640	678,376	733,898	16,708
Total Equity And Liabilities	4,381,515	5,951,379	3,141,966	5,015,469	7,923,901	1,969,486	3,177,111	5,487,988	8,800,266	1,631,612
Land And Buildings	-	400,788	243,885	180,931	1,165,500	-	19,762	120,000	-	120,800
Investment Property	299,400	736,308	795,411	1,435,413	1,273,290	984,000	721,000	-	2,355,000	270,000
Other Fixed Assets	86,186	3,828	43,537	24,208	45,832	24,771	37,547	113,626	175,046	23,499
Government Securities	1,114,973	589,383	196,039	446,059	1,097,329	214,700	428,000	1,707,569	3,063,991	230,200
Other Securities	-	-	-	-	-	-	-	-	-	-
Investment in Related Companies	-	-	-	52,929	308,827	-	-	88,369	50,147	-
Corporate Bonds	-	371,849	-	73,702	295,900	15,000	24,300	213,498	299,007	-
Commercial Papers	849,296	-	-	-	40,963	-	-	-	21,014	-
Debentures	-	-	-	-	-	-	-	-	-	-
Ordinary Shares Quoted	264,185	95,926	131,708	66,689	460,351	3,709	192,691	188,375	930,320	72,335
Ordinary Shares Unquoted	-	-	-	-	184,898	82,322	260,988	-	15,492	-
Preference Shares Quoted	-	-	-	-	-	-	-	-	-	-
Preference Shares Unquoted	-	-	-	-	-	-	-	-	-	-
Loans Secured & Unsecured	-	5,243	8,483	27,576	302,861	4,601	17,750	74,132	-	7,777
Mortgages	-	30,951	24,311	-	-	-	-	286,667	-	12,733
Term Deposits	763,060	2,180,328	132,919	1,533,973	1,259,454	471,637	912,319	864,690	217,759	224,298
Cash and Cash Balances	680,671	47,023	42,585	41,332	-	22,864	31,168	548,761	59,576	50,700
Outstanding Premiums	-	753,234	1,198,561	808,233	1,112,568	97,263	245,489	899,493	973,492	498,481
Other Receivables	-	81,674	-	10,892	3,486	-	49,973	122,560	97,499	92,117
Other Assets	210,224	190,475	266,512	214,670	68,435	45,017	234,235	234,550	269,084	4,578
Intangible Assets	113,520	464,370	58,014	98,861	304,206	3,602	1,890	25,699	272,839	24,093
Total Assets	4,381,515	5,951,379	3,141,966	5,015,469	7,923,901	1,969,486	3,177,111	5,487,988	8,800,266	1,631,612

Amounts in thousand Shillings

Continued next page

Continued from previous page

APPENDIX 15: SUMMARY OF GENERAL INSURANCE BUSINESS BALANCE SHEETS AS AT 30.06.2015										
Company	INVESCO ASSURANCE COMPANY	JUBILEE INSURANCE COMPANY	KENINDIA ASSURANCE COMPANY	KENYA ORIENT INSURANCE COMPANY	KENYA REINSURANCE CORPORATION	MADISON INSURANCE COMPANY	MAYFAIR INSURANCE COMPANY	OCCIDENTAL INSURANCE COMPANY	PACIS INSURANCE COMPANY	PHOENIX OF EAST AFRICA ASSURANCE
Share Capital	1,680,000	2,000,000	400,000	810,721	1,749,873	300,000	525,000	346,500	300,000	300,000
Share Premium	-	-	1,198	-	-	-	-	-	5,817	-
Revaluation Reserves	1,325	616,025	47,712	390,712	6,965	-	357,341	18,214	-	204,503
Statutory Reserves	-	-	-	-	-	-	-	-	-	-
Retained Earnings	- 1,371,304	3,293,361	662,018	110,718	14,739,646	452,426	479,546	603,578	414,855	1,097,185
Other Reserves	-	-	236,119	50,000	2,215,905	-	74,783	-	1,226	-
Total Equity	310,021	5,909,386	1,347,047	1,362,152	18,712,389	752,426	1,436,670	968,292	721,773	1,601,688
Underwriting Provisions	2,843,454	6,759,045	2,760,807	1,137,182	9,052,183	1,073,820	1,557,927	1,257,041	882,981	250,419
Actuarial Contract Liabilities	-	-	-	-	-	-	-	-	-	-
LongTerm Liabilities	73,893	-	64,141	64,177	-	-	-	-	-	-
Current Liabilities	87,260	861,687	1,195,384	234,634	411,996	89,291	494,618	94,132	78,538	45,777
Total Equity And Liabilities	3,314,628	13,530,118	5,367,378	2,798,145	28,176,568	1,915,537	3,489,216	2,319,465	1,683,292	1,897,883
Land And Buildings	77,400	-	588,524	81,596	56,892	-	182,564	-	75,500	-
Investment Property	1,178,480	-	1,326,086	413,481	6,013,967	192,000	390,756	440,841	688,145	-
Other Fixed Assets	68,448	48,091	73,920	49,692	79,829	56,944	74,064	27,143	47,746	28,442
Government Securities	184,000	2,904,810	853,221	173,839	7,194,576	164,951	410,100	632,993	151,570	163,000
Other Securities	-	-	-	-	-	1	-	-	-	-
Investment in Related Companies	-	1,601,528	81,905	26,685	2,008,062	-	263,833	-	-	143,807
Corporate Bonds	-	227,325	-	5,245	482,175	-	110,900	16,369	-	-
Commercial Papers	-	-	51,613	-	-	57,984	20,000	-	-	-
Debentures	-	-	-	-	-	-	-	-	-	-
Ordinary Shares Quoted	3,398	2,438,681	84,981	4,395	2,941,871	-	270,128	128,307	2,664	355,283
Ordinary Shares Unquoted	-	567,415	122,779	1,070,651	167,113	317,169	558,135	100,825	1,533	-
Preference Shares Quoted	-	411	-	-	129	-	-	-	-	-
Preference Shares Unquoted	-	-	-	-	-	-	-	-	-	-
Loans Secured & Unsecured	-	25,287	900	-	-	-	13,159	-	-	6,968
Mortgages	-	-	-	-	672,110	-	-	-	-	-
Term Deposits	315,101	1,607,231	547,952	93,627	3,705,054	262,613	614,555	436,803	50,400	798,957
Cash and Cash Balances	59,881	143,974	249,763	-	476,581	65,576	64,398	43,730	21,590	-
Outstanding Premiums	639,706	3,144,559	544,875	505,824	2,305,773	541,018	267,043	412,103	483,487	157,683
Other Receivables	301,422	380,302	-	157,296	455,869	118,120	28,525	62,478	126,469	7,035
Other Assets	-	86,655	839,345	94,991	265,346	24,780	217,328	17,874	17,310	217,881
Intangible Assets	486,792	353,850	1,515	120,822	1,351,219	114,383	3,727	-	16,878	18,828
Total Assets	3,314,628	13,530,118	5,367,378	2,798,145	28,176,568	1,915,537	3,489,216	2,319,465	1,683,292	1,897,883

Amounts in thousand Shillings

Continued next page

Continued from previous page

APPENDIX 15: SUMMARY OF GENERAL INSURANCE BUSINESS BALANCE SHEETS AS AT 30.06.2015										
Company	RESOLUTION INSURANCE COMPANY	SAHAM INSURANCE COMPANY	TAKAFUL INSURANCE OF AFRICA	TAUSI ASSURANCE COMPANY	THE KENYAN ALLIANCE INSURANCE COMPANY	THE MONARCH INSURANCE COMPANY	TRIDENT INSURANCE COMPANY	UAP INSURANCE COMPANY	XPLICO INSURANCE COMPANY	TOTAL
Share Capital	330,000	300,000	450,203	502,244	300,000	316,476	500,000	600,000	407,500	23,841,426
Share Premium	270,000	-	30,000	-	-	-	-	-	-	907,673
Revaluation Reserves	4,324	2,745	-	114,158	72,384	-	205,130	2,293,434	19,670	6,979,229
Statutory Reserves	-	-	-	-	-	-	-	-	-	-
Retained Earnings	58,849	113,368	110,370	224,765	1,074,879	101,464	1,523,026	5,084,909	146,545	46,043,129
Other Reserves	-	-	186,400	1,398	12,602	33,300	25,000	-	-	4,300,360
Total Equity	545,475	416,112	556,234	839,769	1,459,865	451,240	2,253,156	7,978,342	573,715	82,071,816
Underwriting Provisions	4,361,078	294,729	621,636	844,700	1,386,426	414,093	1,544,622	5,518,192	645,580	96,920,422
Actuarial Contract Liabilities	-	-	-	-	-	-	-	-	-	-
LongTerm Liabilities	-	-	-	38,219	49,978	-	45,729	-	-	983,890
Current Liabilities	62,080	145,463	124,128	161,144	192,944	33,888	252,963	1,131,999	203,098	14,184,803
Total Equity And Liabilities	4,968,634	856,304	1,301,997	1,883,831	3,089,212	899,221	4,096,470	14,628,533	1,422,393	194,160,930
Land And Buildings	-	-	-	218,923	92,019	-	231,034	2,700	77,300	4,359,435
Investment Property	-	-	-	-	1,390,645	275,775	1,345,399	3,450,000	-	30,415,897
Other Fixed Assets	134,775	16,009	26,740	21,884	45,331	1,914	20,207	76,284	138,613	2,526,575
Government Securities	145,859	247,569	80,840	669,196	150,000	101,298	289,450	1,914,432	80,000	37,022,340
Other Securities	-	-	-	32,503	-	-	19,562	-	103,000	1,263,350
Investment in Related Companies	-	-	60,000	-	-	-	-	-	25,251	5,431,156
Corporate Bonds	-	80,467	78,709	-	25,650	-	26,250	588,108	-	3,577,837
Commercial Papers	-	-	-	-	-	-	-	265,143	-	1,843,295
Debentures	-	-	-	-	-	-	-	-	-	-
Ordinary Shares Quoted	-	43,616	-	198,461	36,581	1	8,048	3,432,987	-	16,402,062
Ordinary Shares UnQuoted	-	-	-	7,233	-	59	7,985	54,404	-	3,853,902
Preference Shares Quoted	-	-	-	-	-	-	-	-	-	540
Preference Shares Unquoted	-	-	-	-	-	-	-	-	-	-
Loans Secured & Unsecured	9,484	10,189	-	2,386	14,595	-	1,380,665	1,055,991	1,617	3,450,451
Mortgages	-	-	-	121,702	-	-	-	215,229	-	1,437,260
Term Deposits	150,394	284,585	357,112	325,225	710,580	28,505	15,905	244,625	337,231	28,664,758
Cash and Cash Balances	16,255	82,216	187,287	41,009	-	3,248	10,708	211,571	20,128	4,134,245
Outstanding Premiums	3,848,710	57,255	384,947	49,615	481,623	321,074	633,986	1,843,168	436,644	33,379,874
Other Receivables	300,948	-	-	67,353	-	3,980	75,877	534,421	131,887	5,224,740
Other Assets	193,535	34,398	85,005	126,899	64,084	125,209	7,205	486,878	59,123	5,207,487
Intangible Assets	168,674	-	41,357	1,442	78,104	38,157	24,190	252,591	11,599	5,965,729
Total Assets	4,968,634	856,304	1,301,997	1,883,831	3,089,212	899,221	4,096,470	14,628,533	1,422,393	194,160,930

Amounts in thousand Shillings