



IRA

INSURANCE REGULATORY AUTHORITY

Insurance Industry Report for the Period

January – September 2014

Third Quarter Release

November, 2014

INTRODUCTION

About Insurance Regulatory Authority

The Insurance Regulatory Authority (IRA) is a State Corporation whose mandate is to regulate, supervise and develop the insurance industry in Kenya. The key players regulated by IRA are Insurance Companies, Re-Insurance Companies, Insurance Brokers, Insurance Agents, Motor Assessors, Insurance Investigators, Insurance Surveyors, Loss Adjustors, Claim Settling Agents and Risk Managers.

The Authority has been working with various stakeholders locally, regionally and internationally to put in place policies that enhance the regulatory environment for the insurance sector growth and insurance penetration in the country.

About this release

This is the third quarter 2014 release which provides market information and statistical overview of the insurance industry in Kenya for the period January 2014 to September 2014.

Disclaimer

The information contained in this report has been extracted from the quarterly unaudited returns submitted to the Authority in line with Section 54 of the Insurance Act. No adjustments have been made to the data in the returns except where necessary in consultation with the insurer(s) or reinsurer(s).

All the amounts are given in thousand Kenya shillings ('000' KES) except where otherwise stated.

Industry highlights

The following are the recent developments in the insurance industry in Kenya.

Insurance growth & Micro insurance

The insurance industry in Kenya has consistently recorded double digit growth for the last 10 years in terms of business volume, asset base and investments. The consistent growth can be attributed to the Authority's efforts in developing and growing the insurance industry in Kenya in line with its mandate. Key here has been the recognition of micro insurance and the vital role it can play in deepening insurance access and penetration by insuring the low income population; the majority population in Kenya.

To harness the full potential from micro insurance the Authority is developing a micro insurance framework encompassing a micro insurance policy paper, micro insurance regulations and guidelines. This will provide an operational and supervisory guidance for micro insurance products in the market.

Micro insurance premiums have been on the rise. By September 2014, a total of KES 444.42 million were reported under micro insurance class of business compared to KES 202.54 million of premiums reported by the end on the previous year. This two fold growth is indicative of increasing uptake of micro insurance products in the market.

Mergers and Acquisitions

Kenyan insurance industry is amongst the top insurance markets in Africa in terms of attractiveness and growth potential. In this category is Nigeria and Ghana. The relatively untapped insurance market presents a great opportunity for insurance groups in Africa and elsewhere. The rising insurance penetration, increasing middle income class and the discovery of oil in Kenya has attracted foreign insurers into the market.

Over the past two years, strategic acquisitions have been evident in the Kenyan market. These have enabled new entrants into the market as well as aiding strategic alliances aimed at greater growth.

Insurance and investment groups that have acquired stakes in existing companies in the market recently include Metropolitan International Holdings, Prudential PLC, Pan Africa Insurance Holdings Limited and LeapFrog II Holdings Limited. These acquisitions are indicative of increasing investor confidence in the industry and present a greater growth potential and stability for the insurance industry in Kenya.

Insurance activities not under regulation in Kenya

There are organizations that conduct insurance business in Kenya but are not in the ambit of supervision by the Insurance Regulatory Authority. These include the National Hospital Insurance Fund and the regional trade credit insurer - Africa Trade Insurance Agency (ATI)

- **National Hospital Insurance Fund (NHIF)**

National Hospital Insurance Fund is a state corporation mandated to provide medical insurance cover to all its members and their declared dependants (spouse and children). The NHIF membership is open to all Kenyans who have attained the age of 18 years and years and have a monthly income of more than KES 1000.

In the period to June 2014, the fund collected KES 9.32 billion in member contributions compared to KES 12.23 billion collected by the end of June 2013. The falling contribution can be indicative of falling voluntary contributions due to members withdrawing as the appreciation for conventional medical insurance increases. The fund paid KES 5.52 billion as benefit expenses (claims) to members and their beneficiaries. The fund size was KES 12.30 billion as at the end of the same period.

- **Africa Trade Insurance Agency – ATI**

Africa Trade Insurance Agency (ATI) is a multilateral financial institution providing export credit insurance, political risk insurance, investment insurance and other financial products to help reduce the business risks and costs of doing business in Africa. They facilitate exports, foreign direct investment into and trade flows within the continent.

In 2013 the agency moved a total of \$12.11 million¹ in premiums for political risk and other covers within its operations compared to \$13.11 million of 2012. In Kenya, the Agency supported various projects including trade facilitation investments to the tune of more than \$43.80 million and investment projects amounting to \$968.40 million.

With the growing investor confidence in the Kenyan insurance industry and strategic alliances, the local underwriters are on the right footing to developing the much needed capacity to underwrite such large political risks. This in return will see their turnover increasing and their stability improving.

¹ Source: ATI Annual Report and Financial Statements 2013

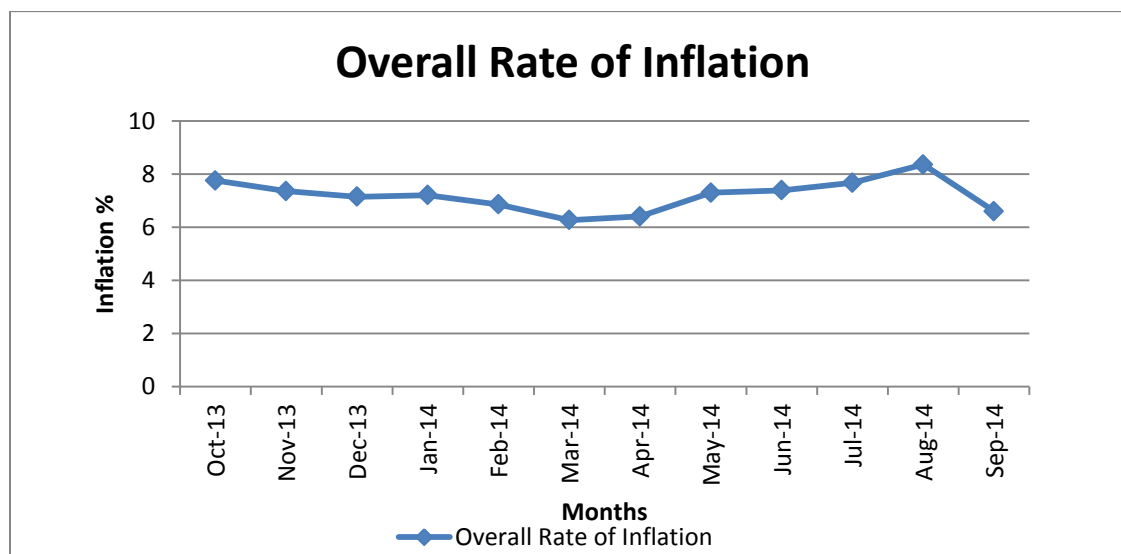
ECONOMIC AND MARKET ANALYSIS

Inflation fell sharply in the last month of the third quarter of 2014 to 6.6% compared to 8.3% recorded during a similar month of the previous year. The central bank retained its base lending rate at 8.5% over the quarter. However, bank rate spreads maintained a downward trend to hit a low of 9.4% in September 2014 which can be attributed to increasing competition amongst the lenders.

Some key economic indicators' trends are analyzed below:

Inflation:

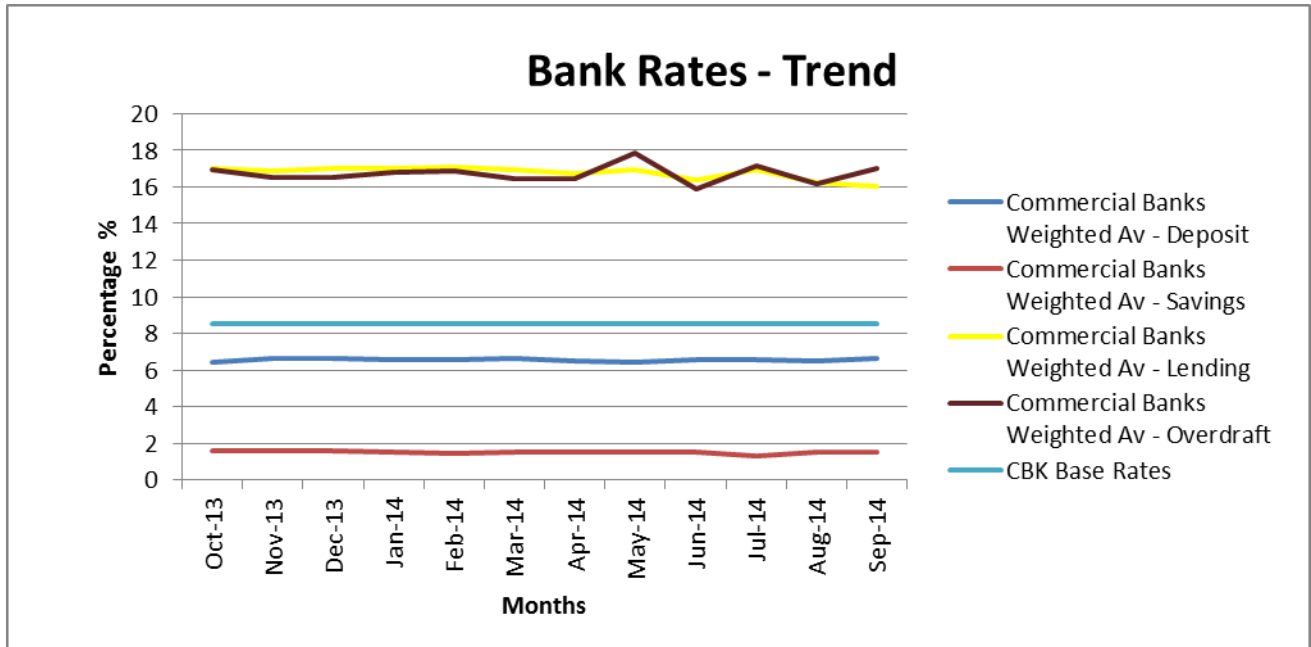
Consumer price index (CPI) measures changes in the price level of consumer goods and services purchased by households. It is a measure that examines the weighted average of prices of a basket of consumer goods and services, such as transportation, food and medical care. Changes in CPI enable the calculation of inflation in the economy.



Source: KNBS

There was a general decline in the inflation rate during the third quarter of 2014. The rate fell from 7.7% in July 2014 to 6.6% in September 2014. The fall in the inflationary pressures was mainly on account of easing costs of all consumer goods for instance housing, water, electricity and gas.

Bank Rates:

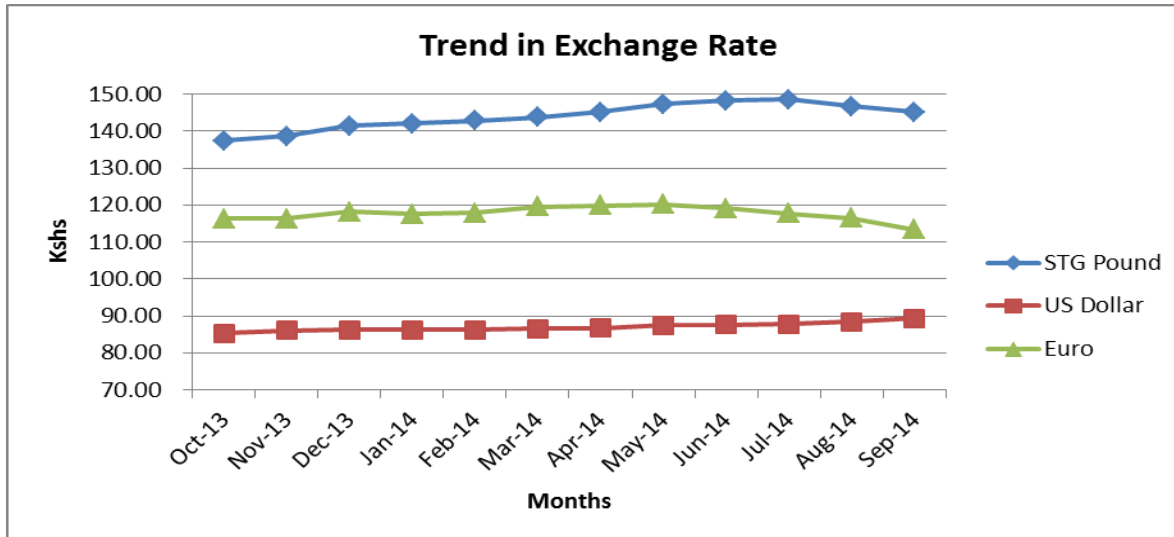


Source: CBK

The commercial banks savings rate remained fairly constant during the third quarter of 2014. However, the lending rates declined considerably leading to narrowed spreads over the same period attributable to stiffening competition amongst the lenders. The banks’ lending-savings rate spread hit an all-time low of 9.4% in September 2014.

The CBK Base rate stood at 8.5% as at the end of the third quarter of 2014 and had remained unchanged for 17 months since May 2013.

Exchange rates:



Source: CBK

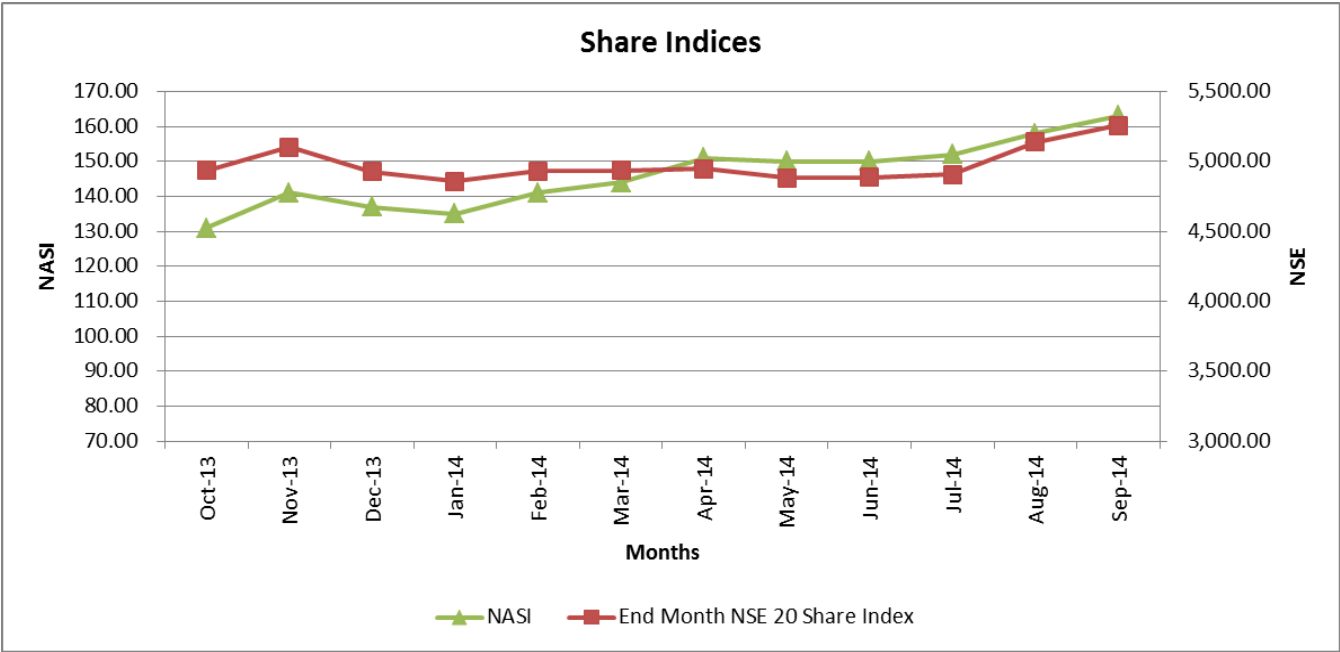
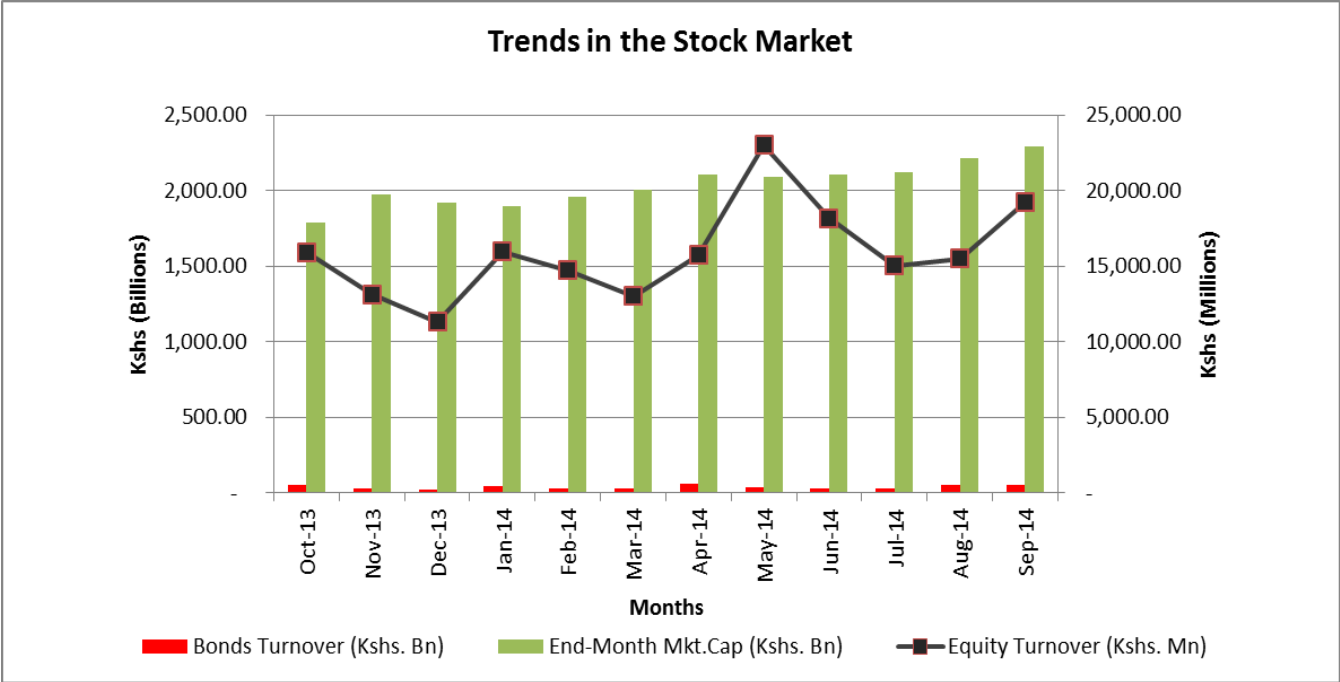
The shilling strengthened against the pound and the euro throughout the third quarter of 2014 and was trading at an average rate of 145.12 and 113.29 to the pound and euro respectively. These rates (September 2014) were stronger positions compared to July 2014's 148.58 and 117.64 to the pound and euro respectively.

The shilling however depreciated against the dollar with average exchange rate moving from 87.80 (July 2014) to 89.28 in September 2014.

Capital Markets:

On the secondary markets, the average market capitalization rose from KES 2.11 trillion in the second quarter to KES 2.29 trillion in the third quarter of 2014. This represented an 8.9% increase. Equity turnover for the third quarter stood at KES 19.24 billion, compared to the KES 18.19 billion registered in the second quarter representing a 5.8% increase. However, the volume of shares traded fell considerably during this period.

The average NSE 20-Share index increased by 371 points to stand at 5256.0 (the highest in 18 months) and the average NASI increased by 13 points to 163.0 over the third quarter of 2014.



Source: CMA

Property Index:

The Hass Composite House Price Index (based on 4000 to 6000 property prices per quarter) revealed a resumed trend of high returns on investment in the Kenyan property market. This was supported by acceleration in the increase of asking prices for properties. However, on the downside, the rental rate increases had slowed down in the third quarter of 2014 which is seen as a rate correction of rents.

The Hass Sales Index shows that property prices increased by 3.1% in the third quarter 2014 while the overall price surge was of 4.7% over the last 12 months to September 2014. Rental rates on the other hand rose by a marginal 0.4% in the quarter and 8.7% in the one year period. (HassConsult Ltd).

ANALYSIS OF KEY INSURANCE INDICATORS

The industry data is summarized in the following table:

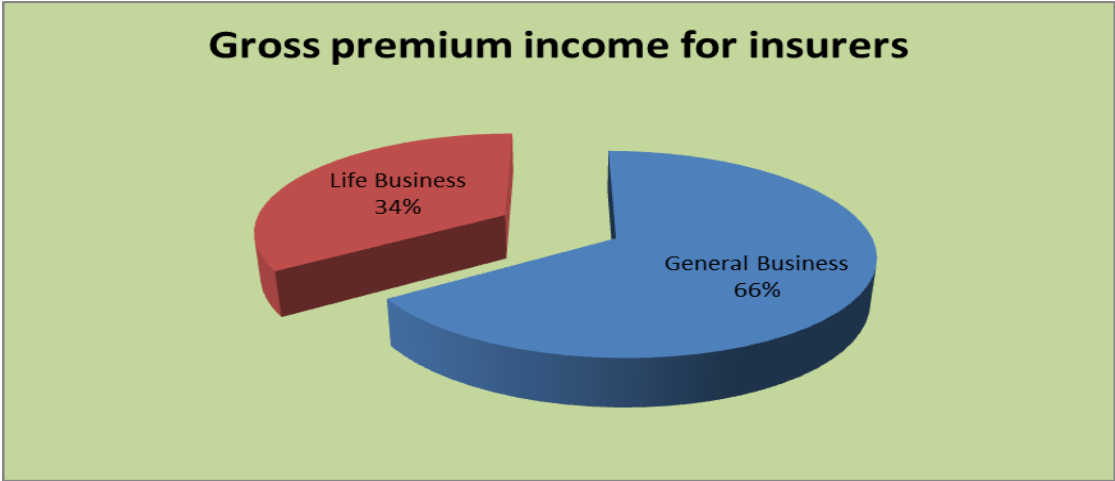
Key Performance Indicators						
Indicator	Life Business			General business		
	September 2014	September 2013	Annual Change	September 2014	September 2013	Annual
	KES '000'	KES '000'	(%)	KES '000'	KES '000'	Change (%)
Insurers						
Gross Premium Income	40,979,114	32,162,574	27.4	78,713,335	67,276,590	17.0
Net Premium Income	37,764,817	30,122,775	25.4	57,197,186	48,732,164	17.4
Net Earned Premium Income (GB)	-	-	-	51,552,859	43,236,909	19.2
Claims Incurred (GB)	-	-	-	31,285,925	25,564,944	22.4
Benefit Payment (LT)	21,107,411	4,315,357	389.1	-	-	-
Commissions	3,508,801	2,332,595	50.4	3,924,374	2,940,620	33.5
Management Expenses	6,538,708	5,165,342	26.6	15,154,732	12,165,777	24.6
Underwriting Profits (GB)	-	-	-	1,187,829	2,565,568	-53.7
Shareholders' Funds	37,205,017	27,847,611	33.6	58,157,369	46,811,982	24.2
Total Assets	229,678,701	186,126,332	23.4	143,704,236	129,666,530	10.8
Total Liabilities	192,473,686	158,278,721	21.6	85,546,875	82,854,548	3.2
Investments	207,843,719	167,330,119	24.2	97,401,383	76,845,504	26.7
Reinsurers						
Gross Premium Income	968,071	1,011,274	-4.3	10,012,701	7,673,731	30.5
Net Premium Income	847,484	898,616	-5.7	9,446,862	7,249,346	30.3
Net Earned Premium Income (GB)	-	-	0.0	8,617,933	6,782,949	27.1
Claims Incurred (GB)	-	-	0.0	4,725,901	3,361,456	40.6
Benefit Payment (LT)	204,929	341,359	-40.0	-	-	0.0
Commissions	300,682	225,455	33.4	2,609,170	2,041,782	27.8
Management Expenses	127,492	165,563	-23.0	717,005	667,648	7.4
Underwriting Profits (GB)	-	-	0.0	565,855	712,062	-20.5
Shareholders' Funds	4,102,133	3,278,778	25.1	18,519,606	15,580,314	18.9
Total Assets	6,994,639	6,053,356	15.5	31,435,376	26,929,560	16.7
Total Liabilities	2,892,507	2,774,578	4.3	12,915,772	11,349,245	13.8
Investments	6,645,773	5,756,716	15.4	24,163,453	21,004,616	15.0

Industry premiums

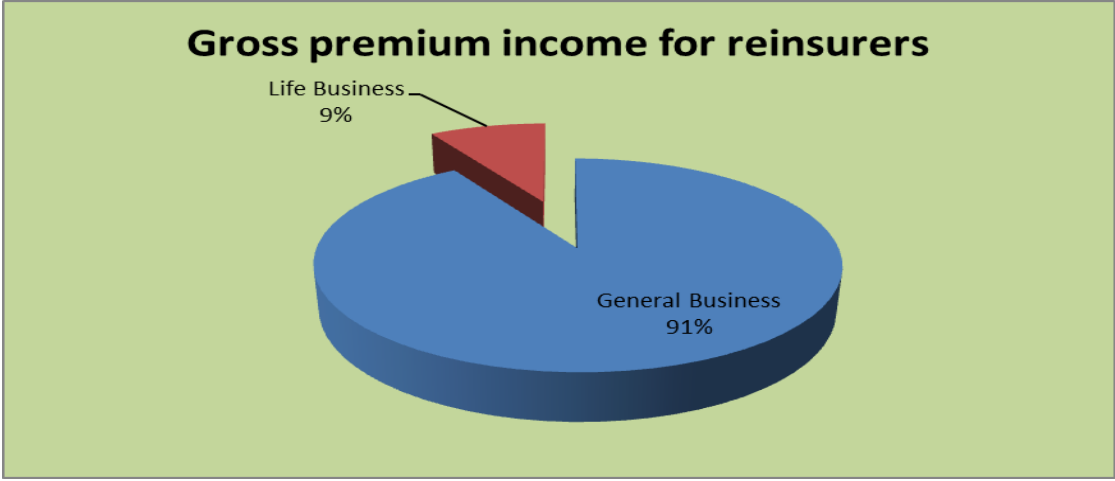
The industry's gross written insurance premiums amounted to KES 119.69 billion by the end of the third quarter of 2014. This represented an increase of 20.4% from KES 99.44 billion recorded by the end of the same period in the previous year. This growth in premiums in the Kenyan insurance market is supported by increasing awareness on the importance of insurance and increasingly innovative products and distribution channels amongst others.

The premium income reported under life insurance business amounted to KES 40.98 billion while general business premiums were KES 78.71 billion.

The following chart shows the distribution of gross insurance premiums for the industry:



The reinsurance companies reported KES 10.98 billion in premiums. These had grown by 26.4% from KES 8.68 billion reported in the same period of the previous year. The distribution of premiums under reinsurance business is shown in the following chart:



Claims experience and underwriting expenses

The claims incurred under general insurance business were KES 31.29 billion by 30th September 2014. These had increased by 22.4% from KES 25.56 billion recorded in the same period of the previous year. Total policyholder benefits under life business amounted to KES 21.11 billion. The increasing claims experience was consistent with the rising business volumes over the years.

Underwriting expenses included business acquisition costs (commissions) and expenses of management. The commissions for the insurance companies by the end of the third quarter of 2014 amounted to KES 7.43 billion compared to KES 5.27 billion reported during the same period in the previous year. Management expenses amounted to KES 21.69 billion compared to KES 17.33 billion reported in the same period of 2013, an increase of 25.2%.

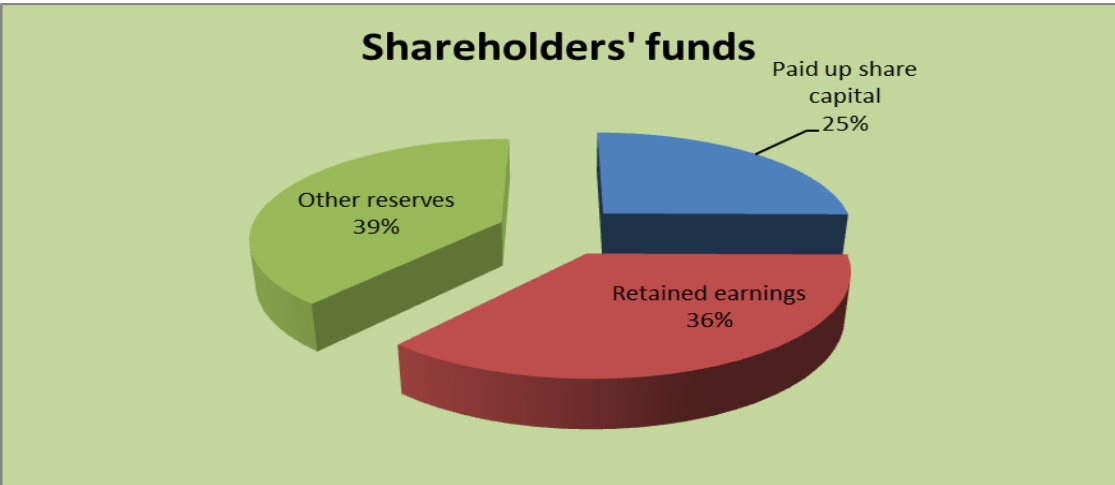
The reinsurers' commissions and management expenses were KES 2.91 billion and KES 844.50 million respectively by the end of September 2014.

Shareholders' funds

The shareholders' funds in the Kenya insurance industry amounted to KES 117.94 billion during the period under review. These had increased by 26.1% from KES 93.52 billion reported as at the end of September 2013. This increase in net worth is attributable to capital injections evidenced in the Kenyan insurance market in the recent past coupled with the rising foreign interest in the market.

The shareholders' funds comprised of KES 29.65 billion in paid up share capital, KES 42.63 billion in retained earnings whereas KES 45.69 billion were other reserves.

The chart below shows the composition of shareholders' funds:

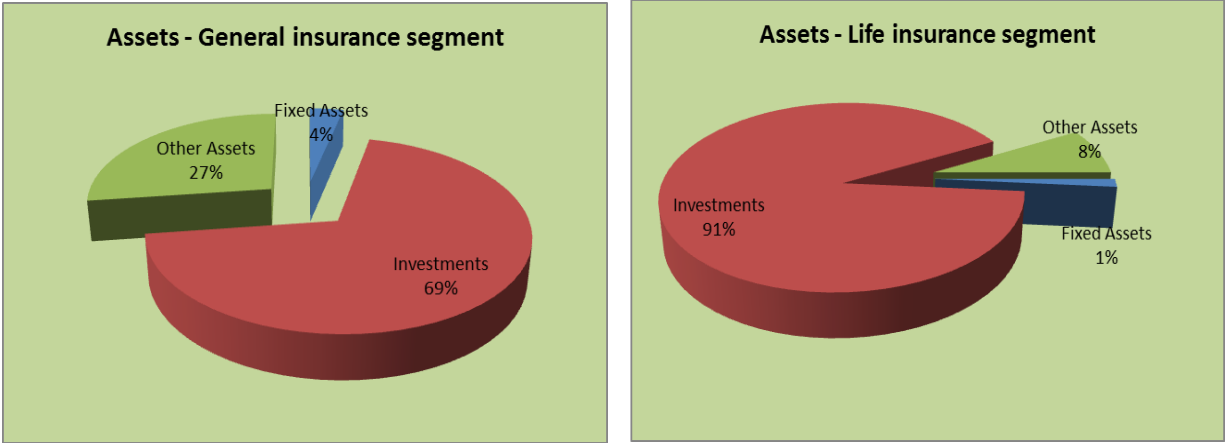


Assets and liabilities

The insurance industry asset base was KES 411.81 billion as at the end of the third quarter of 2014. This was a growth of 18.1% from KES 348.77 billion held

as at 30th September 2013. The liabilities amounted to KES 293.82 billion representing an increase of 15.1% from the liabilities reported as at 30th September 2013.

The composition of assets, split between the life industry and the general industry is shown in the following chart:

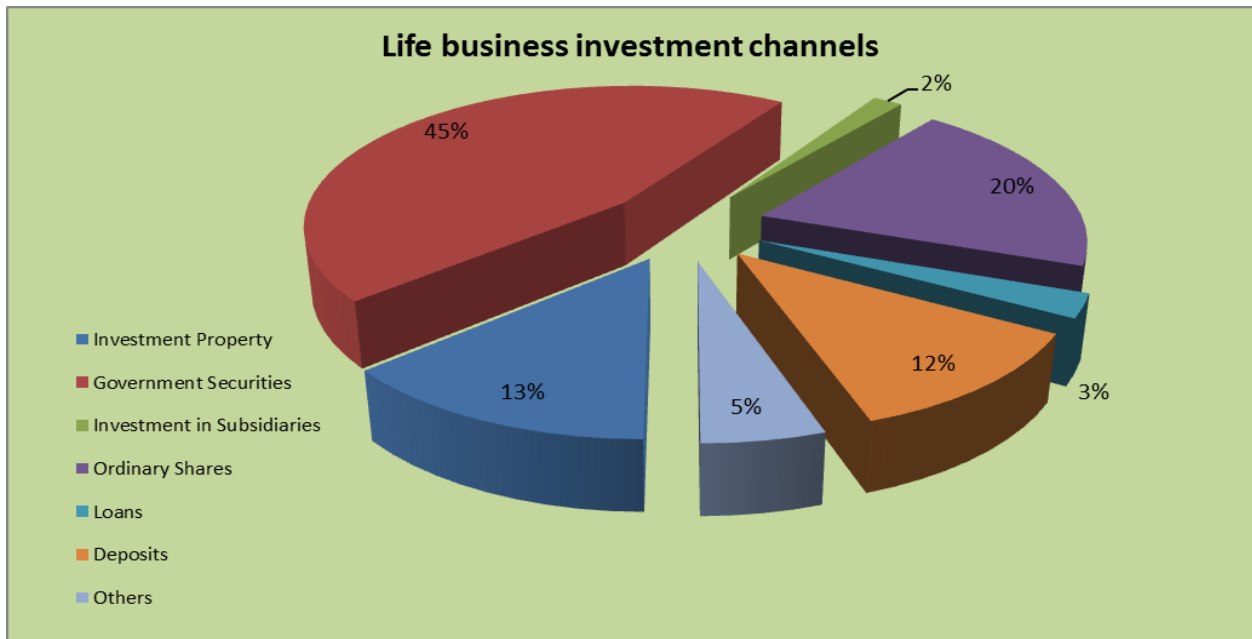


Investments

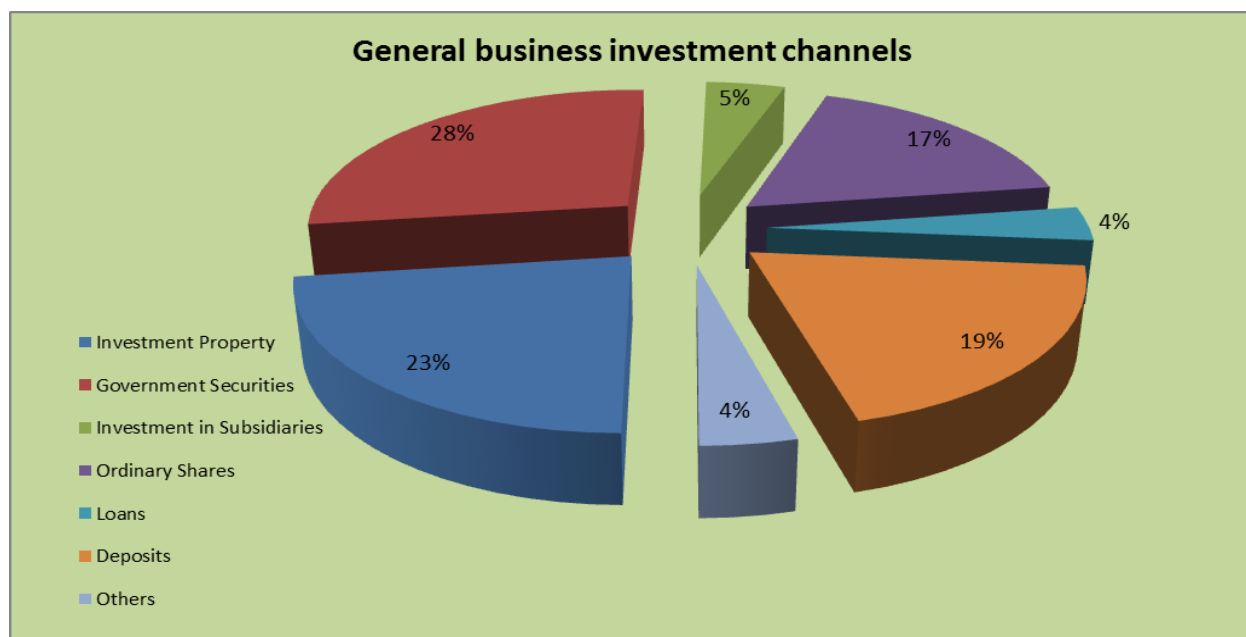
The insurers held a total of KES 336.05 billion of their assets in income generating investments as at the end of September 2014. This was a growth of 24% during the last twelve months. The investments constituted 81.6% of the total industry assets.

The investments under life insurance business amounted to KES 214.49 billion (63.8% of total industry investments) while general business investments were KES 121.56 billion (36.2% of total investments for the industry).

The investment distribution under life business is shown in the following chart:



The following chart gives the distribution of the investments under general business:



Key industry operating ratios

The industry key operating ratios for both life and general insurance businesses for the third quarter of 2013 are summarized in the following table:

Indicator	Life Business		General business	
	September 2014	September 2013	September 2014	September 2013
Insurers (%)				
Retention Ratio	92.2	93.7	72.7	72.4
Incurred Claims Ratio (GB)	-	-	60.7	59.1
Commission Ratio	9.3	7.7	7.6	6.8
Management Expense Ratio	17.3	17.1	29.4	28.1
Combined Ratio	-	-	97.7	94.1
Shareholders' funds to Total Assets	16.3	15.0	40.5	36.1
Reinsurers (%)				
Retention Ratio	87.5	88.9	94.3	94.5
Incurred Claims Ratio (GB)	-	-	54.8	49.6
Commission Ratio	35.5	25.1	30.3	30.1
Management Expense Ratio	15.0	18.4	8.3	9.8
Combined Ratio	-	-	93.4	89.5
Shareholders' funds to Total Assets	61.9	54.2	58.9	57.9

Definition of ratios

Retention ratio	= (Net premium / Gross premium)*100
Incurred claims ratio	= (Incurred claims / Net earned premium)*100
Commission ratio (general)	= (Commissions / Net earned premium)*100
Commission ratio (life)	= (Commissions / Net premium)*100
Management expense ratio (general)	= (Management expense / Net earned premium)*100
Management expense ratio (life)	= (Management expense / Net premium)*100
Combined ratio (general)	= (Incurred claims ratio + Commissions ratio + Management expense ratio)
Shareholders' funds to total assets	= (Shareholders' funds / Total assets)*100

Statistical Appendices

Appendix 1: Summary of profit & loss accounts under long term insurance business for the period ended 30.09.2014

Appendix 2: Summary of profit & loss accounts under general insurance business for the period ended 30.09.2014

Appendix 3: Summary of long term insurance business gross premium income for the period ended 30.09.2014

Appendix 4: Summary of ordinary life business revenue accounts for the period ended 30.09.2014

Appendix 5: Summary of group life business revenue accounts for the period ended 30.09.2014

Appendix 6: Summary of pensions business revenue accounts for the period ended 30.09.2014

Appendix 7: Summary of combined life business revenue accounts for the period ended 30.09.2014

Appendix 8: Summary of gross premium income under general insurance business for the period ended 30.09.2014

Appendix 9: Summary of claims paid under general insurance business for the period ended 30.09.2014

Appendix 10: Summary of claims incurred under general insurance business for the period ended 30.09.2014

Appendix 11: Summary of incurred claims ratios under general insurance business for the period ended 30.09.2014

Appendix 12: Summary of underwriting profits under general insurance business for the period ended 30.09.2014

Appendix 13: Summary of general insurance business revenue accounts for the period ended 30.09.2014

Appendix 14: Summary of long term insurance business balance sheets as at 30.09.2014

Appendix 15: Summary of general insurance business balance sheets as at 30.09.2014

APPENDIX 1: SUMMARY OF PROFIT & LOSS ACCOUNTS UNDER GENERAL INSURANCE BUSINESS FOR THE PERIOD ENDED 30.09.2014															
Company	Profit Transferred from Revenue	Investment Income	Other Income	Total Income	Loss Transferred From Revenue	Management Expenses	Total Outgo	Profit / (Loss) Before Taxation	Provision for Taxation	Profit/(Loss) After Taxation	Unappropriated Profit/(Loss) BF	Transfer To Reserves	Other Appropriations	Dividend	Unappropriated Profit / (Loss) CF
INSURERS															
AAR INSURANCE KENYA	134,826	-	14,956	149,782	-	17,941	17,941	131,841	-	131,841	44,501	-	-	-	176,342
AFRICAN MERCHANT ASSURANCE	116,857	-	-	116,857	-	-	-	116,857	-	116,857	318,291	-	-	-	435,147
AIG INSURANCE COMPANY	118,849	178,319	-	297,168	-	-	-	297,168	4,952	292,216	954,171	-	-	200,000	1,046,387
APA INSURANCE COMPANY	-	669,082	-	669,082	85,992	-	182,749	486,333	70,835	415,498	2,283,021	-	-	80,000	2,618,519
BRITISH AMERICAN INSURANCE	290,343	-	-	290,343	-	-	-	290,343	66,668	223,675	825,170	1,048,845	-	-	-
CANNON ASSURANCE COMPANY	96,915	-	-	96,915	-	-	-	96,915	8,946	87,968	1,084,652	-	-	-	1,172,621
CIC GENERAL INSURANCE COMPANY	-	348,001	96,234	444,235	42,518	-	42,518	401,717	-	401,717	1,875,310	-	-	405,000	1,872,027
CORPORATE INSURANCE COMPANY	62,814	-	-	62,814	-	-	-	62,814	-	62,814	385,905	-	-	-	448,719
DIRECTLINE ASSURANCE COMPANY	-	606,380	6,954	613,334	68,328	-	128,121	485,213	46,546	438,667	328,269	-	-	300,000	466,936
FIDELITY SHIELD INSURANCE	44,392	110,813	-	155,205	-	31,106	70,106	85,099	24,278	60,821	537,207	-	149,548	-	448,480
FIRST ASSURANCE COMPANY	40,109	257,463	-	297,571	-	-	-	297,571	89,271	208,300	827,541	-	-	53,088	982,753
GA INSURANCE COMPANY	543,008	-	-	543,008	-	-	-	543,008	179,193	363,815	677,157	5,547	-	-	1,035,426
GATEWAY INSURANCE COMPANY	(31,296)	-	-	(31,296)	-	-	-	(31,296)	-	(31,296)	325,362	-	-	-	294,066
GEMINIA INSURANCE COMPANY	271,607	-	-	271,607	-	-	-	271,607	-	271,607	256,656	-	-	-	528,264
HERITAGE INSURANCE COMPANY	139,791	398,571	909	539,271	-	-	24,170	515,101	139,608	375,492	1,285,450	-	-	200,000	1,460,943
ICEA LION GENERAL INSURANCE	166,043	524,662	-	690,705	-	123,452	156,600	534,105	170,914	363,191	2,050,557	-	-	200,000	2,213,748
INTRA-AFRICA ASSURANCE	10,685	17,592	8,347	36,624	-	(8,739)	(6,452)	43,075	12,923	30,153	137,625	-	-	-	167,777
INVESCO ASSURANCE COMPANY	-	24,034	-	24,034	246,158	-	246,158	(222,124)	(66,637)	(155,487)	(1,122,759)	-	88,068	-	(1,366,314)
JUBILEE INSURANCE COMPANY	1,111,700	-	323,460	1,435,160	-	-	-	1,435,160	310,305	1,124,855	3,374,803	-	-	400,000	4,099,657
KENINDIA ASSURANCE COMPANY	85,719	-	3,673	89,392	-	9,534	25,209	64,183	19,255	44,928	1,048,006	-	-	-	1,092,934
KENYA ORIENT INSURANCE	131,537	28,233	1,189	160,959	-	69,381	69,381	91,578	-	91,578	26,762	-	-	-	118,340
MADISON INSURANCE COMPANY	(136,187)	-	-	(136,187)	-	-	-	(136,187)	-	(136,187)	381,408	-	-	-	245,221
MAYFAIR INSURANCE COMPANY	192,614	100,378	17,072	310,064	-	1,622	22,825	287,239	100,534	186,705	275,513	-	-	20,000	442,219
MERCANTILE INSURANCE COMPANY	87,340	164,777	4,211	256,328	-	23,428	24,433	231,895	69,569	162,327	323,724	-	-	-	486,050
OCCIDENTAL INSURANCE COMPANY	(2,224)	42,594	-	40,370	-	15,602	8,339	32,031	9,609	22,422	379,743	-	-	-	402,165
PACIS INSURANCE COMPANY	-	275,453	4,166	279,620	75,064	25,672	100,736	178,883	-	178,883	647,918	-	-	170,000	656,802
PHOENIX OF EAST AFRICA	7,737	66,564	6,537	80,838	-	5,382	5,382	75,457	22,237	53,220	344,938	-	-	68,245	329,913
REAL INSURANCE COMPANY	-	-	-	-	116,854	-	116,854	(116,854)	-	(116,854)	44,683	-	-	-	(72,170)
RESOLUTION HEALTH INSURANCE	-	44,427	-	44,427	3,401	-	3,401	41,025	12,308	28,718	139,368	-	-	-	168,085
TAKAFUL INSURANCE OF AFRICA	15,616	-	-	15,616	-	-	-	15,616	-	15,616	(139,324)	-	-	-	(123,708)
TAUSI ASSURANCE COMPANY	35,878	120,548	-	156,426	-	3,350	13,021	143,404	43,021	100,383	176,183	-	-	50,224	226,342
THE KENYAN ALLIANCE INSURANCE	89,743	-	-	89,743	-	-	-	89,743	26,923	62,820	955,596	-	-	10,526	1,007,889
THE MONARCH INSURANCE	9,736	10,857	-	20,593	-	2,302	14,107	6,486	-	6,486	10,403	-	-	-	16,889
TRIDENT INSURANCE COMPANY	131,519	77,614	19,594	228,727	-	16,722	19,650	209,076	-	209,076	1,246,161	-	-	-	1,455,238
UAP INSURANCE COMPANY	183,437	486,914	-	670,351	-	271,276	271,276	399,075	-	399,075	3,178,379	-	-	-	3,577,454
XPLICO INSURANCE COMPANY	242,132	24,135	-	266,267	-	-	89,322	176,945	53,084	123,862	71,835	-	-	-	195,697
TOTAL	4,191,240	4,577,411	507,302	9,275,953	638,315	608,031	1,645,847	7,630,102	1,414,342	6,215,762	25,560,185	1,054,392	237,616	2,157,083	28,326,858
REINSURERS															
CONTINENTAL REINSURANCE	53,130	26,916	529	80,575	-	-	12,860	67,715	20,315	47,401	-	-	-	47,401	-
EAST AFRICA REINSURANCE	52,331	230,795	17,440	300,565	-	-	29,894	270,671	74,052	196,619	880,516	(1,373)	-	60,000	1,018,508
KENYA REINSURANCE CORPORATION	2,239,022	-	50,191	2,289,212	-	-	-	2,289,212	686,753	1,602,459	11,098,665	-	-	419,969	12,281,155
TOTAL	2,344,483	257,711	68,160	2,670,352	-	-	42,754	2,627,598	781,120	1,846,479	11,979,181	(1,373)	-	527,370	13,299,663
GRAND TOTAL	6,535,723	4,835,122	575,462	11,946,305	638,315	608,031	1,688,601	10,257,700	2,195,462	8,062,241	37,539,366	1,053,019	237,616	2,684,453	41,626,521

Amounts in Thousand Shillings

APPENDIX 2: SUMMARY OF PROFIT & LOSS ACCOUNTS UNDER LONG TERM INSURANCE BUSINESS FOR THE PERIOD ENDED 30.09.2014

Company	Profit Transferred from Revenue	Investment Income	Other Income	Total Income	Loss Transferred From Revenue	Management Expenses	Total Outgo	Profit / (Loss) Before Taxation	Provision for Taxation	Profit/(Loss) After Taxation	Unappropriated Profit/(Loss) BF	Transfer To Reserves	Other Appropriations	Dividend	Unappropriated Profit / (Loss) CF
INSURERS															
APA LIFE ASSURANCE COMPANY	-	18,483	2,748	21,231	-	1,000	4,119	17,112	4,309	12,803	-	-	-	-	12,803
BRITISH AMERICAN INSURANCE	1,503,904	204,908	-	1,708,812	-	-	-	1,708,812	225,000	1,483,812	-	1,483,812	-	-	-
CANNON ASSURANCE COMPANY	-	-	-	-	-	-	-	-	984	(984)	480,281	-	-	-	479,297
CAPEX LIFE ASSURANCE COMPANY	-	-	(11,387)	(11,387)	-	-	-	(11,387)	-	(11,387)	41,794	-	-	-	30,408
CFC LIFE ASSURANCE COMPANY	289,737	-	-	289,737	-	-	-	289,737	29,546	260,191	(341,363)	-	6,040	-	(87,211)
CIC LIFE ASSURANCE COMPANY	-	-	-	-	(9,237)	-	(9,237)	9,237	-	9,237	-	-	-	-	9,237
CORPORATE INSURANCE COMPANY	75,874	-	-	75,874	-	-	-	75,874	-	75,874	77,623	-	-	-	153,497
FIRST ASSURANCE COMPANY	67,518	-	-	67,518	-	-	-	67,518	-	67,518	-	67,518	-	-	-
GA LIFE ASSURANCE COMPANY	-	9,954	-	9,954	-	-	-	9,954	2,986	6,968	6,392	-	-	-	13,360
GEMINIA INSURANCE COMPANY	41,267	-	-	41,267	-	-	-	41,267	-	41,267	-	-	32,267	-	8,999
ICEA LION LIFE ASSURANCE	168,000	159,885	-	327,885	-	974	974	326,912	46,593	280,318	1,651,539	-	-	-	1,931,858
JUBILEE INSURANCE COMPANY	323,460	-	-	323,460	-	-	-	323,460	-	323,460	-	-	-	-	323,460
KENINDIA ASSURANCE COMPANY	11,640	966,130	1,933	979,703	-	-	-	979,703	-	979,703	-	-	-	-	979,703
KENYA ORIENT LIFE ASSURANCE	(51,214)	8,043	-	(43,171)	-	6,247	6,247	(49,418)	-	(49,418)	-	-	-	-	(49,418)
MADISON INSURANCE COMPANY	20,010	-	-	20,010	-	-	-	20,010	-	20,010	4,773,172	-	-	-	4,793,181
MERCANTILE INSURANCE COMPANY	-	-	-	-	18,579	-	18,579	(18,579)	5,429	(24,008)	658,177	-	1,316,354	-	(682,185)
METROPOLITAN INSURANCE	-	108,415	-	108,415	-	3,643	3,643	104,772	30,267	74,505	(1,142,151)	-	-	-	(1,067,646)
OLD MUTUAL LIFE ASSURANCE	5,572,831	-	-	5,572,831	5,281,292	-	5,281,292	291,538	-	291,538	(20,520)	291,538	-	-	(20,520)
PAN AFRICA INSURANCE COMPANY	506,082	-	-	506,082	-	-	-	506,082	152,096	353,986	129,936	-	-	-	483,922
PIONEER ASSURANCE COMPANY	-	71,888	-	71,888	8,298	-	8,298	63,589	-	63,589	-	-	-	-	63,589
SHIELD ASSURANCE COMPANY	-	-	2,216	2,216	-	-	-	2,216	5,064	(2,847)	-	-	-	-	(2,847)
TAKAFUL INSURANCE OF AFRICA	-	-	-	-	-	-	-	-	-	-	-	-	-	-	-
THE KENYAN ALLIANCE INSURANCE	-	-	-	-	-	-	-	-	-	-	45,335	-	-	-	45,335
THE MONARCH INSURANCE	-	-	-	-	6,207	-	6,207	(6,207)	-	(6,207)	60,215	-	-	-	54,008
UAP LIFE ASSURANCE COMPANY	(90,043)	-	-	(90,043)	-	-	-	(90,043)	-	(90,043)	-	-	-	-	(90,043)
TOTAL	8,439,066	1,547,706	(4,490)	9,982,282	5,305,139	11,864	5,320,122	4,662,159	502,274	4,159,885	6,420,430	1,842,868	1,354,661	-	7,382,787
REINSURERS															
CONTINENTAL REINSURANCE	10,592	20,505	-	31,098	-	5	5	31,093	-	31,093	-	-	-	-	31,093
EAST AFRICA REINSURANCE	44,605	63,233	7	107,845	-	-	-	107,845	4,537	103,307	-	-	-	-	103,307
KENYA REINSURANCE CORPORATION	373,369	-	-	373,369	-	-	-	373,369	7,859	365,510	3,095,848	-	-	-	3,461,358
TOTAL	428,566	83,738	7	512,312	-	5	5	512,307	12,396	499,910	3,095,848	-	-	-	3,595,758
GRAND TOTAL	8,867,632	1,631,444	(4,483)	10,494,594	5,305,139	11,869	5,320,127	5,174,466	514,670	4,659,795	9,516,278	1,842,868	1,354,661	-	10,978,545

Amounts in Thousand Shillings

APPENDIX 3: SUMMARY OF LONG TERM INSURANCE BUSINESS GROSS PREMIUM INCOME FOR THE PERIOD ENDED 30.09.2014											
Company	Life Assurances	Annuities	Personal Pensions	UnitLinked & Linked Investments	Non Linked Investments	Group Life	Group Credit	Permanent Health	Deposit Administration	Total	Market Share (%)
INSURERS											
APA LIFE ASSURANCE COMPANY	21,402	52,676	-	709	-	324,925	52,347	-	299,131	751,189	1.83
BRITISH AMERICAN INSURANCE	3,349,108	315,354	-	780,435	-	420,402	719,015	-	1,876,439	7,460,754	18.21
CANNON ASSURANCE COMPANY	77,676	-	-	-	-	157,197	14,028	-	-	248,901	0.61
CAPEX LIFE ASSURANCE COMPANY	7,604	-	-	-	-	14,198	-	-	-	21,802	0.05
CFC LIFE ASSURANCE COMPANY	294,385	7,381	-	1,162,332	-	511,658	-	-	1,282,832	3,258,587	7.95
CIC LIFE ASSURANCE COMPANY	436,257	27,288	148,160	-	-	1,147,382	1,872,044	-	-	3,631,130	8.86
CORPORATE INSURANCE COMPANY	177,889	-	-	-	-	3,064	-	-	-	180,954	0.44
FIRST ASSURANCE COMPANY	-	-	-	-	-	110,414	10,354	-	-	120,768	0.29
GA LIFE ASSURANCE COMPANY	-	-	-	-	-	11,377	3,224	-	640,110	654,711	1.60
GEMINIA INSURANCE COMPANY	19,012	-	-	-	-	40,567	-	-	-	59,579	0.15
ICEA LION LIFE ASSURANCE	1,085,051	356,006	983,245	62,488	-	322,476	212,108	-	1,984,095	5,005,468	12.21
JUBILEE INSURANCE COMPANY	1,367,927	522,166	1,002,776	-	-	640,125	-	-	2,482,549	6,015,543	14.68
KENINDIA ASSURANCE COMPANY	518,639	-	-	-	-	33,376	-	-	1,283,795	1,835,809	4.48
KENYA ORIENT LIFE ASSURANCE	-	-	-	-	-	-	94,281	-	-	94,281	-
MADISON INSURANCE COMPANY	572,611	105,921	63,779	59,159	-	52,296	38,219	-	110,889	1,002,875	2.45
MERCANTILE INSURANCE COMPANY	19,629	-	-	-	-	169,457	12,781	-	-	201,867	0.49
METROPOLITAN INSURANCE	242,563	-	-	699,921	-	-	221,752	-	-	1,164,236	2.84
OLD MUTUAL LIFE ASSURANCE	824,857	962,483	-	1,031,776	-	449,732	797,779	-	271,974	4,338,601	10.59
PAN AFRICA INSURANCE COMPANY	459,707	-	-	-	-	1,837,970	-	-	-	2,297,676	5.61
PIONEER ASSURANCE COMPANY	31,230	-	-	-	-	655	861	-	93,288	126,034	0.31
SHIELD ASSURANCE COMPANY	108,782	-	-	-	-	1,063	-	-	-	109,846	0.27
TAKAFUL INSURANCE OF AFRICA	-	-	-	-	-	-	-	-	-	-	-
THE KENYAN ALLIANCE INSURANCE	4,004	-	7,135	-	1,951	182,374	18	-	128,771	324,254	0.79
THE MONARCH INSURANCE	3,887	-	-	-	-	19,168	-	-	-	23,055	0.06
UAP LIFE ASSURANCE COMPANY	212,672	647,013	-	85,434	-	645,196	-	-	460,878	2,051,192	5.01
TOTAL	9,834,892	2,996,288	2,205,095	3,882,254	1,951	7,095,072	4,048,811	-	10,914,751	40,979,112	100.00
REINSURERS											
CONTINENTAL REINSURANCE	1,473	-	-	-	-	47,959	-	-	-	49,432	8.02
EAST AFRICAN REINSURANCE	-	-	-	-	-	-	-	-	-	-	0.00
KENYA REINSURANCE CORPORATION	75,926	-	-	-	-	490,642	-	-	-	566,568	91.98
TOTAL	77,399	-	-	-	-	538,601	-	-	-	616,000	100.00

Amounts in Thousand Shillings

APPENDIX 4: SUMMARY OF ORDINARY LIFE BUSINESS REVENUE ACCOUNTS FOR THE PERIOD ENDED 30.09.2014

Company	Life Fund BF	Gross Premium	Net Premium	Other (Fee) Income	Claims Paid	Total Claims	Surrenders	Bonuses Paid	Annuities Paid	Net Commissions	Expense of Management	Investment Income	Investment Expenses	Transfer To (From) P & L	Life Fund CF
INSURERS															
APA LIFE ASSURANCE COMPANY	359,013	74,787	74,787	-	58,282	15,809	-	-	42,473	2,879	33,666	46,580	2,413	-	383,140
BRITISH AMERICAN INSURANCE	14,282,602	4,444,897	4,388,639	-	2,071,885	1,429,583	91,875	511,712	38,716	980,616	950,628	4,926,479	36,347	-	19,558,242
CANNON ASSURANCE COMPANY	773,849	77,676	76,546	399	40,670	37,040	-	-	-	6,936	43,671	49,366	-	-	812,512
CAPEX LIFE ASSURANCE COMPANY	77,349	7,604	7,604	-	27,755	2,657	-	-	-	764	35,316	5,548	-	-	51,765
CFC LIFE ASSURANCE COMPANY	7,858,183	1,464,098	1,434,612	-	555,466	571,429	-	-	-	137,820	636,705	679,160	-	-	8,626,001
CIC LIFE ASSURANCE COMPANY	-	463,545	445,940	-	262,311	265,263	-	-	-	80,061	74,554	44,410	-	-	70,471
CORPORATE INSURANCE COMPANY	-	177,889	177,889	-	62,669	62,669	-	-	-	49,769	19,415	29,838	-	-	75,874
FIRST ASSURANCE COMPANY	-	-	-	-	-	-	-	-	-	-	-	-	-	-	-
GA LIFE ASSURANCE COMPANY	-	-	-	-	-	-	-	-	-	-	-	-	-	-	-
GEMINIA INSURANCE COMPANY	245,034	19,012	17,977	-	3,253	3,353	-	-	-	2,582	1,948	25,299	-	-	280,425
ICEA LION LIFE ASSURANCE	9,194,027	1,503,545	1,487,317	-	8,844	163,932	308,884	-	371,250	221,119	159,055	967,970	-	133,908	10,291,167
JUBILEE INSURANCE COMPANY	6,642,150	1,890,093	1,887,440	-	743,879	366,578	398,187	-	-	400,596	362,164	448,672	5,067	-	7,445,669
KENINDIA ASSURANCE COMPANY	3,521,792	518,639	517,538	-	222,261	-	13,949	-	-	68,915	65,356	354,155	-	-	4,245,265
KENYA ORIENT LIFE ASSURANCE	-	-	-	-	-	-	-	-	-	-	-	-	-	-	-
MADISON INSURANCE COMPANY	2,368,203	737,691	737,691	-	337,943	337,943	-	-	44,247	107,662	324,910	42,587	-	-	2,377,965
MERCANTILE INSURANCE COMPANY	326,959	19,629	19,500	2,545	15,427	15,427	-	-	-	9,427	47,840	15,086	-	15,961	307,358
METROPOLITAN INSURANCE	9,592,195	942,484	909,044	242,413	1,081,299	374,949	823,687	-	1,058	112,336	610,252	1,248,558	62,268	-	10,007,657
OLD MUTUAL LIFE ASSURANCE	13,291,132	2,819,116	2,806,282	-	1,191,958	1,191,958	118,411	-	-	438,643	474,170	1,338,165	36,874	-	13,006,960
PAN AFRICA INSURANCE COMPANY	354,061	459,707	459,631	-	258,991	246,437	-	-	-	94,511	123,893	19,667	-	-	368,518
PIONEER ASSURANCE COMPANY	165,353	31,230	30,565	-	17,569	-	-	-	-	8,035	34,458	19,105	-	-	172,530
SHIELD ASSURANCE COMPANY	293,222	108,782	108,782	-	42,877	42,877	-	-	-	10,284	53,145	-	-	-	295,698
TAKAFUL INSURANCE OF AFRICA LIMITED	-	-	-	-	-	-	-	-	-	-	-	-	-	-	-
THE KENYAN ALLIANCE INSURANCE	13,609	5,955	5,955	-	2,165	2,605	-	-	-	589	915	1,538	-	-	16,995
THE MONARCH INSURANCE	-	3,887	3,850	-	-	400	-	-	-	2,437	3,944	1,080	-	-	1,850
UAP LIFE ASSURANCE COMPANY	2,490,547	945,119	945,119	-	149,319	-	135,252	-	67,300	54,048	211,147	580,511	-	-	3,548,429
TOTAL	71,849,280	16,715,385	16,542,708	245,357	7,154,823	5,130,909	1,890,245	511,712	565,044	2,790,029	4,267,152	10,843,774	142,969	117,947	81,940,791
REINSURERS															
CONTINENTAL REINSURANCE	-	1,473	1,380	-	-	-	-	-	-	119	48	267	8	-	1,471
EAST AFRICAN REINSURANCE	6,960	24,645	19,050	-	1,708	-	-	-	-	6,435	240	1,325	60	-	20,599
KENYA REINSURANCE CORPORATION	1,025,931	75,926	65,863	-	5,771	5,771	-	-	-	37,647	14,518	46,175	-	-	1,080,034
TOTAL	1,025,931	77,399	67,243	-	5,771	5,771	-	-	-	37,766	14,566	46,442	8	-	1,081,505

Amounts in Thousand Shillings

APPENDIX 5: SUMMARY OF GROUP LIFE BUSINESS REVENUE ACCOUNTS FOR THE PERIOD ENDED 30.09.2014

Company	Life Fund BF	Gross Premium	Net Premium	Other (Fee) Income	Claims Paid	Total Claims	Surrenders	Bonuses Paid	Annuities Paid	Net Commissions	Expense of Management	Investment Income	Investment Expenses	Transfer To (From) P & L	Life Fund CF
INSURERS															
APA LIFE ASSURANCE COMPANY	297,109	377,272	188,232	-	102,583	102,583	-	-	-	12,907	48,411	52,592	1,812	-	372,221
BRITISH AMERICAN INSURANCE	1,112,497	1,139,417	958,625	-	312,117	312,117	-	-	-	71,446	146,617	614,988	5,422	-	2,150,508
CANNON ASSURANCE COMPANY	46,198	171,225	29,962	25,788	2,286	1,414	-	-	-	17,059	4,326	2,057	-	-	115,325
CAPEX LIFE ASSURANCE COMPANY	-	14,198	14,198	-	-	-	-	-	-	-	-	-	-	-	14,198
CFC LIFE ASSURANCE COMPANY	85,277	511,658	422,230	-	99,385	193,807	-	-	-	38,071	12,743	49,992	-	-	312,878
CIC LIFE ASSURANCE COMPANY	-	3,019,426	2,843,202	-	2,539,915	2,336,592	-	-	-	68,218	687,403	168,257	-	-	80,753
CORPORATE INSURANCE COMPANY	-	3,064	3,064	-	-	-	-	-	-	-	3,064	-	-	-	-
FIRST ASSURANCE COMPANY	220,748	120,768	73,296	-	20,256	21,903	-	-	-	2,756	5,863	19,230	-	-	288,266
GA LIFE ASSURANCE COMPANY	-	14,601	1,148	-	-	-	-	-	-	3,488	4,367	645	-	-	914
GEMINIA INSURANCE COMPANY	40,315	40,567	28,254	-	15,199	21,776	-	-	-	718	-	-	-	-	46,075
ICEA LION LIFE ASSURANCE	724,983	534,584	304,223	-	139,802	-	-	-	-	18,346	56,552	35,998	-	10,093	1,016,906
JUBILEE INSURANCE COMPANY	246,024	640,125	436,545	-	171,227	152,515	-	-	-	61,739	105,910	116,060	1,533	-	476,933
KENINDIA ASSURANCE COMPANY	130,434	33,376	13,888	-	21,333	-	-	-	-	5,571	1,525	12,080	-	-	149,306
KENYA ORIENT LIFE ASSURANCE	-	94,281	77,023	-	-	-	-	-	-	3,271	35,400	8,043	-	-	46,396
MADISON INSURANCE COMPANY	93,767	90,515	76,877	-	15,758	15,758	-	-	-	2,396	46,715	15,643	-	-	121,418
MERCANTILE INSURANCE COMPANY	53,641	182,238	138,647	417	8,159	59,269	-	-	-	22,183	60,312	19,683	-	2,618	73,244
METROPOLITAN INSURANCE	85,995	221,752	107,735	-	53,212	8,442	-	-	-	15,132	24,126	50,845	407	-	196,468
OLD MUTUAL LIFE ASSURANCE	1,647,102	1,247,511	1,032,231	-	625,767	625,767	-	-	-	58,767	57,606	396,152	-	-	2,185,939
PAN AFRICA INSURANCE COMPANY	213,546	1,837,970	1,144,143	-	304,238	285,581	-	-	-	342,975	30,973	8,066	-	-	706,225
PIONEER ASSURANCE COMPANY	2,008	1,516	820	-	-	-	-	-	-	105	-	-	-	-	2,932
SHIELD ASSURANCE COMPANY	20,128	1,063	483	-	-	-	-	-	-	-	520	-	-	-	20,092
TAKAFUL INSURANCE OF AFRICA LIMITED	-	-	-	-	-	-	-	-	-	-	-	-	-	-	-
THE KENYAN ALLIANCE INSURANCE	22,967	182,392	39,396	-	17,850	22,673	-	-	-	20,900	10,064	2,533	-	-	53,059
THE MONARCH INSURANCE	60,215	19,168	8,345	-	2,500	-	-	-	-	2,104	19,447	5,328	-	-	56,546
UAP LIFE ASSURANCE COMPANY	588,848	645,196	307,856	-	138,118	-	-	-	-	8,421	149,260	185,360	763	-	941,988
TOTAL	5,691,802	11,143,883	8,250,423	26,205	4,589,705	4,160,197	-	-	-	630,215	1,511,204	1,763,552	8,411	7,475	9,267,084
REINSURERS															
CONTINENTAL REINSURANCE	-	47,959	40,638	-	16,352	-	-	-	-	8,964	3,753	20,908	661	-	48,167
EAST AFRICAN REINSURANCE	286,928	327,426	253,093	-	89,989	-	-	-	-	86,619	11,777	64,913	2,944	-	503,594
KENYA REINSURANCE CORPORATION	4,170,123	490,642	467,460	-	199,158	199,158	-	-	-	160,898	97,156	309,018	-	-	4,489,389
TOTAL	4,170,123	538,601	508,098	-	215,510	199,158	-	-	-	169,862	100,909	329,926	661	-	4,537,556

Amounts in Thousand Shillings

APPENDIX 6: SUMMARY OF PENSIONS BUSINESS REVENUE ACCOUNTS FOR THE PERIOD ENDED 30.09.2014															
Company	Life Fund BF	Gross Premium	Net Premium	Other (Fee) Income	Claims Paid	Total Claims	Surrenders	Bonuses Paid	Annuities Paid	Net Commissions	Expense of Management	Investment Income	Investment Expenses	Transfer To (From) P & L	Life Fund CF
INSURERS															
APA LIFE ASSURANCE COMPANY	1,597,658	299,131	299,131	-	134,013	134,013	-	-	-	3,480	13,539	192,677	7,098	-	1,931,336
BRITISH AMERICAN INSURANCE	8,109,075	1,876,439	1,876,439	-	798,392	798,392	-	-	-	-	60,550	1,501,268	20,781	-	10,607,059
CANNON ASSURANCE COMPANY	8,042	-	-	-	4,217	4,217	-	-	-	-	-	-	-	-	3,825
CAPEX LIFE ASSURANCE COMPANY	-	-	-	-	-	-	-	-	-	-	-	-	-	-	-
CFC LIFE ASSURANCE COMPANY	10,777,594	1,282,832	1,282,832	-	1,207,584	1,207,584	-	-	-	8,572	195,984	1,063,951	-	-	11,712,235
CIC LIFE ASSURANCE COMPANY	-	148,160	-	-	-	-	-	-	-	2,448	1,403	-	-	-	1,045
CORPORATE INSURANCE COMPANY	-	-	-	-	-	-	-	-	-	-	-	-	-	-	-
FIRST ASSURANCE COMPANY	-	-	-	-	-	-	-	-	-	-	-	-	-	-	-
GA LIFE ASSURANCE COMPANY	-	640,110	640,110	-	49,059	49,059	-	-	-	807	8,771	97,537	-	-	679,010
GEMINIA INSURANCE COMPANY	-	-	-	-	-	116	-	-	-	-	-	-	-	-	116
ICEA LION LIFE ASSURANCE	26,649,590	2,967,340	2,967,340	-	-	-	-	2,502,765	-	38,125	313,905	2,697,381	-	96,000	29,363,514
JUBILEE INSURANCE COMPANY	20,547,193	3,485,325	3,485,325	-	1,873,579	-	1,873,579	-	-	26,106	81,662	1,638,264	21,046	323,460	23,344,931
KENINDIA ASSURANCE COMPANY	12,069,111	1,283,795	1,283,795	-	36,568	-	1,107,650	-	-	10,955	59,479	1,117,754	-	-	13,292,576
KENYA ORIENT LIFE ASSURANCE	-	-	-	-	-	-	-	-	-	-	-	-	-	-	-
MADISON INSURANCE COMPANY	2,311,201	174,668	174,668	-	243,527	243,527	54,498	-	-	2,091	447	53,099	-	-	2,293,796
MERCANTILE INSURANCE COMPANY	-	-	-	-	-	-	-	-	-	-	-	-	-	-	-
METROPOLITAN INSURANCE	492,641	-	-	-	484,658	-	484,658	-	-	-	-	7,346	2,652	-	12,676
OLD MUTUAL LIFE ASSURANCE	1,355,920	271,974	271,974	-	117,851	117,851	-	-	-	-	17,239	152,722	5,771	-	1,639,754
PAN AFRICA INSURANCE COMPANY	6,288	-	-	-	-	-	-	-	-	-	-	-	-	-	6,288
PIONEER ASSURANCE COMPANY	586,924	93,288	93,288	-	71,303	-	-	-	-	12	-	52,783	-	-	732,982
SHIELD ASSURANCE COMPANY	-	-	-	-	-	-	-	-	-	-	-	-	-	-	-
TAKAFUL INSURANCE OF AFRICA LIMITED	-	-	-	-	-	-	-	-	-	-	-	-	-	-	-
THE KENYAN ALLIANCE INSURANCE	593,260	135,906	135,906	-	29,562	30,631	-	-	-	857	7,320	66,254	-	-	756,613
THE MONARCH INSURANCE	-	-	-	-	-	-	-	-	-	-	947	259	-	-	688
UAP LIFE ASSURANCE COMPANY	2,757,049	460,878	460,878	-	240,996	-	240,996	-	-	-	-	132,743	763	-	3,108,911
TOTAL	87,861,546	13,119,846	12,971,686	-	5,291,309	2,585,158	3,761,381	2,502,765	-	88,557	760,352	8,774,038	58,111	419,460	99,485,979
REINSURERS															
CONTINENTAL REINSURANCE	-	-	-	-	-	-	-	-	-	-	-	-	-	-	-
EAST AFRICAN REINSURANCE	-	-	-	-	-	-	-	-	-	-	-	-	-	-	-
KENYA REINSURANCE CORPORATION	-	-	-	-	-	-	-	-	-	-	-	-	-	-	-
TOTAL	-	-	-	-	-	-	-	-	-	-	-	-	-	-	-

Amounts in Thousand Shillings

APPENDIX 7: SUMMARY OF COMBINED LIFE BUSINESS REVENUE ACCOUNTS FOR THE PERIOD ENDED 30.09.2014															
Company	Life Fund BF	Gross Premium	Net Premium	Other (Fee) Income	Total Benefits	Claims	Surrenders	Bonuses Paid	Annuities Paid	Net Commissions	Expense of Management	Investment Income	Investment Expenses	Transfer To (From) P & L	Life Fund CF
INSURERS															
APA LIFE ASSURANCE COMPANY	2,253,780	751,190	562,150	-	294,878	252,405	-	-	42,473	19,266	95,616	291,849	11,323	-	2,686,697
BRITISH AMERICAN INSURANCE	23,504,174	7,460,753	7,223,703	-	3,182,395	2,540,092	91,875	511,712	38,716	1,052,062	1,157,795	7,042,735	62,550	-	32,315,809
CANNON ASSURANCE COMPANY	828,089	248,901	106,508	26,187	42,671	42,671	-	-	-	10,123	47,997	51,423	-	-	931,662
CAPEX LIFE ASSURANCE COMPANY	77,349	21,802	21,802	-	2,657	2,657	-	-	-	764	35,316	5,548	-	-	65,963
CFC LIFE ASSURANCE COMPANY	18,721,054	3,258,588	3,139,674	-	1,972,820	1,972,820	-	-	-	184,463	845,432	1,793,103	-	-	20,651,114
CIC LIFE ASSURANCE COMPANY	-	3,631,131	3,289,142	-	2,601,855	2,601,855	-	-	-	145,831	763,360	212,667	-	-	9,237
CORPORATE INSURANCE COMPANY	-	180,953	180,953	-	62,669	62,669	-	-	-	49,769	22,479	29,838	-	-	75,874
FIRST ASSURANCE COMPANY	220,748	120,768	73,296	-	21,903	21,903	-	-	-	2,756	5,863	19,230	-	-	288,266
GA LIFE ASSURANCE COMPANY	-	654,711	641,258	-	49,059	49,059	-	-	-	2,681	13,138	98,182	-	-	679,924
GEMINIA INSURANCE COMPANY	285,349	59,579	46,231	-	25,013	25,013	-	-	-	3,300	1,948	25,299	-	-	326,616
ICEA LION LIFE ASSURANCE	36,568,600	5,005,469	4,758,880	-	3,346,831	163,932	308,884	2,502,765	371,250	240,898	529,512	3,701,349	-	240,001	40,671,587
JUBILEE INSURANCE COMPANY	27,435,367	6,015,543	5,809,310	-	2,790,859	519,093	2,271,766	-	-	488,441	549,736	2,202,996	27,646	323,460	31,267,533
KENINDIA ASSURANCE COMPANY	15,721,337	1,835,810	1,815,221	-	1,121,599	-	1,121,599	-	-	85,441	126,360	1,483,989	-	-	17,687,147
KENYA ORIENT LIFE ASSURANCE	-	94,281	77,023	-	-	-	-	-	-	3,271	35,400	8,043	-	-	46,396
MADISON INSURANCE COMPANY	4,773,171	1,002,874	989,236	-	695,973	597,228	54,498	-	44,247	112,149	371,178	111,329	-	-	4,793,179
MERCANTILE INSURANCE COMPANY	380,600	201,867	158,147	2,962	74,696	74,696	-	-	-	31,610	108,152	34,769	-	18,579	380,602
METROPOLITAN INSURANCE	10,170,831	1,164,236	1,016,779	242,413	1,692,794	383,391	1,308,345	-	1,058	127,468	634,378	1,306,749	65,327	-	10,216,801
OLD MUTUAL LIFE ASSURANCE	16,294,154	4,338,601	4,110,487	-	2,053,987	1,935,576	118,411	-	-	497,410	549,015	1,887,039	42,645	-	16,832,653
PAN AFRICA INSURANCE COMPANY	573,895	2,297,677	1,603,774	-	532,018	532,018	-	-	-	437,486	154,866	27,733	-	-	1,081,031
PIONEER ASSURANCE COMPANY	754,285	126,034	124,673	-	-	-	-	-	-	7,942	34,458	71,888	-	-	908,444
SHIELD ASSURANCE COMPANY	313,350	109,845	109,265	-	42,877	42,877	-	-	-	10,284	53,665	-	-	-	315,790
TAKAFUL INSURANCE OF AFRICA	-	-	-	-	-	-	-	-	-	-	-	-	-	-	-
THE KENYAN ALLIANCE INSURANCE	629,836	324,253	181,257	-	55,909	55,909	-	-	-	19,454	18,299	70,325	-	-	826,667
THE MONARCH INSURANCE	60,215	23,055	12,195	-	400	400	-	-	-	333	24,338	6,667	-	-	54,008
UAP LIFE ASSURANCE COMPANY	5,836,444	2,051,193	1,713,853	-	443,548	-	376,248	-	67,300	45,627	360,407	898,614	-	-	7,599,328
TOTAL	165,402,628	40,979,114	37,764,817	271,562	21,107,411	11,876,264	5,651,626	3,014,477	565,044	3,508,801	6,538,708	21,381,364	209,491	544,882	190,693,854
REINSURERS															
CONTINENTAL REINSURANCE	-	49,432	42,018	-	-	-	-	-	-	9,083	3,801	21,175	669	-	49,638
EAST AFRICAN REINSURANCE	293,888	352,071	272,143	-	-	-	-	-	-	93,054	12,017	66,238	3,004	-	524,193
KENYA REINSURANCE CORPORATION	5,196,054	566,568	533,323	-	204,929	204,929	-	-	-	198,545	111,674	355,193	-	-	5,569,423
TOTAL	5,489,942	968,071	847,484	-	204,929	204,929	-	-	-	300,682	127,492	442,606	3,673	-	6,143,254

Amounts in Thousand Shillings

APPENDIX 8: SUMMARY OF GROSS PREMIUM INCOME UNDER GENERAL INSURANCE BUSINESS FOR THE PERIOD ENDED 30.09.2014

Company	Aviation	Engineering	Fire Domestic	Fire Industrial	Liability	Marine	Motor Private	Motor Commercial	Motor Commercial PSV	Personal Accident	Theft	Workmens' Compensation	Medical	Miscellaneous	Total	Market Share (%)
INSURERS																
AAR INSURANCE KENYA	-	1,295	3,807	-	2,752	447	-	-	-	40,251	517	19,372	2,939,299	4,312	3,012,052	3.83
AFRICAN MERCHANT ASSURANCE	-	66,064	10,052	89,743	10,287	6,751	508,299	455,857	451,691	78,148	15,621	78,462	-	74,318	1,845,293	2.34
AIG INSURANCE COMPANY	76,068	46,032	74,277	596,826	458,963	35,899	517,289	671,387	-	385,103	367,043	70,502	-	-	3,299,389	4.19
APA INSURANCE COMPANY	14,111	185,386	47,747	499,876	62,007	162,430	898,939	1,359,378	-	70,510	130,254	515,696	2,003,770	264,527	6,214,631	7.90
BRITISH AMERICAN INSURANCE	-	120,668	66,108	207,370	22,425	110,235	630,830	734,408	29,462	427,697	161,747	139,166	795,131	284,884	3,729,121	4.74
CANNON ASSURANCE COMPANY	-	85,373	11,516	73,582	9,297	23,853	226,405	257,429	-	61,049	35,390	84,062	-	71,511	939,467	1.19
CIC GENERAL INSURANCE COMPANY	-	126,198	82,604	484,584	31,968	46,749	1,388,767	1,913,593	-	156,592	347,678	162,223	2,200,797	192,761	7,134,514	9.06
CORPORATE INSURANCE COMPANY	-	15,298	4,038	27,691	1,835	35,958	66,421	26,979	11,605	10,656	9,409	25,730	-	19,209	254,829	0.32
DIRECTLINE ASSURANCE COMPANY	-	-	-	-	-	-	21,421	6,795	1,643,145	-	-	-	-	-	1,671,361	2.12
FIDELITY SHIELD INSURANCE	-	34,468	21,712	169,044	10,400	45,019	213,085	357,544	7,832	19,976	51,711	135,675	-	25,846	1,092,312	1.39
FIRST ASSURANCE COMPANY	-	180,943	37,944	287,608	33,624	82,742	431,257	548,368	-	62,177	69,227	150,904	633,207	129,180	2,647,181	3.36
GA INSURANCE COMPANY	20,697	181,703	50,669	555,062	43,718	224,405	246,226	296,956	43,433	45,662	237,351	334,148	675,939	158,816	3,114,785	3.96
GATEWAY INSURANCE COMPANY	-	4,826	2,328	7,139	6,978	1,694	164,605	68,958	95,481	3,698	7,878	12,080	108,130	18,054	501,849	0.64
GEMINIA INSURANCE COMPANY	-	59,190	26,740	162,130	12,013	115,563	178,087	305,665	-	32,385	107,700	167,256	-	18,297	1,185,016	1.51
HERITAGE INSURANCE COMPANY	-	147,416	107,672	311,748	97,639	37,172	351,798	379,154	-	201,596	71,191	224,906	1,118,375	143,585	3,192,252	4.06
ICEA LION GENERAL INSURANCE	588,738	97,108	94,839	744,600	121,222	209,581	725,038	725,542	-	207,755	137,953	295,669	148,525	47,726	4,144,296	5.27
INTRA-AFRICA ASSURANCE	-	45,020	16,505	60,119	3,260	64,410	136,299	143,221	230	13,420	45,028	104,810	-	60,594	692,916	0.88
INVESCO ASSURANCE COMPANY	2,380	309	50	-	-	155,595	88,787	1,284,951	1,726	3,054	-	-	-	-	1,536,852	1.95
JUBILEE INSURANCE COMPANY	60,486	142,175	44,271	637,299	155,044	140,460	1,131,743	434,836	-	566,863	136,935	144,605	4,503,295	175,156	8,273,168	10.51
KENINDIA ASSURANCE COMPANY	-	135,605	30,369	651,445	30,552	185,794	219,134	339,508	-	44,230	279,642	313,113	88,193	13,667	2,331,252	2.96
KENYA ORIENT INSURANCE	-	26,010	20,891	42,025	20,648	17,254	593,257	547,063	5,942	21,636	59,119	48,896	-	54,984	1,457,725	1.85
MADISON INSURANCE COMPANY	-	17,671	6,070	38,112	47,613	3,570	202,932	333,381	-	9,887	17,499	20,598	308,278	12,320	1,017,931	1.29
MAYFAIR INSURANCE COMPANY	7,744	176,763	33,429	291,223	18,314	94,787	183,333	207,651	-	28,107	101,128	229,300	-	65,859	1,437,638	1.83
OCCIDENTAL INSURANCE COMPANY	-	77,922	32,229	216,948	5,505	125,012	196,693	337,124	-	32,808	111,049	212,421	-	46,901	1,394,612	1.77
PACIS INSURANCE COMPANY	-	6,327	11,537	58,902	9,482	5,904	209,890	259,391	-	24,822	26,061	56,785	88,502	4,545	762,148	0.97
PHOENIX OF EAST AFRICA	169,574	6,949	5,079	35,412	5,080	15,296	52,143	28,793	-	7,281	14,157	26,016	-	4,132	369,912	0.47
REAL INSURANCE COMPANY	-	178,224	25,999	340,688	45,195	102,026	394,629	556,181	-	143,427	34,823	57,765	317,292	4,187	2,200,436	2.80
RESOLUTION HEALTH INSURANCE	-	-	-	-	-	-	-	-	-	-	-	42,457	1,900,326	-	1,942,783	2.47
SAHAM INSURANCE COMPANY	-	171,347	7,395	66,911	5,163	2,668	71,385	58,180	-	6,811	23,413	29,074	54,936	296,705	793,988	1.01
TAKAFUL INSURANCE OF AFRICA	-	6,612	9,610	31,872	4,788	10,793	123,759	224,852	-	4,575	59,273	24,205	-	7,947	508,286	0.65
TAUSI ASSURANCE COMPANY	-	30,819	30,102	140,474	8,445	85,391	103,964	49,747	3,189	10,541	79,438	117,828	4,526	16,058	680,522	0.86
THE KENYAN ALLIANCE INSURANCE	-	17,574	32,590	64,624	4,535	15,776	434,725	355,859	-	46,225	26,876	40,755	-	862	1,040,401	1.32
THE MONARCH INSURANCE	-	10,645	1,970	21,005	4,360	6,110	173,468	132,505	-	10,852	6,550	13,848	-	28,733	410,046	0.52
TRIDENT INSURANCE COMPANY	7,198	12,098	8,706	122,625	3,046	58,846	137,524	136,816	2,429	6,437	27,597	71,467	-	42,566	637,355	0.81
UAP INSURANCE COMPANY	-	461,141	88,119	585,571	123,631	90,203	835,298	893,402	-	76,639	289,716	257,992	2,306,145	155,578	6,163,435	7.83
XPLICO INSURANCE COMPANY	40,271	9,781	1,795	17,880	18,548	23,728	528,559	266,241	-	42,052	10,839	52,403	-	71,483	1,083,580	1.38
TOTAL	987,267	2,884,950	1,047,769	7,640,138	1,438,337	2,342,121	12,385,989	14,697,705	2,296,165	2,902,922	3,099,813	4,280,189	20,194,666	2,515,303	78,713,334	100.00
REINSURERS																
CONTINENTAL REINSURANCE	(60,692)	37,288	-	544,226	13,744	76,690	-	148,316	-	2,520	307,814	-	485,208	62,130	1,617,244	14.94
EAST AFRICAN REINSURANCE	1,625	139,994	-	1,027,218	6,118	166,074	-	211,713	-	6,361	235	798	460,025	260,577	2,280,738	21.08
KENYA REINSURANCE CORPORATION	16,990	418,491	189	2,327,610	62,521	403,047	15,772	368,788	-	1,308,255	414,712	1,536	973,171	612,261	6,923,343	63.98
TOTAL	(42,077)	595,773	189	3,899,054	82,383	645,811	15,772	728,817	-	1,317,136	722,761	2,334	1,918,404	934,968	10,821,325	100.00
GRAND TOTAL	945,190	3,480,723	1,047,958	11,539,192	1,520,720	2,967,932	12,401,761	15,426,522	2,296,165	4,220,058	3,822,574	4,282,523	22,113,070	3,450,271	89,534,659	N/A

Amounts in Thousand Shillings

APPENDIX 9: SUMMARY OF CLAIMS PAID UNDER GENERAL INSURANCE BUSINESS FOR THE PERIOD ENDED 30.09.2014

Company	Aviation	Engineering	Fire Domestic	Fire Industrial	Liability	Marine	Motor Private	Motor Commercial	Motor Commercial PSV	Personal Accident	Theft	Workmens' Compensation	Medical	Miscellaneous	Total
INSURERS															
AAR INSURANCE KENYA	-	-	495	-	432	-	-	-	-	4,761	-	100	1,456,711	210	1,462,709
AFRICAN MERCHANT ASSURANCE	-	1,571	1,277	19,554	594	222	310,878	146,748	248,233	14,631	1,612	1,601	-	513	747,434
AIG INSURANCE COMPANY	(213)	1,575	21,282	33,367	28,306	3,304	268,503	362,912	-	101,468	5,749	16,590	-	-	842,843
APA INSURANCE COMPANY	-	97,610	22,996	1,712,545	62,838	80,601	638,725	612,609	-	47,218	66,586	182,472	1,012,565	23,795	4,560,560
BRITISH AMERICAN INSURANCE	-	14,799	8,358	40,307	1,672	12,912	370,783	253,453	-	69,550	30,350	21,082	498,832	148,862	1,470,960
CANNON ASSURANCE COMPANY	-	62,998	6,861	11,593	2,029	15,403	150,225	88,030	-	29,535	44,416	28,419	-	662	440,171
CIC GENERAL INSURANCE COMPANY	-	64,699	15,585	77,753	74,236	21,483	1,137,948	954,792	-	67,898	132,784	43,258	1,990,666	27,617	4,608,719
CORPORATE INSURANCE COMPANY	250	5,301	60	1,766	-	4,677	34,670	20,500	15,510	177	6,987	2,067	-	-	91,965
DIRECTLINE ASSURANCE COMPANY	-	-	-	-	-	-	1,028	380	702,270	-	-	-	-	-	703,678
FIDELITY SHIELD INSURANCE	-	2,530	2,902	8,428	1,040	4,972	128,399	160,132	-	1,949	12,542	40,993	-	2,679	365,566
FIRST ASSURANCE COMPANY	-	82,723	20,782	71,298	13,017	60,452	302,574	324,543	-	23,186	72,008	79,140	611,416	4,723	1,668,862
GA INSURANCE COMPANY	15,490	65,973	13,133	108,070	4,736	92,083	164,366	190,525	-	12,673	121,648	104,275	440,951	-	1,333,923
GATEWAY INSURANCE COMPANY	-	-	148	341	-	211	87,128	21,244	60,341	102	308	2,221	24,823	45	196,912
GEMINIA INSURANCE COMPANY	-	71,470	1,258	22,207	823	34,723	47,717	103,866	-	9,737	68,779	28,705	-	3	389,288
HERITAGE INSURANCE COMPANY	-	1,033	19,770	12,773	-	2,742	137,847	67,153	-	27,980	46,566	29,299	121,906	10,620	477,671
ICEA LION GENERAL INSURANCE	59,330	61,176	14,312	290,813	8,400	40,085	361,563	281,341	-	97,314	50,797	96,556	92,159	581	1,454,427
INTRA-AFRICA ASSURANCE	-	5,367	2,226	35,293	510	19,425	85,402	87,985	-	19,679	15,547	30,050	-	7,626	309,110
INVESCO ASSURANCE COMPANY	-	-	820	9,894	-	-	29,676	24,362	405,365	6,681	-	1,263	-	-	478,061
JUBILEE INSURANCE COMPANY	-	110,805	14,254	112,204	36,160	52,617	847,422	173,413	-	438,710	116,251	46,536	2,665,740	79,665	4,693,777
KENINDIA ASSURANCE COMPANY	-	108,910	13,709	105,539	3,708	110,300	104,869	188,222	-	135,212	178,222	227,113	53,836	447	1,230,087
KENYA ORIENT INSURANCE	-	711	1,496	5,227	5,690	783	315,890	190,436	-	649	13,571	5,258	-	1,236	540,947
MADISON INSURANCE COMPANY	-	4,251	2,867	48,351	9,847	380	100,538	35,961	-	16,133	6,262	8,838	82,502	16,551	332,281
MAYFAIR INSURANCE COMPANY	-	20,490	17,996	44,910	723	25,703	75,932	38,161	-	775	93,167	30,396	-	195	348,448
OCCIDENTAL INSURANCE COMPANY	-	30,416	36,349	219,244	748	88,153	125,513	157,942	-	23,924	90,693	93,478	-	7,884	874,344
PACIS INSURANCE COMPANY	-	2,644	2,395	4,758	1,659	(3)	140,946	41,247	-	2,766	3,475	5,424	9,611	25	214,947
PHOENIX OF EAST AFRICA	10,926	12,004	1,198	18,284	71	7,865	39,045	22,996	-	4,583	24,443	7,925	-	-	149,340
REAL INSURANCE COMPANY	-	9,966	(682)	35,325	4,837	(8,654)	226,654	163,896	-	60,816	14,534	18,403	308,566	519	834,180
RESOLUTION HEALTH INSURANCE	-	-	-	-	-	-	-	-	-	-	-	-	1,229,695	-	1,229,695
SAHAM INSURANCE COMPANY	-	19,767	2,454	1,302	-	638	57,400	22,153	-	13	16,820	897	35,832	260,900	418,176
TAKAFUL INSURANCE OF AFRICA	-	-	4,373	-	22	9	30,685	49,366	-	-	6,803	3,137	-	15,250	109,645
TAUSI ASSURANCE COMPANY	-	12,416	10,816	36,848	2,294	23,775	34,003	111,449	-	120	25,099	26,753	5,966	8	289,547
THE KENYAN ALLIANCE INSURANCE	-	31,643	1,920	4,322	17,018	550	302,324	170,946	-	19,559	10,535	14,861	-	177	573,855
THE MONARCH INSURANCE	-	154	276	-	-	207	67,507	13,885	-	521	725	1,258	-	-	84,533
TRIDENT INSURANCE COMPANY	-	11,659	668	74,462	465	29,711	48,077	44,363	-	3,558	12,081	44,568	-	500	270,112
UAP INSURANCE COMPANY	-	9,942	5,692	187,698	2,238	27,300	532,576	360,832	-	17,728	91,470	41,227	1,655,962	64,511	2,997,176
XPLICO INSURANCE COMPANY	-	1,058	284	-	-	4,514	118,001	50,425	-	-	8,304	7,847	-	-	190,433
TOTAL	85,783	925,661	268,130	3,354,476	284,113	757,143	7,424,814	5,536,268	1,431,719	1,259,606	1,389,134	1,292,010	12,297,739	675,786	36,982,382
REINSURERS															
CONTINENTAL REINSURANCE	1,309	3,842	-	56,734	(124)	6,957	-	4,625	-	143	80,392	-	178,715	993	333,586
EAST AFRICA REINSURANCE	580	70,821	-	584,443	474	42,880	-	88,345	-	1,294	64	-	210,401	87,834	1,087,116
KENYA REINSURANCE CORPORATION	14,001	111,510	-	1,129,341	2,261	162,423	730	161,566	-	628,265	227,220	15	751,697	195,713	3,384,742
TOTAL	15,890	186,173	-	1,770,518	2,611	212,240	730	254,536	-	629,702	307,676	15	1,140,813	284,540	4,805,444

Amounts in Thousand Shillings

APPENDIX 10: SUMMARY OF CLAIMS INCURRED UNDER GENERAL INSURANCE BUSINESS FOR THE PERIOD ENDED 30.09.2014

Company	Aviation	Engineering	Fire Domestic	Fire Industrial	Liability	Marine	Motor Private	Motor Commercial	Motor Commercial PSV	Personal Accident	Theft	Workmens' Compensation	Medical	Miscellaneous	Total
INSURERS															
AAR INSURANCE KENYA	-	157	235	-	696	54	-	-	-	4,143	72	840	1,100,057	48	1,106,302
AFRICAN MERCHANT ASSURANCE	-	(1,990)	(1,870)	9,194	1,547	1,121	350,702	281,617	224,272	(2,982)	889	12,136	-	(7,856)	866,780
AIG INSURANCE COMPANY	428	2,257	11,393	23,292	69,960	(9,922)	273,086	370,886	-	109,741	17,822	(16,822)	-	(183)	851,938
APA INSURANCE COMPANY	19	(12,109)	660	73,230	54,347	72,554	783,988	707,804	-	79,212	90,814	294,706	676,062	143,532	2,964,819
BRITISH AMERICAN INSURANCE	-	13,879	8,253	98,214	3,528	2,836	477,247	301,332	-	14,877	47,348	29,256	494,589	162,926	1,654,285
CANNON ASSURANCE COMPANY	-	(9,174)	680	4,584	5,741	2,760	187,165	71,992	-	254	10,275	40,573	-	300	315,150
CIC GENERAL INSURANCE COMPANY	-	7,874	13,555	64,417	34,323	5,065	979,786	830,334	-	62,343	35,000	32,639	2,207,318	29,684	4,302,338
CORPORATE INSURANCE COMPANY	-	4,801	49	(4,457)	(35)	3,322	25,177	525	17,877	180	(1,149)	(2,240)	-	2,327	46,377
DIRECTLINE ASSURANCE COMPANY	-	-	-	-	-	-	11,288	3,845	871,231	-	-	-	-	-	886,364
FIDELITY SHIELD INSURANCE	-	2,959	3,100	11,361	5,692	10,586	139,390	195,666	-	2,338	12,862	59,005	-	2,228	445,187
FIRST ASSURANCE COMPANY	-	15,225	16,930	37,544	(10,290)	15,894	313,730	374,927	-	6,986	38,704	68,294	311,819	5,951	1,195,714
GA INSURANCE COMPANY	15,707	9,206	8,468	27,458	17,786	51,689	125,263	224,883	-	6,775	100,560	252,572	110,002	64	950,433
GATEWAY INSURANCE COMPANY	-	(277)	85	(113)	(545)	865	112,014	263,733	(182,315)	(548)	1,594	10,221	28,885	(727)	232,872
GEMINIA INSURANCE COMPANY	-	(1,246)	6,382	18,016	589	11,111	52,781	130,302	-	4,705	33,858	69,845	-	250	326,593
HERITAGE INSURANCE COMPANY	(99)	1,599	16,167	26,680	873	14,472	131,811	118,508	-	47,904	22,525	56,447	125,433	22,399	584,719
ICEA LION GENERAL INSURANCE	1,734	21,866	12,214	58,499	23,580	45,915	455,447	387,085	-	41,819	60,477	53,158	66,839	561	1,229,194
INTRA-AFRICA ASSURANCE	-	138	3,438	37,611	10,734	(1,956)	69,244	85,771	-	29,939	51,964	38,064	-	10,514	335,461
INVESCO ASSURANCE COMPANY	-	1	(859)	(1,907)	501	(1,887)	32,716	39,214	726,804	6,561	(487)	2,576	-	1	803,234
JUBILEE INSURANCE COMPANY	-	41,999	14,204	50,677	10,461	47,368	953,324	131,328	4,592	189,398	97,312	48,276	1,960,523	58,346	3,607,808
KENINDIA ASSURANCE COMPANY	-	34,398	5,780	46,733	7,467	22,242	101,271	191,534	-	44,334	123,700	296,260	49,901	(7,845)	915,775
KENYA ORIENT INSURANCE	-	882	1,413	4,497	4,867	2,080	296,735	204,589	-	1,903	7,804	15,658	-	1,160	541,588
MADISON INSURANCE COMPANY	-	6,168	2,813	45,884	5,525	349	113,706	40,127	-	27,762	10,517	12,353	76,237	24,670	366,111
MAYFAIR INSURANCE COMPANY	-	8,035	6,135	8,474	1,563	15,288	79,721	95,032	-	1,947	7,464	57,042	-	(249)	280,452
OCCIDENTAL INSURANCE COMPANY	-	4,620	21,854	33,733	273	27,417	136,984	174,259	(4,140)	5,557	26,032	116,712	-	3,556	546,857
PACIS INSURANCE COMPANY	-	1,630	1,133	3,507	3,663	162	160,668	54,682	-	4,260	4,302	1,230	11,974	(5)	247,206
PHOENIX OF EAST AFRICA	41	1,641	2,192	3,768	(163)	5,410	48,071	23,685	-	2,565	5,686	13,547	-	(842)	105,601
REAL INSURANCE COMPANY	-	3,811	(1,918)	3,686	6,206	3,889	308,847	213,304	-	25,647	21,485	18,729	169,369	522	773,577
RESOLUTION HEALTH INSURANCE	-	-	-	-	-	-	-	-	-	-	-	-	485,972	-	485,972
SAHAM INSURANCE COMPANY	-	(248)	3,991	4,471	103	(4)	34,604	15,349	-	94	5,674	5,205	9,205	14,781	93,189
TAKAFUL INSURANCE OF AFRICA	-	404	140	2,419	456	760	26,119	82,325	-	473	15,899	3,234	-	15,306	147,535
TAUSI ASSURANCE COMPANY	-	1,562	9,857	8,599	6,224	28,312	30,622	25,266	-	115	30,386	57,734	4,321	(597)	202,401
THE KENYAN ALLIANCE INSURANCE	-	7,724	1,167	3,335	979	364	245,224	126,183	-	5,458	10,049	13,659	-	120	414,262
THE MONARCH INSURANCE	-	243	437	(15)	229	149	78,563	24,742	-	556	535	1,495	-	(174)	106,760
TRIDENT INSURANCE COMPANY	-	128	3,517	6,133	3,281	6,613	64,338	59,209	-	1,379	402	6,280	-	(822)	150,458
UAP INSURANCE COMPANY	-	14,736	4,224	57,684	49,185	12,675	597,353	490,128	-	32,372	63,782	76,567	1,658,207	7,535	3,064,448
XPLICO INSURANCE COMPANY	-	1,371	296	27	1,102	5,490	56,166	44,432	-	1,501	9,110	17,018	-	1,644	138,157
TOTAL	17,830	184,270	176,115	767,235	320,448	403,007	7,853,151	6,384,598	1,658,321	759,568	963,267	1,762,269	9,546,713	489,125	31,285,917
REINSURERS															
CONTINENTAL REINSURANCE	(2,215)	3,098	(11,223)	84,503	71	8,271	-	10,503	-	37	95,642	-	188,652	(7,756)	369,583
EAST AFRICA REINSURANCE	594	76,664	-	613,176	525	59,705	-	135,655	-	2,174	16	742	216,133	115,626	1,221,010
KENYA REINSURANCE CORPORATION	14,658	111,762	-	823,898	1,431	160,497	905	164,241	-	670,910	224,567	41	760,410	202,098	3,135,308
TOTAL	13,037	191,524	(11,333)	1,521,577	2,027	228,473	905	310,399	-	673,121	320,225	783	1,165,195	309,968	4,725,901

Amounts in Thousand Shillings

APPENDIX 11: SUMMARY OF INCURRED CLAIMS RATIOS UNDER GENERAL INSURANCE BUSINESS FOR THE PERIOD ENDED 30.09.2014

Company	Aviation	Engineering	Fire Domestic	Fire Industrial	Liability	Marine	Motor Private	Motor Commercial	Motor Commercial PSV	Personal Accident	Theft	Workmens' Compensation	Medical	Miscellaneous	Total
INSURERS															
AAR INSURANCE KENYA	0.0	12.1	10.6	0.0	41.1	37.8	0.0	0.0	0.0	22.1	11.4	10.1	69.4	-15.3	68.4
AFRICAN MERCHANT ASSURANCE	0.0	-13.5	-17.8	13.0	77.4	49.9	97.3	74.0	52.4	-5.3	8.0	29.4	0.0	-20.8	61.2
AIG INSURANCE COMPANY	5350.0	3.4	22.1	722.2	16.8	-2.7	573.9	104.4	0.0	66.0	9.5	-13.0	0.0	0.0	47.7
APA INSURANCE COMPANY	3.1	-34.9	1.8	73.8	101.5	54.2	94.8	55.7	0.0	95.8	69.1	64.9	80.5	72.0	71.2
BRITISH AMERICAN INSURANCE	0.0	37.0	23.3	558.9	53.6	8.4	103.0	51.5	0.0	4.6	35.2	19.9	68.7	100.5	61.4
CANNON ASSURANCE COMPANY	0.0	-59.2	8.9	27.8	114.0	16.1	95.1	36.8	0.0	1.6	41.2	55.6	0.0	4.4	54.8
CIC GENERAL INSURANCE COMPANY	0.0	19.3	21.4	40.9	52.1	12.0	79.6	48.2	0.0	52.9	13.4	23.9	108.0	40.2	72.2
CORPORATE INSURANCE COMPANY	0.0	53.5	2.1	-39.1	-3.0	9.4	43.1	3.0	154.0	2.6	-13.7	-11.8	0.0	20.7	24.1
DIRECTLINE ASSURANCE COMPANY	0.0	0.0	0.0	0.0	0.0	0.0	45.9	52.5	54.9	0.0	0.0	0.0	0.0	0.0	54.7
FIDELITY SHIELD INSURANCE	0.0	60.4	25.8	33.8	63.3	87.2	68.0	58.8	0.0	35.8	82.8	49.3	0.0	99.3	58.5
FIRST ASSURANCE COMPANY	0.0	70.4	72.3	42.5	-33.6	53.0	76.8	74.7	0.0	20.8	97.0	53.6	100.2	24.8	72.9
GA INSURANCE COMPANY	973.2	30.3	25.5	28.2	58.7	55.9	64.3	106.6	0.0	22.7	61.9	98.4	79.8	0.1	65.8
GATEWAY INSURANCE COMPANY	0.0	-15.2	-7.2	11.4	-4.9	-353.1	65.0	397.5	-209.2	-26.2	75.4	113.3	65.3	-18.2	58.5
GEMINIA INSURANCE COMPANY	0.0	-37.3	35.3	64.4	6.3	24.5	33.3	47.7	0.0	35.1	83.4	46.9	0.0	-37.9	44.3
HERITAGE INSURANCE COMPANY	0.0	5.7	16.8	36.2	2.2	42.6	40.0	39.7	0.0	28.3	37.1	35.3	69.3	42.9	38.4
ICEA LION GENERAL INSURANCE	23.4	77.8	17.7	42.3	124.1	44.3	64.0	59.7	0.0	40.3	49.7	22.3	58.8	10.9	53.3
INTRA-AFRICA ASSURANCE	0.0	1.5	28.2	156.9	293.9	-3.5	56.3	67.2	0.0	281.5	168.7	42.2	0.0	31.5	64.5
INVESCO ASSURANCE COMPANY	0.0	0.7	34.6	1478.3	-331.8	-1.2	41.1	3.1	-1578.3	220.5	2029.2	-459.2	0.0	-20.0	54.5
JUBILEE INSURANCE COMPANY	0.0	-675.2	27.2	16.6	6.3	40.5	81.1	39.1	0.0	82.7	105.4	41.1	74.1	-97.5	69.2
KENINDIA ASSURANCE COMPANY	0.0	114.5	32.5	45.9	42.7	13.1	44.0	57.8	0.0	320.3	95.8	85.3	80.0	-151.1	62.9
KENYA ORIENT INSURANCE	0.0	6.0	10.0	12.4	32.0	14.0	60.2	51.3	0.0	13.8	-104.5	30.9	0.0	3.6	47.3
MADISON INSURANCE COMPANY	0.0	58.1	-19.2	13185.1	10.0	28.5	61.2	16.1	0.0	162.8	67.9	68.6	83.3	423.5	57.6
MAYFAIR INSURANCE COMPANY	0.0	59.7	53.2	46.8	19.2	39.0	48.2	50.8	0.0	34.5	32.3	31.5	0.0	-1.3	41.7
OCCIDENTAL INSURANCE COMPANY	0.0	32.3	119.9	116.9	25.8	39.0	81.9	63.8	0.0	41.7	50.0	56.7	0.0	19.5	63.4
PACIS INSURANCE COMPANY	0.0	74.9	12.7	29.3	47.9	14.0	80.4	25.8	0.0	22.5	24.4	2.7	73.6	-0.4	45.6
PHOENIX OF EAST AFRICA	1.0	70.2	43.5	32.7	-1.8	46.6	70.9	256.4	0.0	51.9	27.9	150.0	0.0	-103.8	63.0
REAL INSURANCE COMPANY	0.0	13.5	-7.5	5.9	55.8	12.4	80.5	46.4	0.0	34.2	65.5	32.1	74.5	43.7	55.4
RESOLUTION HEALTH INSURANCE	0.0	0.0	0.0	0.0	0.0	0.0	0.0	0.0	0.0	0.0	0.0	0.0	78.1	0.0	73.1
SAHAM INSURANCE COMPANY	0.0	-5.9	202.4	100.3	7.8	-4.4	57.5	27.9	0.0	10.0	122.2	28.9	81.3	21.4	40.1
TAKAFUL INSURANCE OF AFRICA	0.0	7.9	2.2	11.4	12.4	7.5	30.7	46.4	0.0	25.4	41.3	20.0	0.0	275.0	39.7
TAUSI ASSURANCE COMPANY	0.0	33.0	70.9	70.8	129.2	55.4	31.2	41.4	0.0	2.0	67.1	57.3	240.7	-3.9	48.6
THE KENYAN ALLIANCE INSURANCE	0.0	91.1	5.9	35.8	30.5	2.4	62.8	44.5	0.0	12.4	44.0	41.4	0.0	18.3	49.9
THE MONARCH INSURANCE	0.0	8.4	43.4	-0.5	4.8	5.7	53.6	24.7	0.0	6.2	32.9	10.8	0.0	-0.7	34.4
TRIDENT INSURANCE COMPANY	0.0	4.5	50.4	47.3	252.0	40.5	74.5	48.5	0.0	31.7	6.5	11.6	0.0	-1.6	41.0
UAP INSURANCE COMPANY	0.0	37.5	6.0	36.7	85.1	26.0	74.3	60.5	0.0	46.5	58.8	42.3	76.5	37.2	67.6
XPLICO INSURANCE COMPANY	0.0	17.5	21.6	0.4	5.8	22.2	11.6	20.6	0.0	4.6	98.5	39.1	0.0	3.3	15.3
TOTAL	20.3	34.6	24.1	46.2	29.4	22.6	72.6	50.8	73.7	44.2	52.2	47.7	80.9	50.0	60.7
REINSURERS															
CONTINENTAL REINSURANCE	7.3	20.0	0.0	34.9	1.2	24.6	0.0	15.7	0.0	3.6	68.2	0.0	88.3	-34.6	52.0
EAST AFRICA REINSURANCE	45.3	56.9	0.0	68.7	7.1	36.1	0.0	58.8	0.0	33.0	7.8	7.2	63.1	47.4	60.0
KENYA REINSURANCE CORPORATION	124.9	28.1	-10.3	45.1	2.1	41.0	6.3	47.3	0.0	69.4	51.5	3.1	84.2	40.0	53.4
TOTAL	-75.2	35.0	-1059.2	51.4	2.5	38.7	6.3	48.1	0.0	69.1	55.6	6.8	79.8	40.1	54.8

Amounts in Thousand Shillings

APPENDIX 12: SUMMARY OF UNDERWRITING PROFITS UNDER GENERAL INSURANCE BUSINESS FOR THE PERIOD ENDED 30.09.2014

Company	Aviation	Engineering	Fire Domestic	Fire Industrial	Liability	Marine	Motor Private	Motor Commercial	Motor Commercial PSV	Personal Accident	Theft	Workmens' Compensation	Medical	Miscellaneous	Total
INSURERS															
AAR INSURANCE KENYA	-	879	708	-	173	(60)	-	-	-	1,177	389	1,011	20,350	(1,799)	22,828
AFRICAN MERCHANT ASSURANCE	-	(10,572)	10,163	43,354	(2,993)	(100)	(138,085)	(21,978)	56,748	52,683	6,471	(2,798)	-	18,792	11,685
AIG INSURANCE COMPANY	(9,764)	59,899	7,698	(141,298)	227,193	365,379	(375,547)	(211,473)	(95,812)	(56,195)	201,136	146,275	-	1,356	118,847
APA INSURANCE COMPANY	(1,375)	15,341	18,751	(63,009)	(12,763)	25,626	(193,322)	209,135	-	(20,066)	5,665	(9,953)	(56,648)	(3,374)	(85,992)
BRITISH AMERICAN INSURANCE	-	14,747	12,117	(99,795)	921	22,590	(195,065)	56,761	29,462	182,777	37,217	50,078	22,837	(205,750)	(71,103)
CANNON ASSURANCE COMPANY	-	5,764	2,460	(3,425)	(5,151)	4,915	(71,813)	31,568	-	6,145	3,177	(10,873)	(14,528)	14,911	(36,850)
CIC GENERAL INSURANCE COMPANY	-	4,878	18,379	7,180	(4,827)	4,469	(145,756)	316,157	-	6,668	115,253	49,728	(417,917)	3,271	(42,517)
CORPORATE INSURANCE COMPANY	-	(4,326)	987	1,601	489	31,385	6,213	6,112	(11,419)	2,902	(11,241)	8,306	-	1,154	32,163
DIRECTLINE ASSURANCE COMPANY	-	-	-	-	-	-	11,224	2,814	(82,366)	-	-	-	-	-	(68,328)
FIDELITY SHIELD INSURANCE	-	(3,542)	3,640	(1,655)	(474)	(5,098)	4,950	35,186	6,255	1,690	(5,735)	10,987	-	(1,812)	44,392
FIRST ASSURANCE COMPANY	-	11,744	(3,269)	35,907	30,723	3,591	(26,156)	(26,003)	-	13,133	(8,992)	1,650	(12,301)	20,081	40,108
GA INSURANCE COMPANY	(13,054)	22,664	14,188	67,737	2,607	27,027	26,424	(71,390)	55,964	12,144	13,293	(75,852)	36,634	104,818	223,204
GATEWAY INSURANCE COMPANY	-	925	(1,620)	(2,114)	10,126	(1,314)	(77,011)	(266,759)	225,825	(2,064)	271	(4,135)	11,407	5,071	(101,392)
GEMINIA INSURANCE COMPANY	-	1,795	4,481	(6,948)	5,353	16,403	59,789	61,940	-	4,780	(221)	18,917	-	(2,891)	163,398
HERITAGE INSURANCE COMPANY	99	20,971	14,872	7,216	18,118	(5,366)	(5,024)	(2,858)	-	(5,694)	(2,049)	(10,790)	106,943	3,352	139,790
ICEA LION GENERAL INSURANCE	(7,471)	(13,327)	13,453	37,273	(17,723)	23,819	(13,474)	43,402	-	17,462	23,807	50,991	8,302	(472)	166,042
INTRA-AFRICA ASSURANCE	-	4,487	4,934	(19,583)	(8,417)	39,129	7,316	(5,091)	230	(22,740)	(31,329)	13,579	-	14,899	(2,586)
INVESCO ASSURANCE COMPANY	2,380	(688)	(2,246)	1,556	(692)	155,478	(44,517)	1,191,306	(1,539,197)	(4,561)	278	(5,248)	-	(7)	(246,158)
JUBILEE INSURANCE COMPANY	41,821	(76,075)	25,086	122,822	124,611	38,674	(72,721)	107,165	(4,592)	(45,247)	(18,092)	27,378	193,674	(168,830)	295,674
KENINDIA ASSURANCE COMPANY	-	(27,113)	1,717	(60,821)	(318)	82,368	62,831	37,610	-	(39,708)	1,120	(66,136)	(58,895)	11,570	(55,775)
KENYA ORIENT INSURANCE	-	9,182	7,479	22,894	4,338	7,200	(5,360)	7,340	68,880	6,026	(31,835)	16,230	-	19,164	131,538
MADISON INSURANCE COMPANY	-	(9,752)	(38,750)	(77,825)	(4,653)	(2,366)	(2,500)	104,970	-	(34,553)	(796)	(3,979)	(37,584)	(40,285)	(148,073)
MAYFAIR INSURANCE COMPANY	543	1,973	1,953	(15,882)	2,822	14,468	47,633	49,459	-	967	4,640	56,399	-	27,640	192,615
OCCIDENTAL INSURANCE COMPANY	-	10,201	(9,536)	(115)	659	25,561	(16,295)	20,261	4,140	5,656	18,345	12,789	-	15,674	87,340
PACIS INSURANCE COMPANY	-	(4,169)	2,263	(11,267)	(654)	(40)	(73,197)	66,204	-	2,138	979	18,403	(3,794)	911	(2,223)
PHOENIX OF EAST AFRICA	16,006	(1,029)	(2,362)	280	650	(5,631)	(25,159)	(41,219)	11,960	(4,697)	3,503	(24,331)	-	(3,034)	(75,063)
REAL INSURANCE COMPANY	-	(932)	16,723	(9,379)	(5,481)	(987)	(61,487)	62,751	-	13,623	(3,395)	13,787	(18,624)	1,139	7,738
RESOLUTION HEALTH INSURANCE	-	-	-	-	-	-	-	-	-	-	-	42,457	(198,962)	-	(156,505)
SAHAM INSURANCE COMPANY	-	18,433	(3,446)	354	168	413	(20,269)	(1,403)	-	1,033	(2,664)	(4,377)	222	8,135	(3,401)
TAKAFUL INSURANCE OF AFRICA	(177,511)	3,405	4,384	11,073	2,374	7,696	48,765	77,166	-	598	16,868	8,146	(310)	(9,740)	(7,086)
TAUSI ASSURANCE COMPANY	-	(4,918)	(3,512)	(17,271)	(3,786)	(1,371)	39,090	20,843	1,539	3,556	(2,761)	(1,317)	(2,978)	8,763	35,877
THE KENYAN ALLIANCE INSURANCE	-	325	10,367	1,240	546	5,921	(42,837)	18,618	-	14,460	1,060	857	-	265	10,822
THE MONARCH INSURANCE	-	(1,773)	(305)	(2,528)	2,178	(220)	(15,088)	12,987	-	2,452	(1,634)	2,056	-	11,611	9,736
TRIDENT INSURANCE COMPANY	(1,346)	1,465	739	14,085	(2,654)	11,722	(12,766)	31,159	(212)	2,008	5,558	33,399	-	48,361	131,518
UAP INSURANCE COMPANY	-	12,191	39,291	66,081	(16,006)	30,183	(38,278)	91,303	-	4,863	13,085	38,297	(94,846)	37,273	183,437
XP LICO INSURANCE COMPANY	7,093	1,517	34	1,572	7,489	7,123	169,358	39,833	-	13,857	(4,931)	(3,496)	(14,102)	16,786	242,133
TOTAL	(142,579)	64,570	171,821	(90,690)	354,946	928,587	(1,188,134)	2,053,876	(1,272,595)	137,273	346,440	398,435	(531,120)	(42,997)	1,187,833
REINSURERS															
CONTINENTAL REINSURANCE	(19,077)	5,440	11,223	65,612	3,639	10,679	-	40,990	-	659	(10,758)	(72,063)	4,800	11,984	53,128
EAST AFRICA REINSURANCE	207	(2,282)	-	(88,882)	4,826	46,205	-	75,850	-	4,006	176	(22,490)	(87,324)	85,753	16,045
KENYA REINSURANCE CORPORATION	(6,945)	122,600	1,064	200,502	44,828	85,086	12,065	121,004	-	(79,527)	37,920	867	(142,902)	100,119	496,681
TOTAL	(25,815)	125,758	12,287	177,232	53,293	141,970	12,065	237,844	-	(74,862)	27,338	(93,686)	(225,426)	197,856	565,854

Amounts in Thousand Shillings

APPENDIX 13: SUMMARY OF GENERAL INSURANCE BUSINESS REVENUE ACCOUNTS FOR THE PERIOD ENDED 30.09.2014

Company	Gross Direct Premium	Inward Reinsurance	Outward Reinsurance	Net Premium Written	UPR B/F	Unexpired Risk Reserve (B/F)	UPR C/F	Unexpired Risk Reserve (B/F)	Net Earned Premium Income	Incurred Claims	Net Commissions	Expense of Management	Underwriting Profit/(Loss)	Investment Income	Operating Profit
INSURERS															
AAR INSURANCE KENYA	3,012,052	-	731,465	2,280,587	1,074,565	-	1,737,670	-	1,617,482	1,106,302	112,479	375,875	22,827	111,999	134,826
AFRICAN MERCHANT ASSURANCE	1,841,402	3,892	397,101	1,448,193	479,683	-	511,268	-	1,416,608	866,780	50,744	487,399	11,684	105,172	116,857
AIG INSURANCE COMPANY	3,185,648	113,739	1,293,979	2,005,408	716,330	-	935,795	-	1,785,944	851,938	167,116	648,040	118,849	-	118,849
APA INSURANCE COMPANY	6,214,632	-	1,561,851	4,652,782	2,438,698	-	2,927,996	-	4,163,483	2,964,816	411,589	873,070	(85,992)	-	(85,992)
BRITISH AMERICAN INSURANCE	3,729,122	-	534,029	3,195,093	1,368,240	13,459	1,783,118	98,984	2,694,690	1,654,284	313,383	798,126	(71,103)	361,446	290,343
CANNON ASSURANCE COMPANY	911,908	27,559	269,992	669,474	309,547	-	404,208	-	574,814	315,149	67,411	229,102	(36,848)	133,762	96,915
CIC GENERAL INSURANCE COMPANY	7,099,865	34,649	594,825	6,539,689	3,699,946	-	4,280,738	-	5,958,897	4,302,338	451,249	1,247,828	(42,518)	444,234	401,716
CORPORATE INSURANCE COMPANY	228,749	26,080	25,537	229,292	113,380	-	150,344	-	192,328	46,377	26,669	87,120	32,162	30,651	62,814
DIRECTLINE ASSURANCE COMPANY	1,671,362	-	40,222	1,631,140	551,559	-	563,495	-	1,619,203	886,364	163,802	637,366	(68,328)	-	(68,328)
FIDELITY SHIELD INSURANCE	1,092,314	-	294,205	798,108	353,545	-	390,745	-	760,908	445,188	61,557	209,770	44,392	-	44,392
FIRST ASSURANCE COMPANY	2,599,877	47,305	909,555	1,737,627	816,979	-	913,968	-	1,640,638	1,195,715	97,345	307,469	40,109	-	40,109
GA INSURANCE COMPANY	3,075,103	39,682	1,383,124	1,731,661	728,519	-	1,016,103	-	1,444,077	950,434	(70,367)	340,807	223,203	319,804	543,008
GATEWAY INSURANCE COMPANY	494,375	7,475	91,658	410,192	142,965	-	155,421	-	397,736	232,873	31,747	234,506	(101,391)	70,095	(31,296)
GEMINIA INSURANCE COMPANY	1,163,719	21,296	375,392	809,623	414,501	-	486,098	-	738,026	326,594	51,766	196,267	163,398	108,209	271,607
HERITAGE INSURANCE COMPANY	3,183,517	8,736	1,423,666	1,768,587	816,445	-	1,062,382	-	1,522,651	584,719	(2,684)	800,825	139,791	399,481	539,272
ICEA LION GENERAL INSURANCE	4,083,854	60,443	1,642,764	2,501,534	1,218,174	-	1,412,066	-	2,307,642	1,229,195	230,786	681,619	166,043	-	166,043
INTRA-AFRICA ASSURANCE	688,510	4,408	135,702	557,216	286,368	-	323,547	-	520,036	335,462	25,679	161,481	(2,585)	13,271	10,685
INVESCO ASSURANCE COMPANY	1,536,852	-	36,611	1,500,240	371,525	-	397,775	-	1,473,990	803,233	153,366	763,550	(246,158)	-	(246,158)
JUBILEE INSURANCE COMPANY	7,511,397	761,772	2,357,263	5,915,906	2,582,435	-	3,281,582	-	5,216,759	3,607,809	424,648	888,630	295,673	816,027	1,111,700
KENINDIA ASSURANCE COMPANY	2,297,435	33,818	876,019	1,455,233	827,618	-	826,162	-	1,456,689	915,774	120,075	476,615	(55,775)	141,494	89,719
KENYA ORIENT INSURANCE	1,448,228	9,496	164,544	1,293,181	658,293	-	805,963	-	1,145,510	541,589	79,224	393,160	131,537	28,233	159,770
MADISON INSURANCE COMPANY	984,803	33,127	287,759	730,171	257,314	-	352,019	-	635,465	366,113	166,469	250,958	(148,074)	11,887	(136,187)
MAYFAIR INSURANCE COMPANY	1,401,412	36,224	717,570	720,067	391,480	-	439,218	-	672,329	280,451	21,831	177,433	192,614	-	192,614
OCCIDENTAL INSURANCE COMPANY	1,383,442	11,168	484,009	910,600	460,287	-	508,451	-	862,437	546,858	80,963	147,275	87,340	164,777	252,117
PACIS INSURANCE COMPANY	762,148	-	150,824	611,324	271,966	-	341,074	-	542,216	247,207	65,111	232,123	(2,224)	42,594	40,370
PHOENIX OF EAST AFRICA	353,838	16,072	213,958	155,952	109,332	-	97,715	-	167,569	105,603	(3,462)	140,492	(75,064)	-	(75,064)
REAL INSURANCE COMPANY	2,170,671	29,765	792,382	1,408,054	767,065	-	778,733	-	1,396,385	773,578	74,830	540,240	7,737	-	7,737
RESOLUTION HEALTH INSURANCE	1,942,783	-	1,165,670	777,113	(28,000)	(84,190)	-	-	664,924	485,972	(113,269)	448,726	(156,505)	39,651	(116,854)
SAHAM INSURANCE COMPANY	793,989	-	531,260	262,729	103,319	-	133,896	-	232,152	93,189	(11,254)	153,618	(3,401)	44,427	41,025
TAKAFUL INSURANCE OF AFRICA	508,286	-	27,184	481,101	230,560	-	340,405	-	371,257	147,535	53,297	177,511	(7,087)	22,703	15,616
TAUSI ASSURANCE COMPANY	672,844	7,679	254,635	425,888	222,131	-	231,684	-	416,335	202,400	57,410	120,647	35,878	-	35,878
THE KENYAN ALLIANCE INSURANCE	1,023,411	16,989	119,834	920,566	520,535	-	610,632	-	830,468	414,263	83,320	322,064	10,821	78,922	89,743
THE MONARCH INSURANCE	397,853	12,192	48,738	361,307	212,555	-	263,938	-	309,924	106,760	29,275	164,153	9,736	-	9,736
TRIDENT INSURANCE COMPANY	619,145	18,211	215,546	421,810	236,584	-	291,594	-	366,800	150,459	(18,458)	103,280	131,519	-	131,519
UAP INSURANCE COMPANY	6,050,863	112,571	1,311,820	4,851,613	2,429,421	-	2,745,023	-	4,536,010	3,064,448	373,122	915,003	183,437	-	183,437
XPLICO INSURANCE COMPANY	1,069,116	14,462	55,453	1,028,125	300,538	-	428,187	-	900,477	138,156	97,605	422,584	242,132	-	242,132
TOTAL	77,204,525	1,508,810	21,516,146	57,197,186	26,454,402	(70,731)	31,929,013	98,984	51,552,859	31,285,925	3,924,374	15,154,732	1,187,829	3,488,839	4,676,670
REINSURERS															
CONTINENTAL REINSURANCE	-	808,621	72,776	735,845	268,594	-	293,704	-	710,735	369,582	229,721	58,301	53,130	-	53,130
EAST AFRICA REINSURANCE	-	2,280,737	74,321	2,206,416	685,008	-	856,406	-	2,035,018	1,221,011	680,645	117,317	16,045	230,795	246,840
KENYA REINSURANCE CORPORATION	-	6,923,343	418,741	6,504,601	3,282,685	-	3,915,107	-	5,872,180	3,135,308	1,698,804	541,387	496,680	1,742,341	2,239,022
TOTAL	-	10,012,701	565,838	9,446,862	4,236,287	-	5,065,217	-	8,617,933	4,725,901	2,609,170	717,005	565,855	1,973,136	2,538,992

Amounts in Thousand Shillings

APPENDIX 14: SUMMARY OF LONG TERM INSURANCE BUSINESS BALANCE SHEETS AS AT 30.09.2014

Company	APA LIFE ASSURANCE COMPANY	BRITISH AMERICAN INSURANCE	CANNON ASSURANCE COMPANY	CAPEX LIFE ASSURANCE COMPANY	CFC LIFE ASSURANCE COMPANY	CIC LIFE ASSURANCE COMPANY	CONTINENTAL REINSURANCE	CORPORATE INSURANCE COMPANY	EAST AFRICA REINSURANCE
Share Capital	250,000	180,000	150,000	150,000	612,340	800,000	300,000	150,000	300,000
Share Premium	-	-	-	-	-	-	-	-	-
Revaluation Reserves	32,371	188,430	-	744	295,015	74,623	3,828	-	-
Statutory Reserves	261,650	-	501,804	30,408	955,817	1,177,692	36,947	87,624	-
Retained Earnings	66,345	-	-	-	(87,211)	55,555	-	-	-
Other Reserves	10,055	9,988,347	479,297	51,469	-	-	-	-	-
Total Equity	620,421	10,356,777	1,131,101	232,620	1,775,960	2,107,870	340,775	237,624	300,000
Underwriting Provisions	119,977	431,059	37,037	11,812	437,556	292,195	20,805	14,142	378,884
Actuarial Contract Liabilities	2,280,169	28,467,493	403,670	35,554	19,057,897	3,253,981	-	468,207	126,683
LongTerm Liabilities	-	-	-	132,612	352,213	-	-	-	-
Current Liabilities	131,485	325,289	183,865	10,966	601,265	452,963	78,532	16,400	43,364
Total Equity And Liabilities	3,152,052	39,580,618	1,755,673	423,565	22,224,891	6,107,009	440,111	736,373	848,931
Land And Buildings	-	420,455	80,000	-	442,628	294,624	-	-	-
Investment Property	327,500	4,580,448	746,869	338,000	898,000	1,182,591	-	275,000	-
Other Fixed Assets	13,353	287,614	5,283	6,991	169,431	125,293	-	485	-
Government Securities	980,824	8,843,937	326,288	61,512	9,497,121	1,236,582	115,658	145,500	212,056
Other Securities	38,848	-	-	-	451,775	608,678	-	-	-
Investment in Related Companies	-	1,702,992	-	-	-	-	-	-	-
Corporate Bonds	78,033	581,779	25,175	2,009	2,074,094	63,043	10,226	-	46,243
Commercial Papers	54,282	-	-	-	341,432	-	10,206	-	-
Debentures	-	-	-	-	-	-	-	-	-
Ordinary Shares Quoted	828,586	11,329,531	186,044	8,019	3,329,707	76,490	33,130	3,917	4,002
Ordinary Shares Unquoted	64,811	206,227	-	-	41,793	-	-	1,003	-
Preference Shares Quoted	-	-	-	-	-	-	-	-	-
Preference Shares Unquoted	-	-	-	-	-	-	-	-	-
Loans Secured & Unsecured	9,279	464,915	16,514	-	851,862	189,147	-	40,226	-
Mortgages	4,700	831,580	100,757	-	278,114	171,661	-	-	-
Term Deposits	520,504	566,760	177,817	-	2,555,026	989,566	207,683	232,124	507,153
Cash and Cash Balances	89,949	412,713	7,690	361	595,340	144,544	21,058	24,706	42,183
Outstanding Premiums	84,631	367,179	2,563	1,563	295,703	907,929	38,060	-	11,845
Other Receivables	29,650	1,290,253	76,466	-	109,326	56,998	-	-	16,256
Other Assets	6,443	7,563,607	-	5,045	268,119	-	4,089	13,413	9,193
Intangible Assets	20,659	130,629	4,208	65	25,418	59,863	-	-	-
Total Assets	3,152,052	39,580,618	1,755,673	423,565	22,224,891	6,107,009	440,111	736,373	848,931

Amounts in Thousand Shillings

Continued next page

Continued from previous page

APPENDIX 14: SUMMARY OF LONG TERM INSURANCE BUSINESS BALANCE SHEETS AS AT 30.09.2014										
Company	FIRST ASSURANCE COMPANY	GA LIFE INSURANCE COMPANY	GEMINIA INSURANCE COMPANY	ICEA LION LIFE ASSURANCE COMPANY	JUBILEE INSURANCE COMPANY	KENINDIA ASSURANCE COMPANY	KENYA ORIENT LIFE ASSURANCE	KENYA REINSURANCE CORPORATION	MADISON INSURANCE COMPANY	METROPOLITAN LIFE ASSURANCE
Share Capital	150,000	200,000	150,000	450,000	300,000	161,388	155,000	-	150,000	416,726
Share Premium	-	-	-	-	-	-	-	-	-	491,068
Revaluation Reserves	-	-	-	-	-	-	-	-	-	-
Statutory Reserves	173,466	90,212	-	6,379,822	2,395,269	318,516	-	3,461,358	844,379	-
Retained Earnings	-	13,360	-	1,931,858	-	(2,560)	(49,418)	-	62,000	(682,186)
Other Reserves	-	-	-	-	-	-	-	-	-	-
Total Equity	323,466	303,572	150,000	8,761,680	2,695,269	477,344	105,582	3,461,358	1,056,379	225,608
Underwriting Provisions	5,183	363	14,646	132,607	436,129	30,139	-	-	70,661	-
Actuarial Contract Liabilities	3,603	1,323,647	-	34,231,136	32,127,702	17,405,553	89,567	2,094,357	4,008,803	387,814
LongTerm Liabilities	-	-	-	-	-	-	-	-	-	-
Current Liabilities	19,177	12,484	362,618	509,127	859,383	132,356	14,843	149,882	149,645	141,159
Total Equity And Liabilities	351,429	1,640,065	527,265	43,634,550	36,118,482	18,045,393	209,991	5,705,597	5,285,487	754,581
Land And Buildings	-	-	-	-	-	14,269	-	-	-	-
Investment Property	74,000	128,801	-	9,365,806	3,234,487	960,197	-	1,145,000	2,435,000	-
Other Fixed Assets	137	1,595	-	231,534	33,861	19,939	2,395	-	59,698	5,946
Government Securities	73,937	792,030	200,400	22,567,050	16,694,744	15,935,924	22,858	950,470	561,626	291,632
Other Securities	-	-	25,000	-	-	-	-	-	57,377	-
Investment in Related Companies	-	-	-	676,490	1,313,943	-	-	-	-	-
Corporate Bonds	-	89,121	4,125	1,248,779	1,188,024	-	18,456	-	73,479	80,274
Commercial Papers	-	-	-	24,000	-	108,550	-	-	52,542	-
Debentures	-	-	-	-	-	-	-	-	-	-
Ordinary Shares Quoted	7,616	11,848	-	6,105,899	6,512,216	108,756	-	-	105,373	86,706
Ordinary Shares Unquoted	-	4,587	-	-	1,478,774	675	-	-	1,124,874	-
Preference Shares Quoted	-	-	-	1,877	-	-	-	-	-	-
Preference Shares Unquoted	-	-	-	-	-	-	-	-	-	-
Loans Secured & Unsecured	-	328	962	321,681	564,230	78,372	-	-	447,880	1,353
Mortgages	-	-	-	357,334	40,673	4,813	-	-	35,180	-
Term Deposits	164,121	564,479	268,711	2,224,119	4,100,112	696,962	133,606	3,403,946	151,637	99,076
Cash and Cash Balances	3,500	47,275	12,330	158,107	380,612	11,340	2,236	36,902	34,706	7,999
Outstanding Premiums	21,331	-	-	7,408	406,103	-	27,592	169,279	26,738	102,278
Other Receivables	6,508	-	-	129,960	169,720	35,074	-	-	119,377	-
Other Assets	277	2	15,737	182,827	-	65,753	150	-	-	38,163
Intangible Assets	-	-	-	31,678	984	4,768	2,697	-	-	41,155
Total Assets	351,429	1,640,065	527,265	43,634,550	36,118,482	18,045,393	209,991	5,705,597	5,285,487	754,581

Amounts in Thousand Shillings

Continued next page

Continued from previous page

APPENDIX 14: SUMMARY OF LONG TERM INSURANCE BUSINESS BALANCE SHEETS AS AT 30.09.2014										
Company	OLD MUTUAL ASSURANCE COMPANY	PAN AFRICA INSURANCE COMPANY	PIONEER ASSURANCE COMPANY	SAHAM INSURANCE COMPANY	SHIELD ASSURANCE COMPANY	TAKAFUL INSURANCE OF AFRICA	THE KENYAN ALLIANCE INSURANCE	THE MONARCH INSURANCE COMPANY	UAP LIFE ASSURANCE COMPANY	TOTAL
Share Capital	2,174,871	200,000	150,000	150,000	62,000	-	150,000	154,976	635,456	8,702,757
Share Premium	1,884,957	30,260	-	-	118,000	-	-	-	8,637	2,532,922
Revaluation Reserves	-	-	-	9,605	55,349	-	-	-	27,534	687,499
Statutory Reserves	-	-	96,532	-	-	-	45,335	54,008	126,686	17,037,525
Retained Earnings	(995,211)	(486,542)	483,916	242	(94,090)	-	6,000	-	(90,043)	132,015
Other Reserves	-	1,565,151	-	-	-	-	-	120,114	-	12,214,433
Total Equity	3,064,616	1,308,870	730,449	159,847	141,259	-	201,335	329,098	708,270	41,307,150
Underwriting Provisions	355,853	-	133,941	3,931	174,636	-	149,915	47,239	442,023	3,740,733
Actuarial Contract Liabilities	10,216,802	18,883,621	771,034	649,619	371,135	-	826,666	83,051	6,657,678	184,225,442
Long Term Liabilities	-	-	484	-	-	-	-	-	-	485,309
Current Liabilities	712,370	1,123,231	180,485	172,273	45,611	-	14,374	84,635	386,927	6,914,709
Total Equity And Liabilities	14,349,641	21,315,721	1,816,393	985,670	732,641	-	1,192,289	544,023	8,194,899	236,673,340
Land And Buildings	710,284	57,514	-	-	-	-	-	-	-	2,019,774
Investment Property	857,000	915,010	449,983	72,000	-	-	-	235,125	761,000	28,981,817
Other Fixed Assets	42,320	92,484	14,910	5,439	4,395	-	-	966	47,798	1,171,867
Government Securities	3,727,653	10,250,472	246,388	226,127	11,000	-	100,100	118,086	3,453,013	97,642,988
Other Securities	17,205	760,023	-	-	-	-	-	-	-	1,958,906
Investment in Related Companies	-	-	-	-	-	-	-	15,000	-	3,708,425
Corporate Bonds	386,529	1,138,767	-	108,622	-	-	50,000	-	608,895	7,875,673
Commercial Papers	-	289,461	-	-	-	-	-	-	281,078	1,161,551
Debentures	-	-	-	-	-	-	-	-	-	-
Ordinary Shares Quoted	4,454,362	4,098,041	12,165	16,553	-	-	-	-	1,886,476	39,205,437
Ordinary Shares Unquoted	357,311	-	-	-	-	-	-	-	13,310	3,293,365
Preference Shares Quoted	-	-	-	-	-	-	-	-	386	2,263
Preference Shares Unquoted	-	-	-	-	-	-	-	-	-	-
Loans Secured & Unsecured	291,594	14,069	122,390	6,999	16,375	-	17,670	-	7,828	3,463,674
Mortgages	31,650	354,236	-	-	-	-	-	-	8,790	2,219,488
Term Deposits	3,016,438	2,653,666	310,948	531,233	-	-	735,353	1,066	163,799	24,975,905
Cash and Cash Balances	160,225	262,361	364,518	6,050	4,042	-	5	922	359,760	3,191,434
Outstanding Premiums	122,733	174,627	216,284	1,439	1,139	-	142,415	71,810	517,207	3,717,856
Other Receivables	31,660	-	29,613	11,208	683,105	-	-	-	79,940	2,875,114
Other Assets	140,974	123,690	40,404	-	12,585	-	146,747	75,000	5,619	8,717,837
Intangible Assets	1,700	131,299	8,790	-	-	-	-	26,049	-	489,962
Total Assets	14,349,641	21,315,721	1,816,393	985,670	732,641	-	1,192,289	544,023	8,194,899	236,673,340

Amounts in Thousand Shillings

APPENDIX 15: SUMMARY OF GENERAL INSURANCE BUSINESS BALANCE SHEETS AS AT 30.09.2014										
Company	AAR INSURANCE KENYA	AFRICAN MERCHANT ASSURANCE COMPANY	AIG INSURANCE COMPANY	APA INSURANCE COMPANY	BRITISH AMERICAN INSURANCE COMPANY	CANNON ASSURANCE COMPANY	CIC GENERAL INSURANCE COMPANY	CONTINENTAL REINSURANCE	CORPORATE INSURANCE COMPANY	DIRECTLINE ASSURANCE COMPANY
Share Capital	300,000	535,000	450,000	750,000	700,000	300,000	1,100,000	500,000	300,000	300,000
Share Premium	1,000	-	-	-	-	-	-	-	-	-
Revaluation Reserves	-	-	(32,620)	54,281	-	227,222	-	-	-	-
Statutory Reserves	-	-	-	-	-	-	-	-	-	-
Retained Earnings	176,342	435,147	1,046,487	2,618,519	1,048,845	953,998	1,872,027	21,916	448,719	466,936
Other Reserves	-	6,443	-	1,050,443	206,373	-	-	4,796	-	41,915
Total Equity	477,342	976,590	1,463,867	4,473,243	1,955,218	1,481,220	2,972,027	526,712	748,719	808,851
Underwriting Provisions	1,541,364	1,364,070	1,589,881	7,292,535	2,985,082	1,329,390	6,445,320	498,915	318,603	3,343,317
Actuarial Contract Liabilities	-	-	-	-	-	-	-	-	-	-
LongTerm Liabilities	-	-	-	6,551	-	-	-	3,995	-	-
Current Liabilities	213,447	182,773	2,165,580	715,776	281,445	179,324	480,179	138,842	60,783	33,977
Total Equity And Liabilities	2,232,152	2,523,433	5,219,328	12,488,105	5,221,745	2,989,934	9,897,526	1,168,463	1,128,104	4,186,145
Land And Buildings	-	-	-	-	9,828	80,000	171,403	-	-	-
Investment Property	-	442,500	175,000	850,000	-	917,980	1,260,000	-	565,000	153,000
Other Fixed Assets	29,537	101,638	79,316	92,127	102,591	16,456	585,862	29,489	5,076	84,831
Government Securities	325,756	212,000	2,183,036	3,188,527	1,978,312	372,514	1,169,539	168,459	104,400	1,393,790
Other Securities	-	-	-	20,144	-	-	313,466	-	-	-
Investment in Related Companies	-	-	-	392,940	-	30,000	-	-	-	-
Corporate Bonds	-	32,100	-	20,844	391,912	39,789	7,236	38,460	-	20,321
Commercial Papers	-	-	-	249,070	-	-	55,159	20,412	-	398,986
Debentures	-	-	-	-	-	-	-	-	-	-
Ordinary Shares Quoted	-	13,412	10,973	2,610,614	521,249	547,368	290,132	51,856	4,165	160,040
Ordinary Shares Unquoted	-	-	-	96,692	26,682	281,988	14,367	-	736	42,743
Preference Shares Quoted	-	-	-	-	-	-	-	-	-	-
Preference Shares Unquoted	-	-	-	-	-	-	-	-	-	-
Loans Secured & Unsecured	-	12,559	57,320	133,976	-	5,554	314,888	1,618	-	-
Mortgages	-	-	-	6,440	-	53,379	-	9,943	-	-
Term Deposits	1,279,476	799,399	-	2,297,243	463,515	66,730	1,598,417	285,361	186,671	1,035,615
Cash and Cash Balances	203,143	87,749	1,460,091	94,170	250,879	(33,238)	787,180	27,445	29,968	225,824
Outstanding Premiums	54,950	712,880	991,696	1,971,280	968,505	346,429	2,054,756	346,564	176,168	-
Other Receivables	317,586	29,313	-	89,951	163,062	158,410	783,868	-	-	72,392
Other Assets	-	74,504	259,125	51,792	123,836	25,684	14,350	55,549	52,758	481,355
Intangible Assets	21,706	5,380	2,770	322,295	221,372	80,891	476,904	133,308	3,162	117,247
Total Assets	2,232,152	2,523,433	5,219,328	12,488,105	5,221,745	2,989,934	9,897,526	1,168,463	1,128,104	4,186,145

Amounts in thousand Shillings

Continued next page

Continued from previous page

APPENDIX 15: SUMMARY OF GENERAL INSURANCE BUSINESS BALANCE SHEETS AS AT 30.09.2014

Company	EAST AFRICA REINSURANCE COMPANY	FIDELITY SHIELD INSURANCE COMPANY	FIRST ASSURANCE COMPANY	GA GENERAL INSURANCE COMPANY	GATEWAY INSURANCE COMPANY	GEMINIA INSURANCE COMPANY LIMITED	HERITAGE INSURANCE COMPANY	ICEA LION GENERAL INSURANCE COMPANY	INTRA-AFRICA ASSURANCE COMPANY	INVESCO ASSURANCE COMPANY
Share Capital	700,000	450,000	450,000	450,000	313,225	300,000	500,000	600,000	300,000	1,680,000
Share Premium	-	-	-	-	135	-	-	-	-	-
Revaluation Reserves	89,745	66,388	113,269	328,566	228,830	326,992	-	341,840	263,772	1,804
Statutory Reserves	-	-	-	-	-	-	-	-	-	-
Retained Earnings	1,018,508	448,480	982,753	1,035,426	294,066	550,764	1,460,943	2,213,748	167,777	(1,366,314)
Other Reserves	12,598	-	-	176,123	-	64,608	-	-	-	-
Total Equity	1,820,851	964,868	1,546,022	1,990,115	836,256	1,242,363	1,960,943	3,155,588	731,549	315,490
Underwriting Provisions	2,605,824	1,068,422	2,516,947	3,710,643	1,052,740	1,478,117	2,105,509	4,146,878	734,209	2,454,214
Actuarial Contract Liabilities	-	-	-	-	-	-	-	-	-	-
LongTerm Liabilities	31,253	-	16,663	16,634	-	885	-	426,449	-	-
Current Liabilities	722,478	238,882	632,150	906,778	75,083	123,495	587,985	861,297	22,710	93,593
Total Equity And Liabilities	5,180,406	2,272,172	4,711,781	6,624,169	1,964,080	2,844,859	4,654,437	8,590,212	1,488,468	2,863,297
Land And Buildings	199,565	226,556	160,750	670,750	205,000	20,039	-	-	111,175	78,833
Investment Property	735,809	738,744	911,596	1,243,170	975,400	721,000	90,568	2,167,500	251,525	1,178,480
Other Fixed Assets	4,196	12,167	23,983	36,171	22,854	40,366	99,155	192,486	20,656	72,587
Government Securities	389,984	199,205	438,502	799,683	244,450	469,000	1,523,374	2,761,689	240,200	202,000
Other Securities	-	-	-	-	-	75,000	-	-	-	-
Investment in Related Companies	-	-	52,929	308,827	-	-	88,369	50,147	-	-
Corporate Bonds	349,723	-	60,261	298,700	-	8,500	245,316	279,133	-	-
Commercial Papers	-	-	-	-	-	-	-	29,930	-	-
Debentures	-	-	-	-	-	-	-	-	-	-
Ordinary Shares Quoted	98,120	127,901	63,262	238,760	27,537	170,827	88,827	778,496	70,866	3,877
Ordinary Shares Unquoted	-	-	-	301,392	58,116	4,928	-	13,299	-	-
Preference Shares Quoted	-	-	-	-	-	-	-	-	-	-
Preference Shares Unquoted	-	-	-	-	-	-	-	-	-	-
Loans Secured & Unsecured	4,996	11,218	24,614	142,658	8,279	29,092	87,717	-	6,990	-
Mortgages	36,900	10,721	-	-	-	1,579	343,607	-	12,733	-
Term Deposits	1,850,470	347,639	1,682,073	1,061,153	166,683	755,269	952,446	357,056	193,307	251,977
Cash and Cash Balances	77,216	32,476	134,506	-	12,524	126,368	324,687	70,884	44,708	164,421
Outstanding Premiums	734,276	495,394	767,943	1,043,372	176,373	244,616	622,649	1,272,691	435,110	16,087
Other Receivables	246,031	7,476	6,481	8,166	16,315	29,516	84,438	29,207	84,655	344,855
Other Assets	57,899	27,832	153,914	207,027	43,458	148,759	72,267	307,110	10,690	-
Intangible Assets	395,219	34,843	230,968	264,338	7,090	-	31,016	280,583	5,853	550,179
Total Assets	5,180,406	2,272,172	4,711,781	6,624,169	1,964,080	2,844,859	4,654,437	8,590,212	1,488,468	2,863,297

Amounts in thousand Shillings

Continued next page

Continued from previous page

APPENDIX 15: SUMMARY OF GENERAL INSURANCE BUSINESS BALANCE SHEETS AS AT 30.09.2014

Company	JUBILEE INSURANCE COMPANY	KENINDIA ASSURANCE COMPANY	KENYA ORIENT INSURANCE COMPANY	KENYA REINSURANCE CORPORATION	MADISON INSURANCE COMPANY	MAYFAIR INSURANCE COMPANY	OCCIDENTAL INSURANCE COMPANY	PACIS INSURANCE COMPANY	PHOENIX OF EAST AFRICA ASSURANCE COMPANY	REAL INSURANCE COMPANY
Share Capital	1,000,000	400,000	800,721	1,749,873	300,000	350,000	346,500	300,000	300,000	300,000
Share Premium	-	1,198	-	-	-	-	-	5,817	-	-
Revaluation Reserves	823,494	16,413	209,072	10,973	-	334,101	17,276	13,516	981,323	9,663
Statutory Reserves	-	-	-	-	-	-	-	-	-	-
Retained Earnings	4,099,657	1,092,934	118,340	12,281,155	245,221	442,219	486,050	402,165	656,802	329,913
Other Reserves	-	208,260	60,000	2,130,042	-	-	-	(17,810)	-	42,347
Total Equity	5,923,152	1,718,806	1,188,133	16,172,043	545,221	1,126,320	849,826	703,688	1,938,125	681,923
Underwriting Provisions	5,881,714	2,183,383	1,041,929	7,696,874	635,728	1,458,693	1,186,901	802,509	202,818	1,457,743
Actuarial Contract Liabilities	-	-	-	-	-	-	-	-	-	-
LongTerm Liabilities	-	56,520	484	-	-	-	-	78,604	-	996
Current Liabilities	911,275	881,047	221,463	1,217,591	96,882	442,331	157,008	23,158	77,718	464,373
Total Equity And Liabilities	12,716,141	4,839,756	2,452,009	25,086,507	1,277,830	3,027,343	2,193,735	1,607,958	2,218,661	2,605,035
Land And Buildings	-	524,162	83,146	56,892	-	166,423	-	75,500	-	-
Investment Property	-	1,250,032	413,302	5,343,388	175,000	362,870	418,000	635,133	-	-
Other Fixed Assets	41,030	63,895	64,123	93,514	38,918	76,883	30,291	49,835	17,183	34,495
Government Securities	2,717,601	818,526	187,384	6,546,088	78,352	336,299	627,420	151,570	138,500	222,109
Other Securities	-	-	-	-	-	-	-	-	-	615,363
Investment in Related Companies	1,236,174	71,005	26,685	1,652,940	-	319,899	-	-	143,807	342,116
Corporate Bonds	361,221	-	5,079	339,571	-	114,014	20,006	-	-	35,000
Commercial Papers	-	-	-	-	-	-	-	-	-	-
Debentures	-	-	-	-	-	-	-	-	-	-
Ordinary Shares Quoted	3,350,192	72,276	3,382	3,316,933	-	245,824	27,006	1,798	1,345,130	60,719
Ordinary Shares Unquoted	559,442	119,149	790,023	167,113	219,252	193,319	100,825	913	-	-
Preference Shares Quoted	573	-	-	97	-	-	-	-	-	-
Preference Shares Unquoted	-	-	-	-	-	-	-	-	-	-
Loans Secured & Unsecured	17,674	1,525	-	-	-	16,936	-	-	6,629	-
Mortgages	-	-	-	734,070	-	-	-	-	-	-
Term Deposits	689,748	539,549	175,347	2,021,142	58,036	658,798	459,455	77,675	103,827	394,019
Cash and Cash Balances	207,768	24,273	3,503	218,193	125,437	16,353	62,414	149	5,422	43,838
Outstanding Premiums	2,748,076	576,017	381,609	2,267,809	536,397	271,329	369,702	429,935	210,082	618,682
Other Receivables	428,897	-	107,824	261,357	4,060	-	56,997	159,462	564	5,620
Other Assets	59,031	779,348	120,462	817,172	3,384	245,426	21,620	10,294	225,530	113,305
Intangible Assets	298,714	-	90,140	1,250,229	38,993	2,970	-	15,694	21,987	119,768
Total Assets	12,716,141	4,839,756	2,452,009	25,086,507	1,277,830	3,027,343	2,193,735	1,607,958	2,218,661	2,605,035

Amounts in thousand Shillings

Continued next page

Continued from previous page

APPENDIX 15: SUMMARY OF GENERAL INSURANCE BUSINESS BALANCE SHEETS AS AT 30.09.2014

Company	RESOLUTION HEALTH INSURANCE COMPANY	SAHAM INSURANCE COMPANY	TAKAFUL INSURANCE OF AFRICA	TAUSI ASSURANCE COMPANY	THE KENYAN ALLIANCE INSURANCE COMPANY	THE MONARCH INSURANCE COMPANY	TRIDENT INSURANCE COMPANY	UAP INSURANCE COMPANY	XPLICO INSURANCE COMPANY	TOTAL
Share Capital	300,000	300,000	626,603	502,244	300,000	316,476	500,000	600,000	682,500	20,953,142
Share Premium	-	-	-	-	-	-	-	-	-	8,150
Revaluation Reserves	(5,104)	7,913	-	116,257	76,194	-	209,311	4,329,695	14,620	9,174,806
Statutory Reserves	-	-	-	-	-	-	-	-	-	-
Retained Earnings	(72,170)	168,085	(123,708)	226,342	1,007,889	16,889	1,455,238	3,577,454	195,697	42,501,259
Other Reserves	-	-	-	481	27,998	-	25,000	-	-	4,039,617
Total Equity	222,726	475,998	502,895	845,324	1,412,081	333,365	2,189,549	8,507,149	892,817	76,676,975
Underwriting Provisions	673,196	250,850	440,932	744,127	1,471,741	412,615	1,400,322	4,760,911	550,904	81,835,870
Actuarial Contract Liabilities	-	-	-	-	-	-	-	-	-	-
LongTerm Liabilities	-	-	-	42,628	-	-	(6,188)	-	-	675,474
Current Liabilities	590,466	77,495	97,819	50,623	172,791	23,970	155,394	1,469,415	103,907	15,951,303
Total Equity And Liabilities	1,486,387	804,343	1,041,647	1,682,702	3,056,612	769,950	3,739,077	14,737,475	1,547,628	175,139,612
Land And Buildings	-	-	-	221,959	93,510	-	233,440	2,700	72,250	3,463,881
Investment Property	-	-	-	-	1,296,661	230,650	1,345,399	2,945,000	-	27,792,707
Other Fixed Assets	98,536	18,365	30,798	19,085	42,341	11,994	14,279	94,701	112,108	2,603,918
Government Securities	136,259	246,316	81,704	596,662	150,000	66,182	254,536	1,759,042	90,000	33,568,970
Other Securities	-	-	-	40,951	-	-	18,607	-	103,000	1,186,531
Investment in Related Companies	-	-	100,000	-	-	-	550,000	-	300,262	5,666,100
Corporate Bonds	-	99,588	-	-	25,650	-	30,000	133,231	-	2,955,655
Commercial Papers	-	-	-	-	-	-	-	-	-	753,557
Debentures	-	-	-	-	-	-	-	-	-	-
Ordinary Shares Quoted	-	47,213	-	163,699	50,909	12,363	7,375	3,579,235	-	18,162,336
Ordinary Shares UnQuoted	-	-	-	7,237	-	59	7,985	53,760	-	3,060,020
Preference Shares Quoted	-	-	-	-	-	-	-	-	-	670
Preference Shares Unquoted	-	-	-	-	-	-	-	-	-	-
Loans Secured & Unsecured	-	-	-	8,655	15,346	-	732,405	1,433,193	1,336	3,075,178
Mortgages	-	-	-	96,883	-	-	16,145	232,022	-	1,554,422
Term Deposits	406,232	204,514	356,890	320,407	615,663	46,925	25,000	665,370	339,593	23,788,690
Cash and Cash Balances	383,351	35,501	112,159	35,089	-	7,150	28,967	210,718	36,154	5,677,440
Outstanding Premiums	219,535	106,294	308,857	91,228	569,551	216,777	339,626	1,964,724	394,306	26,052,275
Other Receivables	10,559	13,765	14,291	-	46,120	4,274	117,381	941,416	-	4,644,309
Other Assets	60,654	32,786	-	18,838	78,718	143,806	2,539	473,796	91,341	5,465,959
Intangible Assets	171,262	-	36,949	62,011	72,144	29,770	15,395	248,567	7,278	5,666,995
Total Assets	1,486,387	804,343	1,041,647	1,682,702	3,056,612	769,950	3,739,077	14,737,475	1,547,628	175,139,612

Amounts in thousand Shillings