



Insurance Industry Report for the Period

January – September 2017

Third Quarter Release

December 2017

INTRODUCTION

About Insurance Regulatory Authority

The Insurance Regulatory Authority (IRA) is a State Corporation whose mandate is to regulate, supervise and promote the development of the insurance industry in Kenya. The key players regulated by IRA are insurance companies, re-insurance companies, insurance brokers, insurance agents, motor assessors, insurance investigators, insurance surveyors, loss adjustors, claim settling agents and risk managers.

The Authority has been working with various stakeholders locally, regionally and internationally to put in place policies that will enhance the regulatory environment for the insurance sector growth and enhance insurance access in the country.

About this Release

This is the 2017 third quarter industry release which provides market information and statistical overview of the insurance industry in Kenya for the period January to September 2017. This report includes data for all the insurers and reinsurers regulated by the Authority with the exception of Kenyan Alliance Insurance Company (both life and general) which had had not met the submission requirements by the date of this report.

Reliance and limitations

The insurance information contained in this report has been extracted from the quarterly unaudited returns submitted to the Authority in line with Section 54 of the Insurance Act. No adjustments have been made to the returns' data except where necessary in consultation with the insurer(s) or reinsurer(s).

The publication of any summary of the returns in this report does not necessarily mean that the returns so summarized have satisfied all the requirements of the Insurance Act, or that the Commissioner of Insurance approves the accuracy or the contents of the returns.

All the amounts are given in thousand Kenya shillings ('000' KES) except where otherwise stated.

Industry Highlights

The Authority, in partnership with other stakeholders, has continued to undertake various initiatives aimed at developing the insurance industry in Kenya.

During the third quarter of 2017, the following activities were undertaken by the IRA in line with its mandate to promote the development of the insurance sector in Kenya.

Executive Certificate of Proficiency in Insurance

During the quarter under review, ECOP training was conducted in Tharaka Nithi County as detailed below:

County	No. of Participants	Period
Tharaka Nithi	93	24 th July - 5 th August, 2017

Trainings and Stakeholders workshops

The following trainings and workshops for various stakeholders were conducted during the third quarter of 2017:

County	Traning/Event	Period
Nakuru	Exhibition	28 th - 30 th September, 2017
Mombasa	ASK Exhibition	30 th August - 3 rd September, 2017
Eldoret	Eldoret University Agribusiness Exhibition	21 st - 23 rd September, 2017
Kwale	Annual LSK Forum	23 rd - 27 th August, 2017
Nakuru	Insurance Brokers Retreat	25 th August, 2017
Tharaka Nithi	Champions and Roadshow	2 nd - 5 th August, 2017
Kisumu	ASK Exhibition	25 th - 29 th July, 2017

Recently Developed/Repackaged Insurance Products

During the third quarter of 2017, the following new/repackaged insurance products were filed with the Authority by various insurance companies:

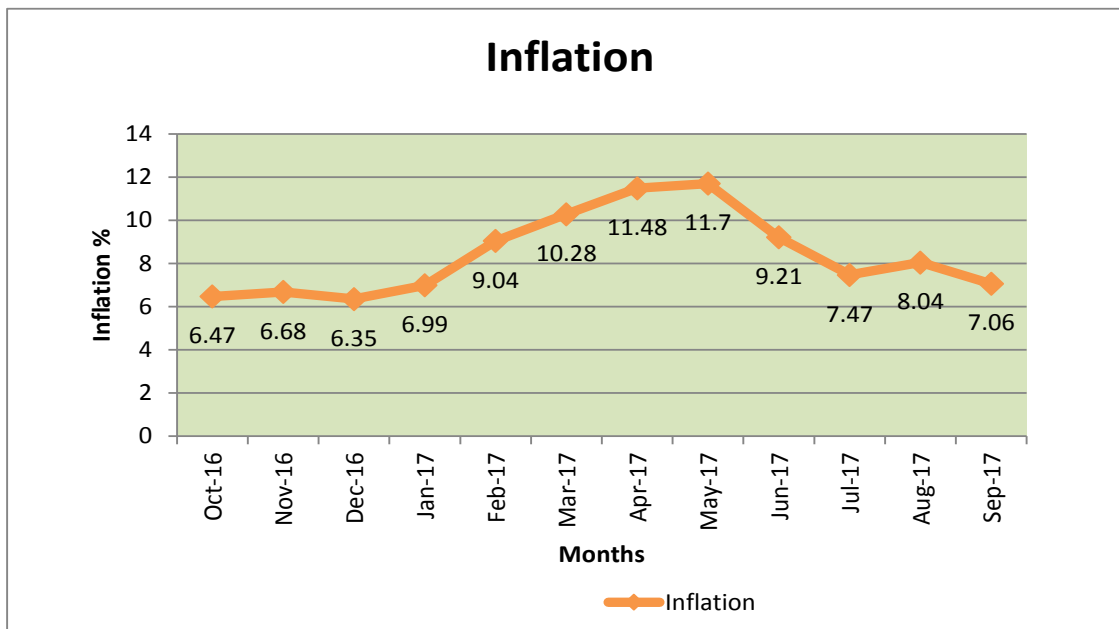
New/Repackaged product	Class of Business	Company
Riziki Wellness	Microinsurance	Britam General
Akiba Endowment Plan	Individual Life	Britam Life
Britam Retirement Medicare Plan	Personal pension	Britam Life
Collateral replacement Indemnity	Miscellaneous	Heritage
Imarisha Jamii	Bundled	Jubilee General
Pour in Cash - Rider	Individual Life	Jubilee Life
Return of Premium - Rider	Individual life	Jubilee Life
Secure annuity plan series ii	annuity	Kenindia Life
Education Plan	Investment	Pioneer Life
Hospital Cash	Microinsurance	Prudential Life
Sanlam Travel Insurance	Miscellaneous	Sanlam general
Fearless Insurance Product	Individual Life	Sanlam Life
Sanlam Micro-credit Life Solution	Microinsurance	Sanlam Life
Trade Credit Insurance	Miscellaneous	UAP General

ECONOMIC AND MARKET ANALYSIS

Some key economic indicators' trends are analyzed as follows:

Inflation:

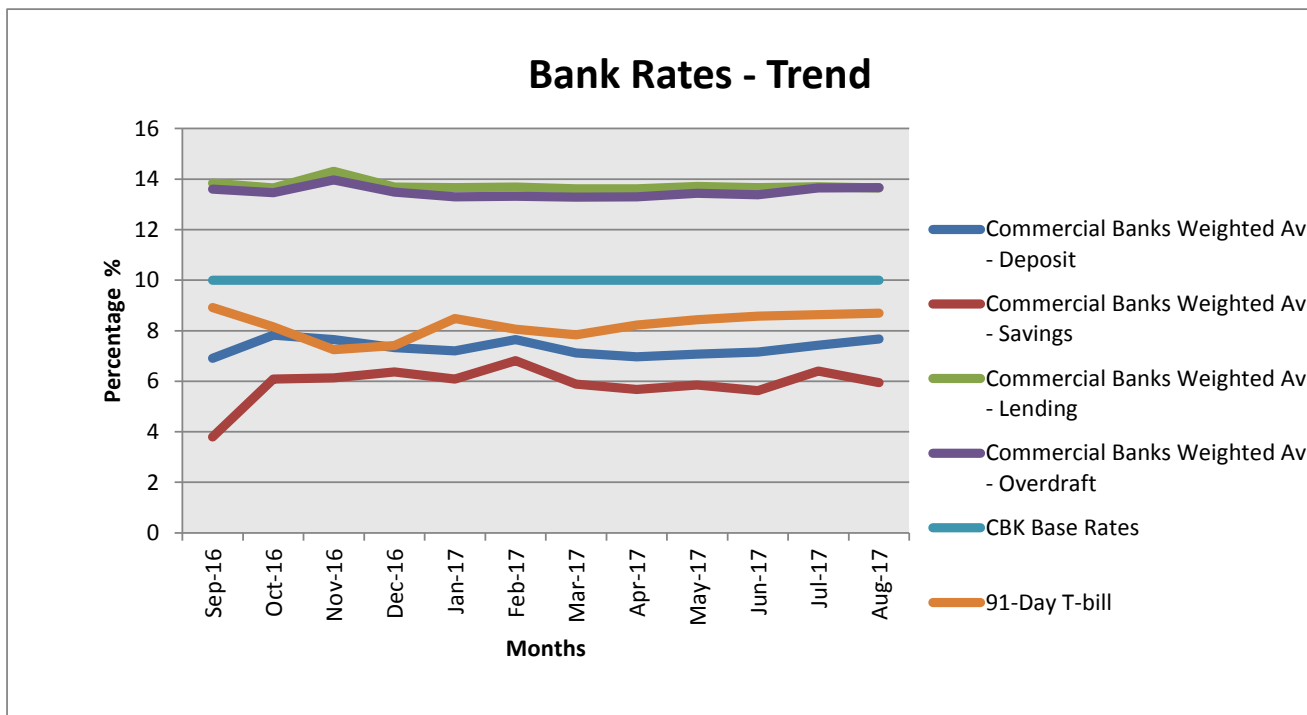
The consumer price index (CPI) is used to determine the rate of inflation in an economy. This index measures changes in the price level of consumer goods and services purchased by households in a given period relative to a base period.



Source: KNBS

The second half of the year has been characterized by falling inflation compared to the rising inflation rates experienced in the first half of 2017. The year opened with an inflation rate of 6.99% that peaked in May at 11.70% which then fell to 9.21% in June. Quarter three opened at 7.47% in July and closed at 7.06% in September.

Bank Rates

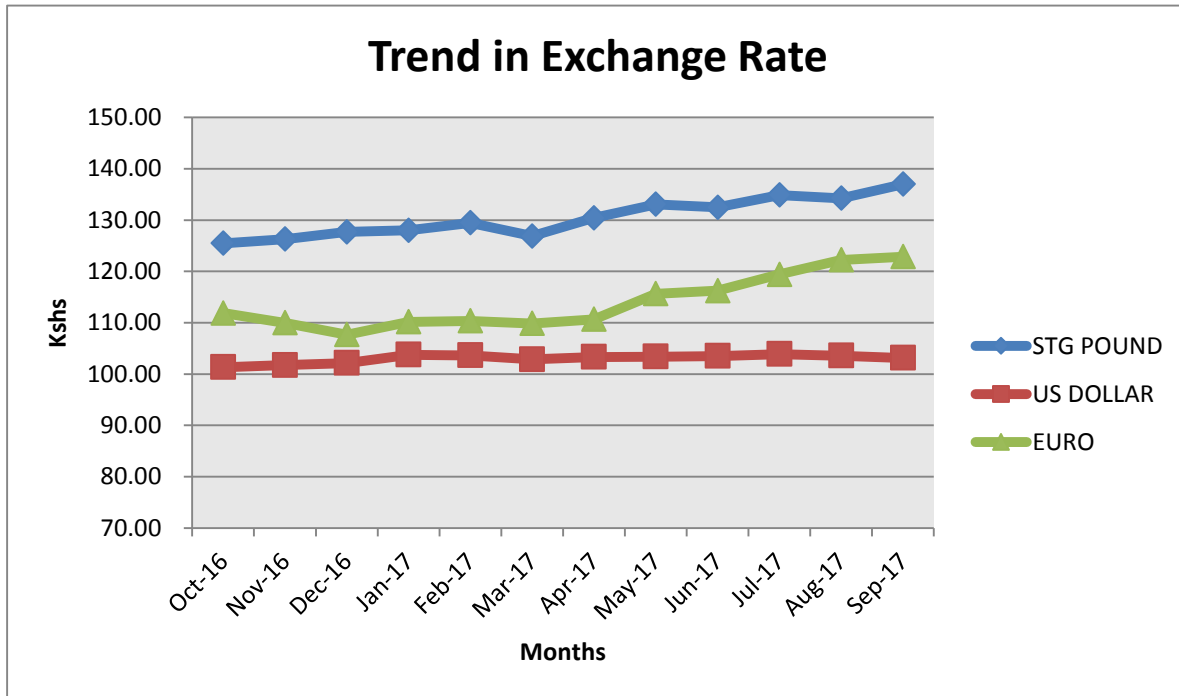


Source: CBK

From January to August 2017, commercial banks’ lending rates have fluctuated between 13.6% and 13.7% which is well within the maximum allowable rate of 14% as the central bank rate has been maintained at 10%.

The money market yield has continued to drop in the third quarter of 2017 compared to the other quarters of 2017. The average quarterly 91-day T-bill rate was 8.6% in both the first and second quarters of 2017 compared to 8.2% in the third quarter of 2017.

Exchange Rates:



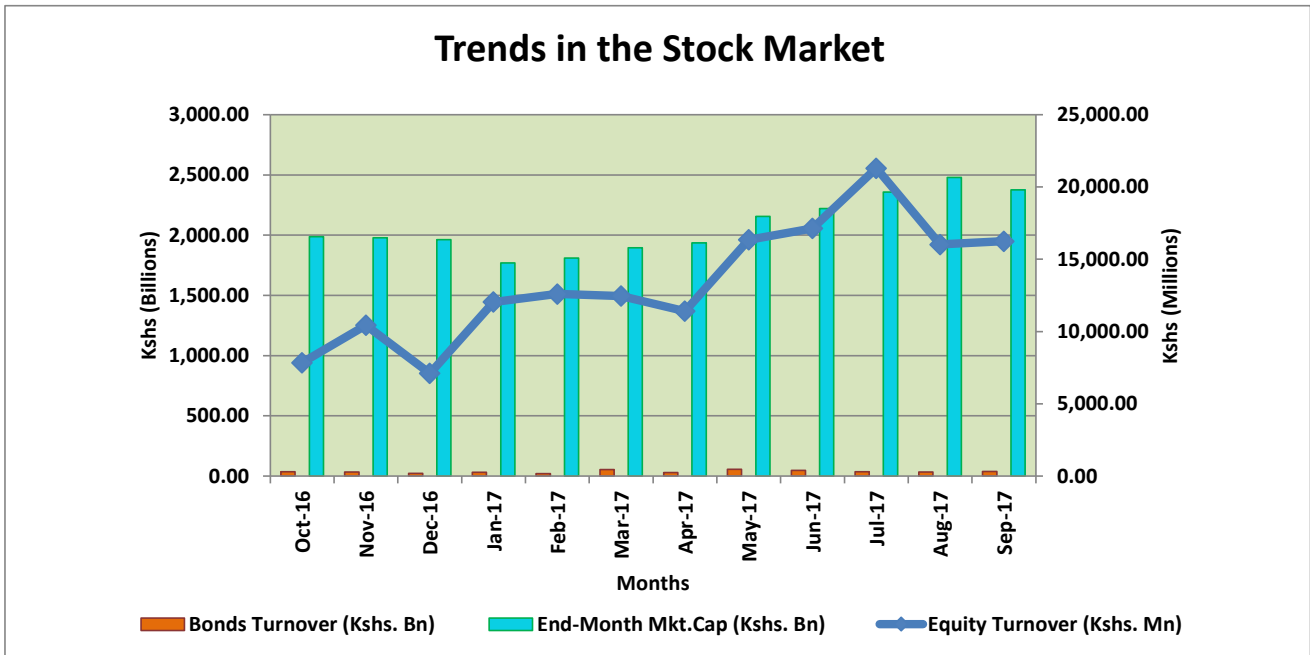
Source: CBK

The Kenyan shilling generally depreciated against the Sterling Pound and the Euro while it appreciated against the US Dollar during the third quarter of 2017. The shilling opened the quarter at KES 134.86 to the Sterling Pound, KES 103.88 to the Dollar and KES 119.40 to the Euro and closed at KES 136.98, KES 103.13 and KES 122.86 to the Sterling Pound, Dollar and Euro respectively.

Capital Markets:

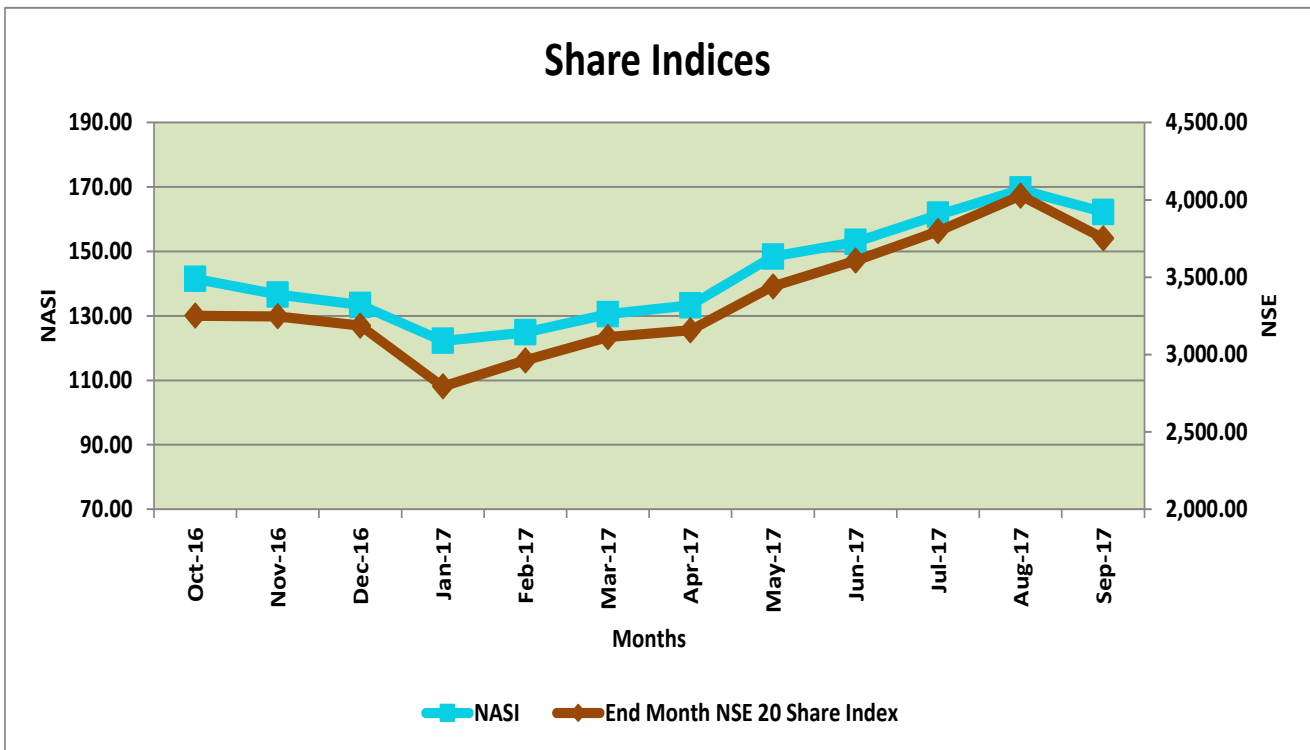
The Kenyan Capital Market continues to exhibit resilience despite the prolonged electioneering period. This is evidenced by increases in the bond turnover and the market capitalization compared to the same period in 2016. The end of quarter three bond turnover was KES 38.14 billion compared to KES 27.89 billion in September 2016 which was 36.8% increase. The market capitalization at the end of September 2017 was KES 2.38 trillion which was a 20.7% increase from the KES 1.97 trillion in September 2016.

On the other hand, equity turnover has fallen slightly from KES 16.87 billion in September 2016 to 16.25 billion in September 2017.



Source: CMA

The NSE and NASI have continued to increase peaking in August. The second half of the year closed at 3,751.46 and 162.21 respectively as at the end of September 2017.

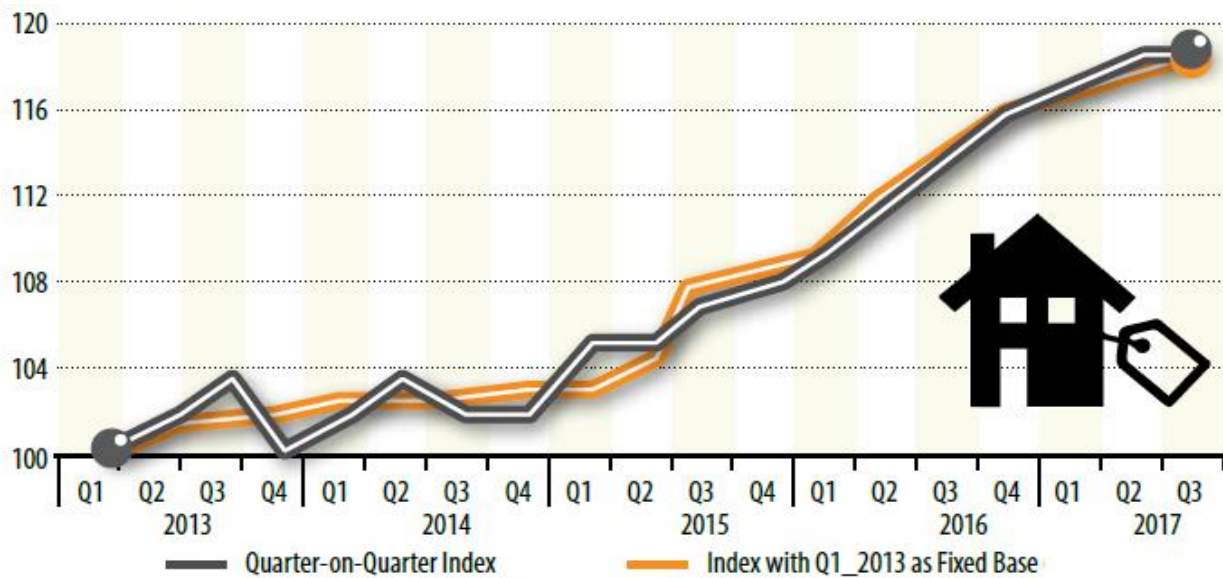


Source: CMA

Real Estate Market:

According to the Kenya Bankers Association housing price index (KBA-HPI), house prices increased by 0.42% in the third quarter of 2017 compared to a price change of 0.98% in the second quarter of 2017. The decline in the house prices increase is attributed to both demand and supply factors. Demand for houses has been declining as a result of financing constraints and the political environment that has caused many buyers to adopt a wait and see approach. The supply side has also adopted a 'wait and see' approach in response to the political environment.

The trend in house prices is illustrated in the ensuing chart.



Source: KBA

ANALYSIS OF KEY INSURANCE INDICATORS

The industry data is summarized in the following table:

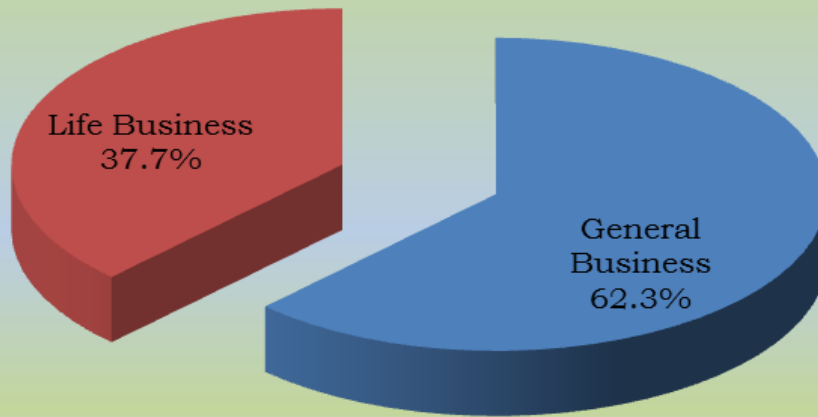
Key Performance Indicators								
Indicator	Long term Business				General business			
	2017 Q3	2016 Q3	2015 Q3	Annual Change (%)	2017 Q3	2016 Q3	2015 Q3	Annual Change (%)
	KES '000'	KES '000'	KES '000'	(2016/2017)	KES '000'	KES '000'	KES '000'	(2016/2017)
Insurers								
Gross Premium Income	60,447,039	51,690,926	47,171,755	16.94	99,753,087	93,071,986	87,806,110	7.18
Net Premium Income	56,136,879	48,073,564	43,843,679	16.77	70,203,349	68,800,391	65,158,157	2.04
Net Earned Premium Income (GB)	-	-	-	-	68,174,556	64,736,168	59,834,688	5.31
Claims Incurred (GB)	-	-	-	-	43,058,071	41,724,410	37,653,010	3.20
Benefit Payment (LT)	34,021,469	30,777,949	24,923,711	10.54	-	-	-	-
Commissions	3,753,362	4,144,986	3,688,018	-9.45	5,030,787	5,249,068	4,501,213	-4.16
Management Expenses	8,986,759	8,829,920	7,858,471	1.78	20,841,978	19,416,551	17,166,670	7.34
Underwriting Profits (GB)	-	-	-	-	(756,277)	(1,653,859)	513,796	54.27
Profit Before Tax (EBT)	1,425,582	5,336,034	992,844	-73.28	6,518,866	3,950,698	4,786,820	65.01
Profit After Tax (PAT)	963,151	3,800,272	872,520	-74.66	4,711,849	2,708,259	3,621,962	73.98
Shareholders' Funds	45,887,756	40,800,790	33,710,936	12.47	69,071,196	66,350,319	59,495,393	4.10
Total Assets	339,808,007	292,492,485	259,263,882	16.18	183,745,297	170,072,780	157,866,932	8.04
Total Liabilities	293,920,251	251,691,702	225,552,948	16.78	114,674,102	103,722,460	98,371,543	10.56
Investments	304,622,693	257,891,838	236,168,778	18.12	118,630,710	111,290,009	105,359,173	6.60
Reinsurers								
Gross Premium Income	2,018,183	1,592,382	1,470,422	26.74	11,101,696	10,984,464	11,294,992	1.07
Net Premium Income	1,865,617	1,431,284	1,274,060	30.35	11,693,715	10,308,642	10,825,123	13.44
Net Earned Premium Income (GB)	-	-	-	-	10,976,338	10,301,902	10,175,560	6.55
Claims Incurred (GB)	-	-	-	-	6,426,886	5,448,309	5,551,562	17.96
Benefit Payment (LT)	841,085	719,601	523,406	16.88	-	-	-	0.00
Commissions	569,933	446,379	422,414	27.68	3,081,464	2,940,859	2,925,565	4.78
Management Expenses	223,798	212,942	182,197	5.10	1,347,402	980,543	949,543	37.41
Underwriting Profits (GB)	-	-	-	-	120,586	932,190	748,890	-87.06
Profit Before Tax (EBT)	532,791	636,580	473,379	-16.30	2,654,473	3,263,686	3,117,318	-18.67
Profit After Tax (PAT)	386,537	515,802	357,754	-25.06	1,843,675	2,284,581	2,182,122	-19.30
Shareholders' Funds	5,099,011	4,586,409	3,928,929	11.18	25,614,670	22,867,473	21,585,434	12.01
Total Assets	9,941,341	8,818,915	7,888,257	12.73	41,212,284	37,980,906	35,618,643	8.51
Total Liabilities	4,842,330	4,232,506	3,959,328	14.41	15,597,614	15,113,433	14,033,209	3.20
Investments	9,071,457	8,494,923	7,303,044	6.79	31,540,100	28,948,897	27,505,726	8.95

Industry Gross Premium Income

Insurance premium grew by 10.7% during the period to September 2017 compared to an annual growth of 7.2% in a similar period of 2016. This growth was largely driven by an accelerating growth of 16.9% in the long term insurance business segment compared to a growth of only 7.2% in the general insurance business segment. Insurance premium stood at 160.20 billion by the end of the third quarter of 2017 with 62.3% of the industry business comprising of general insurance.

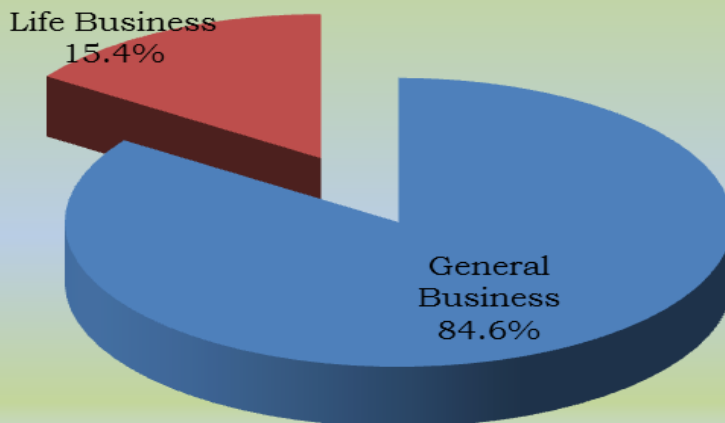
The following chart shows the distribution of gross premium income written by insurers:

Gross Premium Income for Insurers



The distribution of gross premium income under reinsurance business is shown in the following chart:

Gross Premium Income for Reinsurers



The reinsurers reported premium income of KES 13.12 billion by the end of the third quarter of 2017. This was a growth of 4.3% from the KES 12.58 billion reported by the end of September 2016. The gross premium income reported under long term reinsurance business amounted to KES 2.02 billion while that under general reinsurance business was KES 11.10 billion.

Claims experience and underwriting expenses

The loss ratio under general insurance for the period under review was 63.2% (2016: 64.5%). Claims incurred by general insurers were KES 43.06 billion in the third quarter of 2017, an increase of 3.2% compared to KES 41.72 billion incurred during the previous year.

Underwriting expenses comprise of management expenses and commissions (business acquisition costs). The net spending on commissions decreased by 6.5% from KES 9.39 billion spent in commissions in the third quarter of 2016 to KES 8.74 billion in the third quarter of 2017. Management expenses grew by 5.6% from KES 28.25 billion reported in 2016 to KES 29.83 billion in the corresponding period of 2017.

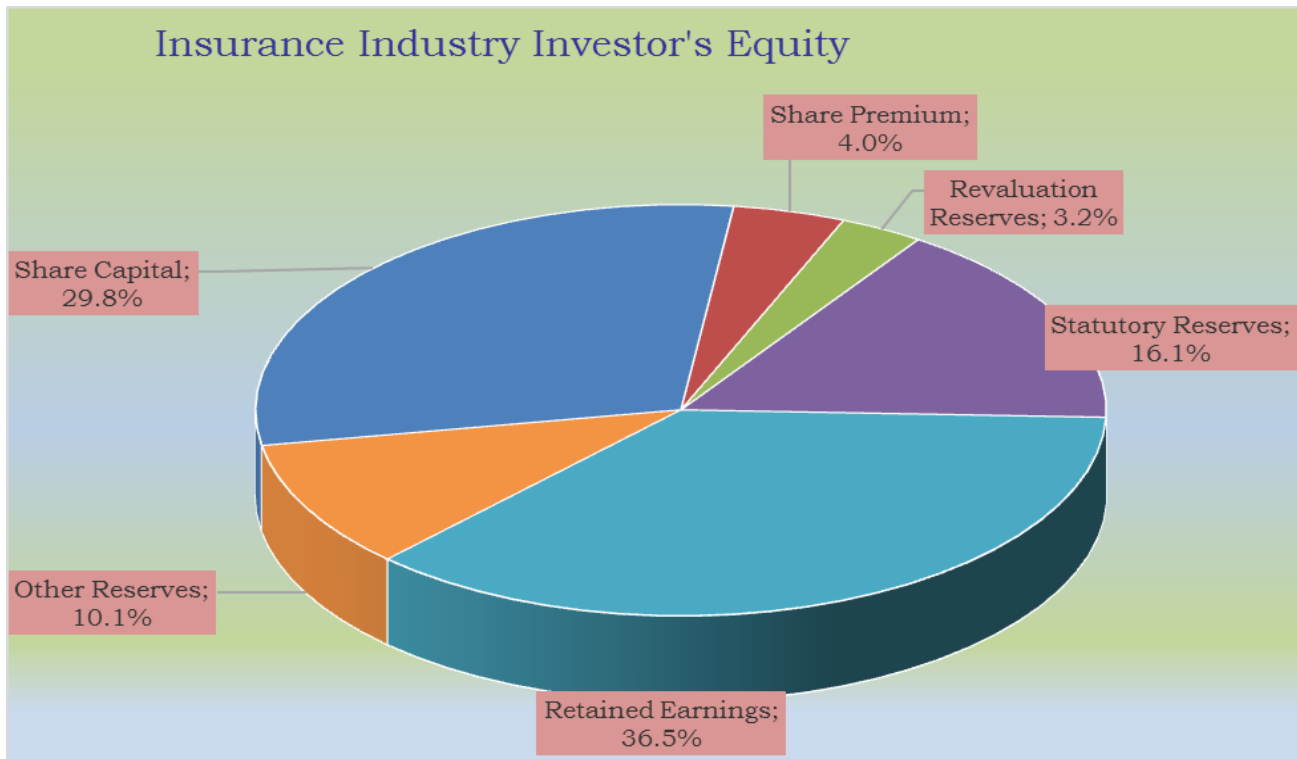
Commissions and management expense ratios under general insurance business were 7.4% and 30.6% respectively resulting to a combined ratio of 101.1%.

Shareholders' Funds

Investors' equity funds grew by 8.2% to stand at KES 145.67 billion as at the end of September 2017 from KES 134.60 billion reported in the same period of 2016.

Some of the key components of shareholders' funds were retained earnings at 36.5%, paid up capital at 29.8% and statutory reserves at 16.1%.

The distribution of industry investor's equity is shown in the following chart:



Assets and Liabilities

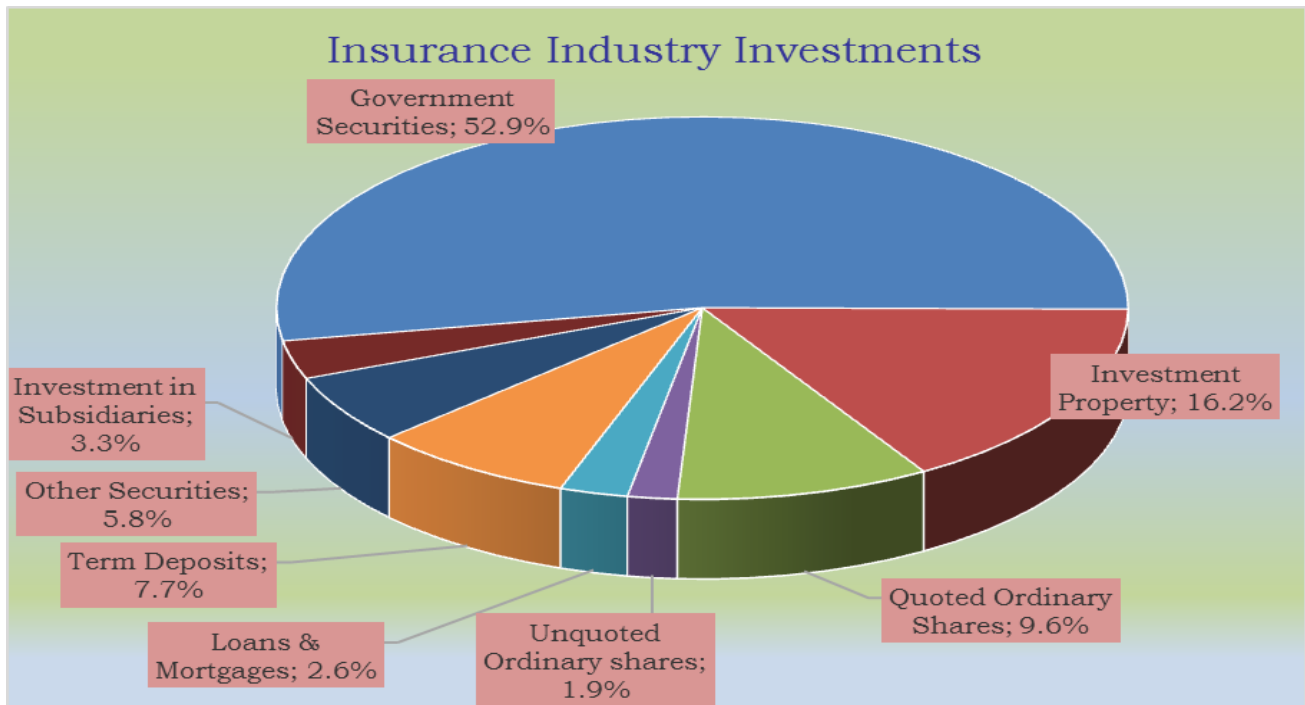
The insurance industry asset base grew by 12.8% to KES 574.71 billion as at the end of September 2017 from the KES 509.37 billion held as at the end of September 2016. 80.7% (KES 463.86 billion) of these assets were held in income generating investments.

The total insurance industry's liabilities grew by 14.5% to KES 429.03 billion from KES 374.76 billion registered in the corresponding period of 2016.

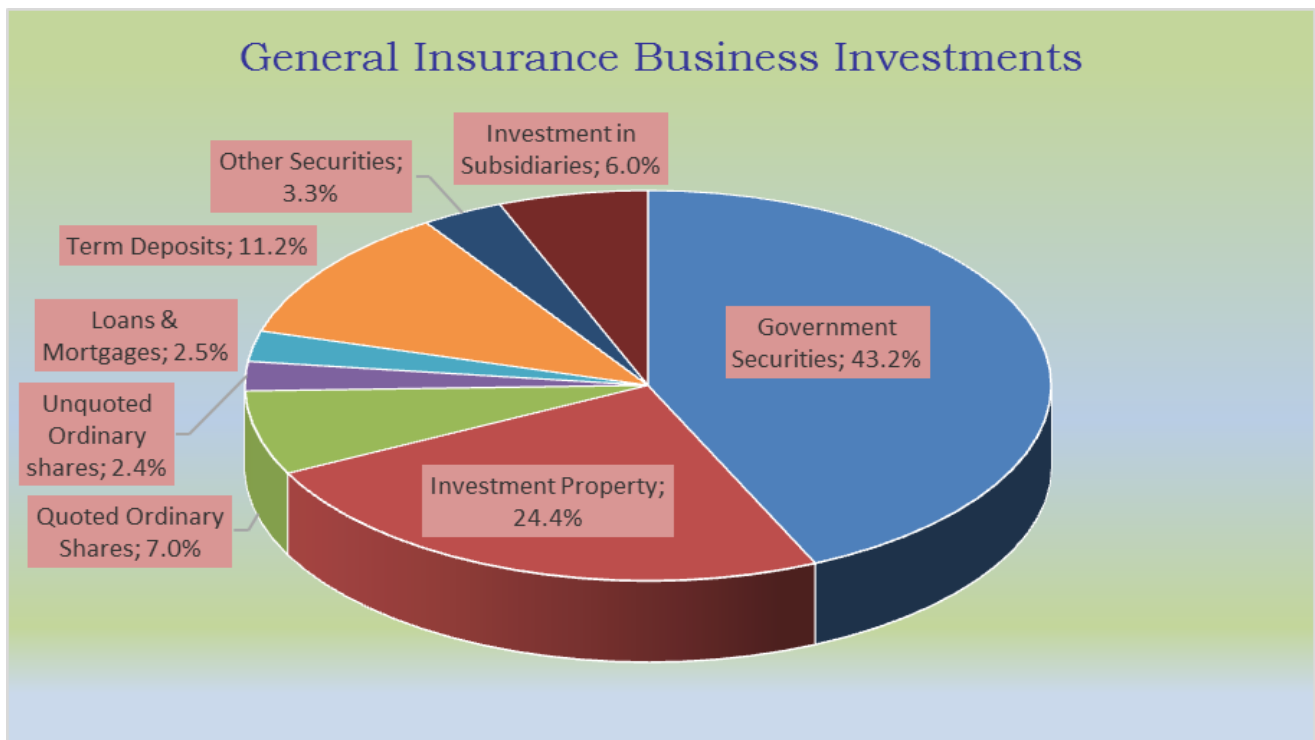
Investments

Investments by the industry insurers and reinsurers grew by 14.1% from KES 406.63 billion reported in the third quarter of 2016 to KES 463.86 billion in 2017. Asset classes with the highest investment proportions were; government securities (52.9%), investment property (16.2%), equities (11.5%) and term deposits (7.7%)

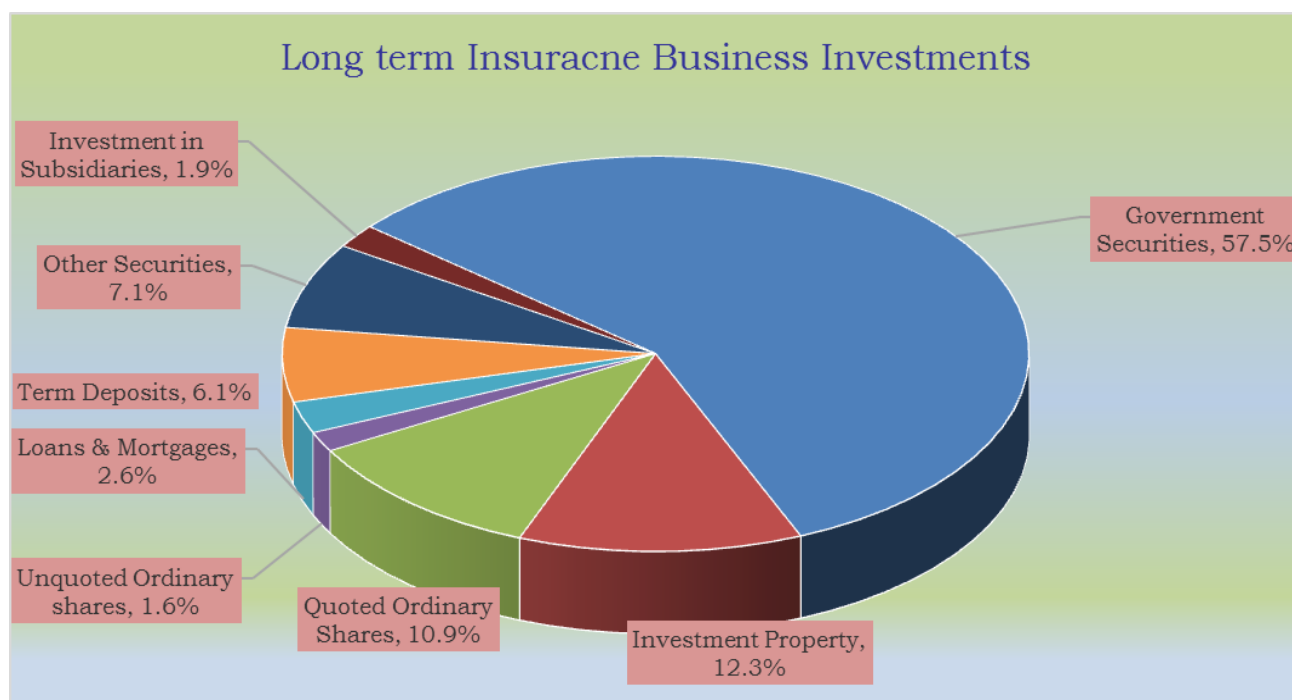
The investment portfolio for the industry is shown in the following chart:



The following chart shows the distribution of the investments held by the general insurance business underwriters:



The following chart displays the distribution of the investments held by the long term underwriters:



Key Industry Operating Ratios

The industry key operating ratios for both long term and general insurance businesses for the third quarter of 2017 are summarized in the following table:

Indicator	Long Term Business			General business		
	2017 Q3	2016 Q3	2015 Q3	2017 Q3	2016 Q3	2015 Q3
Insurers (%)						
Retention Ratio	92.87	93.00	92.94	70.38	73.92	74.21
Incurred Claims Ratio (GB)	-	-	-	63.16	64.45	62.93
Commission Ratio	6.69	8.62	8.41	7.38	8.11	7.52
Management Expense Ratio	16.01	18.37	17.92	30.57	29.99	28.69
Combined Ratio (GB)	-	-	-	101.11	102.55	99.14
Shareholders' funds to Total Assets	13.50	13.95	13.00	37.59	39.01	37.69
Return on Assets (ROA)	0.45	1.93	0.46	3.68	2.41	3.34
Return on Equity (ROE)	2.22	10.20	3.01	6.96	4.30	7.09
Reinsurers (%)						
Retention Ratio	92.44	89.88	86.65	105.33	93.85	95.84
Incurred Claims Ratio (GB)	-	-	-	58.55	52.89	54.56
Commission Ratio	30.55	31.19	33.15	28.07	28.55	28.75
Management Expense Ratio	12.00	14.88	14.30	12.28	9.52	9.33
Combined Ratio (GB)	-	-	-	98.90	90.95	92.64
Shareholders' funds to Total Assets	51.29	52.01	49.81	62.15	60.21	60.60
Return on Assets (ROA)	5.68	7.62	7.08	6.70	8.87	10.26
Return on Equity (ROE)	7.98	12.11	10.64	7.61	10.28	12.05

Definition of Ratios

Retention ratio = $(\text{Net premium} / \text{Gross premium}) * 100$

Net Incurred claims ratio = $(\text{Net Incurred claims} / \text{Net earned premium}) * 100$

Net Commission ratio (general) = $(\text{Net Commissions} / \text{Net earned premium}) * 100$

Net Commission ratio (long term) = $(\text{Net Commissions} / \text{Net premium}) * 100$

Management expense ratio (general) = $(\text{Management expense} / \text{Net earned premium}) * 100$

Management expense ratio (long term) = $(\text{Management expense} / \text{Net premium}) * 100$

Combined ratio (general) = $(\text{Net incurred claims ratio} + \text{Net commissions ratio} + \text{Management expense ratio})$

Shareholders' funds to total assets = $(\text{Shareholders' funds} / \text{Total assets}) * 100$

Return on assets = $(\text{Profit before tax} / \text{average total assets}) * 100$

Return on equity = $(\text{Profit after tax} / \text{average equity}) * 100$

Statistical Appendices

Appendix 1: Summary of General Insurance Business Profit & Loss Accounts for the Period Ended 30.09.2017

Appendix 2: Summary of Long Term Insurance Business Profit & Loss Accounts For the Period Ended 30.09.2017

Appendix 3: Summary of Long Term Insurance Business Gross Premium Income for the Period Ended 30.09.2017

Appendix 4: Summary of Long Term Insurance Business Market Share per Class for the Period Ended 30.09.2017

Appendix 5: Summary of Life Assurance Business Revenue Accounts for the Period Ended 30.09.2017

Appendix 6: Summary of Annuities Business Revenue Accounts for the Period Ended 30.09.2017

Appendix 7: Summary of Group Life Business Revenue Accounts for the Period Ended 30.09.2017

Appendix 8: Summary of Group Credit Business Revenue Accounts for the Period Ended 30.09.2017

Appendix 9: Summary of Investments Business Revenue Accounts for the Period Ended 30.09.2017

Appendix 10: Summary of Permanent Health Business Revenue Accounts for the Period Ended 30.09.2017

Appendix 11: Summary of Pensions Business Revenue Accounts for the Period Ended 30.09.2017

Appendix 12: Summary of Combined Long Term Business Revenue Accounts for the Period Ended 30.09.2017

Appendix 13: Summary of Gross Premium Income under General Insurance Business for the Period Ended 30.09.2017

Appendix 14: Summary of General Insurance Business Market Share per Class for the Period Ended 30.09.2017

Appendix 15: Summary of Claims Paid Under General Insurance Business for the Period Ended 30.09.2017

Appendix 16: Summary of Claims Incurred Under General Insurance Business for the Period Ended 30.09.2017

Appendix 17: Summary of Incurred Claims Ratios under General Insurance Business for the Period Ended 30.09.2017

Appendix 18: Summary of Underwriting Profits under General Insurance Business for the Period Ended 30.09.2017

Appendix 19: Summary of General Insurance Business Revenue Accounts for the Period Ended 30.09.2017

Appendix 20: Summary of Long Term Insurance Business Balance Sheets as at 30.09.2017

Appendix 21: Summary of General Insurance Business Balance Sheets as at 30.09.2017

APPENDIX 1: SUMMARY OF GENERAL INSURANCE BUSINESS PROFIT & LOSS ACCOUNTS FOR THE PERIOD ENDED 30.09.2017															
Company	Profit Transferred from Revenue	Investment Income	Other Income	Total Income	Loss Transferred From Revenue	Management Expenses	Total Outgo	Profit / (Loss) Before Taxation	Provision for Taxation	Profit/(Loss) After Taxation	Unappropriated Profit/(Loss) BF	Transfer To Reserves	Other Appropriations	Dividend	Unappropriated Profit / (Loss) CF
INSURERS															
AAR INSURANCE KENYA	79,291	-	36,588	115,879	-	-	-	115,879	-	115,879	(2,352)	-	-	-	113,526
AFRICAN MERCHANT ASSURANCE	32,889	-	-	32,889	-	-	-	32,889	-	32,889	561,094	-	-	-	593,984
AIG INSURANCE COMPANY	255,467	236,318	(10,885)	480,900	-	-	-	480,900	144,270	336,630	1,215,782	-	-	-	1,552,413
ALLIANZ INSURANCE COMPANY	-	-	-	-	108,177	-	108,177	(108,177)	15,486	(123,663)	(27,606)	-	-	-	(151,268)
APA INSURANCE COMPANY	-	730,255	918	731,173	19,324	-	113,648	617,525	133,585	483,941	3,818,038	-	-	200,000	4,101,979
BRITAM GENERAL INSURANCE	218,013	-	-	218,013	-	-	-	218,013	27,108	190,906	246,958	-	-	-	437,863
CANNON ASSURANCE COMPANY	-	91,042	-	91,042	288,523	-	288,523	(197,482)	(12,841)	(184,641)	32,810	-	(5,771)	-	(146,060)
CIC GENERAL INSURANCE COMPANY	262,133	-	-	262,133	-	-	-	262,133	-	262,133	2,197,581	-	-	-	2,459,714
CORPORATE INSURANCE COMPANY	30,473	-	-	30,473	-	-	-	30,473	-	30,473	526,734	-	-	-	557,207
DIRECTLINE ASSURANCE COMPANY	218,742	106,932	27,206	352,879	-	64,407	64,407	288,472	85,385	203,086	731,479	-	-	-	934,565
FIDELITY SHIELD INSURANCE	-	117,043	-	117,043	155,172	28,090	245,392	(128,349)	-	(128,349)	461,593	-	-	-	333,244
FIRST ASSURANCE COMPANY	-	165,995	-	165,995	184,372	-	184,372	(18,377)	(5,513)	(12,864)	811,994	-	-	-	799,130
GA INSURANCE COMPANY	801,840	-	5,350	807,189	-	-	-	807,189	264,607	542,582	1,089,453	27,776	-	-	1,604,259
GEMINIA INSURANCE COMPANY	158,810	-	-	158,810	-	-	-	158,810	47,643	111,167	441,141	-	-	-	552,308
HERITAGE INSURANCE COMPANY	626,895	-	-	626,895	-	68,499	68,499	558,395	130,435	427,960	2,024,681	-	-	-	2,452,641
ICFA LION GENERAL INSURANCE	36,738	598,777	-	635,515	-	87,936	110,717	524,798	167,935	356,863	2,146,658	-	-	-	2,503,521
INTRA-AFRICA ASSURANCE	30,163	15,255	7,497	52,915	-	(6,828)	(5,839)	58,754	17,626	41,128	87,108	-	-	-	128,236
INVENSCO ASSURANCE COMPANY	-	22,911	109	23,021	272,812	-	272,812	(249,792)	(74,937)	(174,854)	(1,336,363)	-	-	-	(1,511,217)
JUBILEE INSURANCE COMPANY	1,631,492	-	-	1,631,492	-	-	-	1,631,492	376,486	1,255,006	3,530,573	-	-	-	4,785,579
KENINDIA ASSURANCE COMPANY	106,965	-	16,244	123,208	-	7,399	102,070	21,139	6,342	14,797	1,858,986	-	-	-	1,873,783
KENYA ORIENT INSURANCE	30,593	25,190	-	55,782	-	55,960	81,523	(25,741)	(7,722)	(18,019)	(160,259)	-	-	-	(178,278)
MADISON INSURANCE COMPANY	182,451	-	-	182,451	-	-	-	182,451	-	182,451	761,937	-	-	-	944,387
MAYFAIR INSURANCE COMPANY	202,261	121,729	18,836	342,827	-	2,467	27,201	315,625	94,687	220,938	884,909	-	-	100,000	1,005,847
OCCIDENTAL INSURANCE COMPANY	123,756	-	517	124,273	-	46,262	61,894	62,379	18,714	43,665	340,918	-	-	-	384,583
PACIS INSURANCE COMPANY	97,703	-	-	97,703	-	-	-	97,703	29,311	68,392	389,461	-	-	-	457,853
PHOENIX OF EAST AFRICA	-	-	-	-	107,685	-	-	(107,685)	-	(107,685)	710,314	-	-	-	602,629
PIONEER INSURANCE COMPANY	-	1,655	-	1,655	30,720	-	30,720	(29,065)	-	(29,065)	-	-	-	-	(29,065)
RESOLUTION INSURANCE COMPANY	-	-	-	-	314,526	-	314,526	(314,526)	-	(314,526)	(1,308,155)	-	-	-	(1,622,681)
SAHAM INSURANCE COMPANY	48,025	-	-	48,025	-	-	-	48,025	14,407	33,617	149,779	-	-	-	183,396
SANLAM INSURANCE COMPANY	(9,068)	-	-	(9,068)	-	-	-	(9,068)	-	(9,068)	(274,293)	-	-	-	(283,361)
TAKAFUL INSURANCE OF AFRICA	-	-	55,741	55,741	98,831	26,965	125,795	(70,055)	75,584	(145,638)	(23,154)	-	-	-	(168,792)
TAUSI ASSURANCE COMPANY	38,438	141,817	22,601	202,856	-	4,446	11,286	191,570	39,238	152,332	372,332	-	-	72,000	452,665
THE KENYAN ALLIANCE INSURANCE	-	-	-	-	-	-	-	-	-	-	-	-	-	-	-
THE MONARCH INSURANCE	72,258	13,597	44,818	130,673	-	8,401	17,589	113,084	-	113,084	57,312	-	-	-	170,396
TRIDENT INSURANCE COMPANY	201,349	39,107	10,558	251,014	-	50,079	50,079	200,935	-	200,935	1,467,160	-	-	-	1,668,095
UAP INSURANCE COMPANY	-	734,870	16,014	750,884	20,273	-	20,273	730,611	219,183	511,428	4,787,884	-	-	300,000	4,999,311
XPLICO INSURANCE COMPANY	27,939	-	-	27,939	-	-	-	27,939	-	27,939	170,404	-	-	-	198,343
TOTAL	5,505,616	3,162,493	252,112	8,920,219	1,600,415	444,083	2,293,664	6,518,866	1,807,019	4,711,845	28,742,891	27,776	(5,771)	672,000	32,760,735
REINSURERS															
CONTINENTAL REINSURANCE	61,448	-	-	61,448	-	-	-	61,448	32,890	28,558	-	272	-	-	28,286
EAST AFRICA REINSURANCE	406,221	-	11,196	417,416	-	-	34,517	382,899	114,870	268,029	1,283,536	(43,633)	-	60,000	1,535,199
KENYA REINSURANCE CORPORATION	2,265,542	-	53,573	2,319,115	-	108,989	108,989	2,210,126	663,038	1,547,088	18,226,843	-	-	559,959	19,213,972
TOTAL	2,733,211	-	64,769	2,797,979	-	108,989	143,506	2,654,473	810,798	1,843,675	19,510,379	(43,361)	-	619,959	20,777,457
GRAND TOTAL	8,238,827	3,162,493	316,881	11,718,198	1,600,415	553,072	2,437,170	9,173,339	2,617,817	6,555,524	48,253,270	(15,585)	(5,771)	1,291,959	53,538,192

Amounts in Thousand Shillings

APPENDIX 2: SUMMARY OF LONG TERM INSURANCE BUSINESS PROFIT & LOSS ACCOUNTS FOR THE PERIOD ENDED 30.09.2017															
Company	Profit Transferred from Revenue	Investment Income	Other Income	Total Income	Loss Transferred From Revenue	Management Expenses	Total Outgo	Profit / (Loss) Before Taxation	Provision for Taxation	Profit/(Loss) After Taxation	Unappropriated Profit/(Loss) BF	Transfer To Reserves	Other Appropriations	Dividend	Unappropriated Profit/(Loss) CF
INSURERS															
APA LIFE ASSURANCE COMPANY	10,000	27,920	1,489	39,409	-	-	8,755	30,654	3,000	27,654	-	-	-	-	27,654
BARCLAYS LIFE	-	64,469	-	64,469	-	-	-	64,469	-	64,469	-	-	-	-	64,469
BRITAM LIFE ASSURANCE	-	291,074	-	291,074	-	-	-	291,074	-	291,074	-	-	-	-	291,074
CANNON ASSURANCE COMPANY	-	-	-	-	-	-	-	-	-	-	461,946	1,138	-	-	460,808
CAPEX LIFE ASSURANCE COMPANY	-	-	12,255	12,255	-	-	-	12,255	-	12,255	45,023	-	-	-	57,278
CIC LIFE ASSURANCE COMPANY	115,000	-	-	115,000	-	-	-	115,000	-	115,000	-	-	-	-	115,000
CORPORATE INSURANCE COMPANY	-	-	12,552	12,552	-	-	-	12,552	-	12,552	151,265	-	-	-	163,817
FIRST ASSURANCE COMPANY	-	-	-	-	-	-	-	-	11,316	(11,316)	-	(11,316)	-	-	-
GA LIFE ASSURANCE COMPANY	3,708	-	-	3,708	-	-	-	3,708	1,112	2,596	-	-	-	-	2,596
GEMINIA INSURANCE COMPANY	53,105	-	-	53,105	-	-	-	53,105	-	53,105	-	53,105	-	-	-
ICEA LION LIFE ASSURANCE	223,608	82,903	3,572	310,083	-	305	305	309,778	21,351	288,427	1,916,532	-	-	-	2,204,959
JUBILEE INSURANCE COMPANY	404,181	-	-	404,181	-	-	-	404,181	121,254	282,926	1,010,866	-	-	-	1,293,793
KENINDIA ASSURANCE COMPANY	45,000	-	-	45,000	-	-	-	45,000	-	45,000	68,753	-	(687)	55,880	58,560
KENYA ORIENT LIFE ASSURANCE	22,077	-	-	22,077	-	-	-	22,077	5,963	16,114	13,700	-	-	-	29,814
LIBERTY LIFE ASSURANCE COMPANY	-	-	378,535	378,535	-	-	-	378,535	26,626	351,908	(339,121)	331,642	-	-	(318,854)
MADISON INSURANCE COMPANY	28,791	-	-	28,791	-	-	-	28,791	8,637	20,154	62,000	20,154	-	-	62,000
METROPOLITAN INSURANCE	-	-	-	-	124,618	-	124,618	(124,618)	12,326	(136,944)	(921,553)	-	-	-	(1,058,498)
OLD MUTUAL LIFE ASSURANCE	91,620	211,230	-	302,851	-	6,417	6,417	296,434	88,930	207,504	(2,384,181)	-	-	-	(2,176,677)
PIONEER ASSURANCE COMPANY	-	-	-	-	203,626	-	203,626	(203,626)	-	(203,626)	265,300	-	-	-	61,673
PRUDENTIAL LIFE ASSURANCE	-	55,135	11,999	67,135	212,161	-	212,161	(145,026)	22,959	(167,985)	(893,094)	-	-	-	(1,061,079)
SAHAM ASSURANCE	-	-	-	-	-	-	-	-	-	-	(13,396)	-	-	-	(13,396)
SANLAM LIFE ASSURANCE	-	-	(399,440)	(399,440)	-	-	-	(399,440)	138,955	(538,395)	(952,418)	(399,440)	-	-	(1,091,373)
TAKAFUL INSURANCE OF AFRICA	-	-	-	-	-	-	-	-	-	-	-	-	-	-	-
THE KENYAN ALLIANCE INSURANCE	-	-	-	-	-	-	-	-	-	-	-	-	-	-	-
THE MONARCH INSURANCE	-	-	-	-	244	-	244	(244)	-	(244)	22,596	-	-	-	22,352
UAP LIFE ASSURANCE COMPANY	-	-	230,923	230,923	-	-	-	230,923	-	230,923	-	-	-	-	230,923
TOTAL	997,090	732,731	251,885	1,981,706	540,649	6,722	556,126	1,425,582	462,429	963,151	(1,485,782)	(4,717)	(687)	55,880	(573,107)
REINSURERS															
CONTINENTAL REINSURANCE	73,892	-	-	73,892	-	-	-	73,892	4,433	69,458	122,955	(42)	59,113	-	133,343
EAST AFRICAN REINSURANCE	49,051	132,784	(32)	181,802	-	-	-	181,802	58,691	123,111	428,292	43,230	-	-	508,174
KENYA REINSURANCE CORPORATION	295,431	-	-	295,431	-	18,335	18,335	277,097	83,129	193,968	3,496,869	-	-	-	3,690,837
TOTAL	418,374	132,784	(32)	551,125	-	18,335	18,335	532,791	146,253	386,537	4,048,116	43,188	59,113	-	4,332,354
GRAND TOTAL	1,415,464	865,515	251,853	2,532,833	540,649	25,057	574,461	1,958,373	608,682	1,349,688	2,562,334	38,471	58,426	55,880	3,759,247

Amounts in Thousand Shillings

APPENDIX 3: SUMMARY OF LONG TERM INSURANCE BUSINESS GROSS PREMIUM INCOME FOR THE PERIOD ENDED 30.09.2017									
Company	Life Assurances	Annuities	Pensions	Group Life	Group Credit	Permanent Health	Investments	Total	Market Share (%)
INSURERS									
APA LIFE ASSURANCE COMPANY	56,824	22,886	455,418	590,082	82,186	-	294	1,207,690	2.00
BARCLAYS LIFE	145,904	-	-	180,688	733,017	-	-	1,059,609	1.75
BRITAM LIFE ASSURANCE	5,684,861	1,054,427	4,925,815	634,981	663,014	-	442,454	13,405,552	22.18
CANNON ASSURANCE COMPANY	65,222	-	-	-	431	-	-	64,791	0.11
CAPEX LIFE ASSURANCE COMPANY	192,636	-	-	42,982	-	-	-	235,618	0.39
CIC LIFE ASSURANCE COMPANY	708,316	100,250	589,274	476,699	1,992,885	-	-	3,867,424	6.40
CORPORATE INSURANCE COMPANY	211,373	-	-	373	-	-	-	211,746	0.35
FIRST ASSURANCE COMPANY	-	-	-	155,942	8,374	-	-	164,316	0.27
GA LIFE ASSURANCE COMPANY	-	-	1,243,940	28,774	3,806	-	-	1,276,520	2.11
GEMINIA INSURANCE COMPANY	32,119	-	-	49,502	-	-	-	81,621	0.14
ICEA LION LIFE ASSURANCE	1,626,801	3,387,803	4,919,879	265,431	211,325	-	36,384	10,447,623	17.28
JUBILEE INSURANCE COMPANY	2,181,626	1,587,309	4,764,681	1,002,867	-	-	-	9,536,483	15.78
KENINDIA ASSURANCE COMPANY	901,231	335,356	2,259,759	40,606	-	-	-	3,536,952	5.85
KENYA ORIENT LIFE ASSURANCE	40,467	69,861	49,699	23,918	82,838	-	-	266,783	0.44
LIBERTY LIFE ASSURANCE COMPANY	290,355	12,127	1,202,941	314,067	371,851	-	1,429,293	3,620,634	5.99
MADISON INSURANCE COMPANY	762,464	799,132	206,750	39,009	92,038	-	13,432	1,912,825	3.16
METROPOLITAN INSURANCE	19,460	-	-	135,612	24,759	-	-	179,831	0.30
OLD MUTUAL LIFE ASSURANCE	559,914	-	-	248,497	-	-	668,150	1,476,561	2.44
PIONEER ASSURANCE COMPANY	536,401	19,030	201,204	678,415	459,032	-	71,334	1,965,416	3.25
PRUDENTIAL LIFE ASSURANCE	103,312	-	-	27,536	92,093	-	-	222,941	0.37
SAHAM ASSURANCE	34,811	-	120,528	15,598	617	-	-	171,554	0.28
SANLAM LIFE ASSURANCE	1,209,130	414,432	233,687	607,293	475,267	-	693,120	3,632,929	6.01
TAKAFUL INSURANCE OF AFRICA	-	-	-	35,223	19,819	-	-	55,042	0.09
THE KENYAN ALLIANCE INSURANCE	-	-	-	-	-	-	-	-	-
THE MONARCH INSURANCE	16,688	-	-	12,283	-	-	-	28,971	0.05
UAP LIFE ASSURANCE COMPANY	374,148	-	660,301	557,942	175,392	-	49,824	1,817,607	3.01
TOTAL	15,754,063	7,802,613	21,833,876	6,164,320	5,487,882	-	3,404,285	60,447,039	100.00
REINSURERS									
CONTINENTAL REINSURANCE	1,091	-	-	169,664	-	-	-	170,755	0.00
EAST AFRICAN REINSURANCE	39,765	-	-	755,537	-	-	-	795,302	0.00
KENYA REINSURANCE CORPORATION	105,213	-	-	946,913	-	-	-	1,052,126	0.00
TOTAL	146,069	-	-	1,872,114	-	-	-	2,018,183	100.00

Amounts in Thousand Shillings

APPENDIX 4: SUMMARY OF LONG TERM INSURANCE BUSINESS MARKET SHARE (GROSS PREMIUM INCOME) PER CLASS FOR THE PERIOD ENDED 30.09.2017								
Company	Life Assurances	Annuities	Pensions	Group Life	Group Credit	Permanent Health	Investments	Total
INSURERS								
BRITAM LIFE ASSURANCE	36.09	13.51	22.56	10.30	12.08	-	13.00	22.18
ICEA LION LIFE ASSURANCE	10.33	43.42	22.53	4.31	3.85	-	1.07	17.28
JUBILEE INSURANCE COMPANY	13.85	20.34	21.82	16.27	-	-	-	15.78
CIC LIFE ASSURANCE COMPANY	4.50	1.28	2.70	7.73	36.31	-	-	6.40
SANLAM LIFE ASSURANCE	7.68	5.31	1.07	9.85	8.66	-	20.36	6.01
LIBERTY LIFE ASSURANCE COMPANY	1.84	0.16	5.51	5.09	6.78	-	41.99	5.99
KENINDIA ASSURANCE COMPANY	5.72	4.30	10.35	0.66	-	-	-	5.85
PIONEER ASSURANCE COMPANY	3.40	0.24	0.92	11.01	8.36	-	2.10	3.25
MADISON INSURANCE COMPANY	4.84	10.24	0.95	0.63	1.68	-	0.39	3.16
UAP LIFE ASSURANCE COMPANY	2.37	-	3.02	9.05	3.20	-	1.46	3.01
OLD MUTUAL LIFE ASSURANCE	3.55	-	-	4.03	-	-	19.63	2.44
GA LIFE ASSURANCE COMPANY	-	-	5.70	0.47	0.07	-	-	2.11
APA LIFE ASSURANCE COMPANY	0.36	0.29	2.09	9.57	1.50	-	0.01	2.00
BARCLAYS LIFE	0.93	-	-	2.93	13.36	-	-	1.75
KENYA ORIENT LIFE ASSURANCE	0.26	0.90	0.23	0.39	1.51	-	-	0.44
CAPEX LIFE ASSURANCE COMPANY	1.22	-	-	0.70	-	-	-	0.39
PRUDENTIAL LIFE ASSURANCE	0.66	-	-	0.45	1.68	-	-	0.37
CORPORATE INSURANCE COMPANY	1.34	-	-	0.01	-	-	-	0.35
METROPOLITAN INSURANCE	0.12	-	-	2.20	0.45	-	-	0.30
SAHAM ASSURANCE	0.22	-	0.55	0.25	0.01	-	-	0.28
FIRST ASSURANCE COMPANY	-	-	-	2.53	0.15	-	-	0.27
GEMINIA INSURANCE COMPANY	0.20	-	-	0.80	-	-	-	0.14
CANNON ASSURANCE COMPANY	0.41	-	-	-	0.01	-	-	0.11
TAKAFUL INSURANCE OF AFRICA	-	-	-	0.57	0.36	-	-	0.09
THE MONARCH INSURANCE	0.11	-	-	0.20	-	-	-	0.05
THE KENYAN ALLIANCE INSURANCE	-	-	-	-	-	-	-	-
TOTAL	100.00	100.00	100.00	100.00	100.00	0	100.00	100.00
REINSURERS								
KENYA REINSURANCE CORPORATION	72.03	-	-	50.58	-	-	-	52.13
EAST AFRICAN REINSURANCE	27.22	-	-	40.36	-	-	-	39.41
CONTINENTAL REINSURANCE	0.75	-	-	9.06	-	-	-	8.46
TOTAL	100.00	0	0	100.00	0	0	0	100.00

APPENDIX 5: SUMMARY OF LIFE ASSURANCE BUSINESS REVENUE ACCOUNTS FOR THE PERIOD ENDED 30.09.2017

Company	Life Fund BF	Gross Premium	Net Premium	Other (Fee) Income	Total Benefits	Claims	Surrenders	Bonuses Paid	Annuities Paid	Net Commissions	Expense of Management	Investment Income	Investment Expenses	Transfer To (From) P & L	Life Fund CF
INSURERS															
APA LIFE ASSURANCE COMPANY	167,035	56,824	55,787	-	17,769	16,518	-	-	-	21,939	65,587	9,031	1,816	-	125,992
BARCLAYS LIFE	(431,852)	145,904	145,904	-	3,802	1,712	2,514	-	-	26,315	165,171	15,040	-	-	(466,620)
BRITAM LIFE ASSURANCE	19,588,896	5,684,861	5,636,229	-	1,862,891	512,733	500,180	883,316	-	1,232,595	1,213,390	1,218,226	26,046	-	22,075,092
CANNON ASSURANCE COMPANY	744,011	65,222	64,663	-	122,734	122,734	-	-	-	2,099	71,532	53,991	-	-	666,301
CAPEX LIFE ASSURANCE COMPANY	119,406	192,636	192,636	-	37,882	36,058	-	-	-	22,495	61,484	55,433	-	-	247,438
CIC LIFE ASSURANCE COMPANY	648,992	708,316	705,257	-	247,262	408,300	-	-	-	153,295	86,010	109,890	-	-	816,535
CORPORATE INSURANCE COMPANY	621,704	211,373	211,373	-	144,824	144,824	-	-	-	55,526	32,361	45,670	-	-	646,036
FIRST ASSURANCE COMPANY	-	-	-	-	-	-	-	-	-	-	-	-	-	-	-
GA LIFE ASSURANCE COMPANY	-	-	-	-	-	-	-	-	-	-	-	-	-	-	-
GEMINIA INSURANCE COMPANY	286,542	32,119	31,073	-	9,938	8,548	1,391	-	-	5,853	5,340	14,513	-	-	310,996
ICEA LION LIFE ASSURANCE	4,898,901	1,626,801	1,598,923	-	525,155	448,163	76,447	-	-	297,457	407,020	730,770	-	56,023	5,943,485
JUBILEE INSURANCE COMPANY	5,162,002	2,181,626	2,176,652	-	864,983	613,699	224,367	-	-	487,568	360,357	597,723	3,787	165,330	6,081,271
KENINDIA ASSURANCE COMPANY	5,810,524	901,231	898,329	-	439,910	467,194	-	-	-	56,608	152,807	571,826	-	22,500	6,581,571
KENYA ORIENT LIFE ASSURANCE	25,027	40,467	40,386	-	319	319	-	-	-	6,951	29,029	3,508	-	-	32,621
LIBERTY LIFE ASSURANCE COMPANY	6,486,305	290,355	286,102	-	256,178	258,151	-	-	-	33,215	165,874	251,900	-	-	6,567,068
MADISON INSURANCE COMPANY	3,254,957	762,464	762,464	-	259,967	-	-	-	-	110,200	357,316	217,593	-	-	3,767,499
METROPOLITAN INSURANCE	11,345	19,460	19,417	-	19,158	19,158	(29,634)	-	-	2,151	2,862	1,215	-	(9,534)	46,974
OLD MUTUAL LIFE ASSURANCE	4,680,218	559,914	514,861	344,017	380,845	379,534	35,929	-	-	136,211	591,040	711,255	21,056	(26,102)	5,112,684
PIONEER ASSURANCE COMPANY	332,758	536,401	536,400	-	264,464	250,932	-	-	-	159,367	216,328	51,799	-	-	294,329
PRUDENTIAL LIFE ASSURANCE	(632,799)	103,312	103,287	11,999	96,321	70,083	360	1,041	-	33,978	99,290	26,638	1,212	-	(696,839)
SAHAM ASSURANCE	207,785	34,811	33,899	-	21,670	34,502	901	-	-	4,183	11,050	18,180	-	-	209,229
SANLAM LIFE ASSURANCE	2,688,383	1,209,130	1,192,047	124,433	40,497	68,850	-	-	-	232,824	229,537	232,412	-	-	3,706,064
TAKAFUL INSURANCE OF AFRICA	67,484	-	-	-	-	-	-	-	-	-	-	-	-	-	67,484
THE KENYAN ALLIANCE INSURANCE	-	-	-	-	-	-	-	-	-	-	-	-	-	-	-
THE MONARCH INSURANCE	10,922	16,688	8,545	-	-	-	-	-	-	1,529	13,986	12,649	7,428	-	9,172
UAP LIFE ASSURANCE COMPANY	449,846	374,148	374,148	-	56,339	37,681	18,202	377	-	23,343	215,792	138,612	-	-	667,210
TOTAL	55,198,392	15,754,063	15,588,382	480,449	5,672,908	3,899,693	830,657	884,734	-	3,105,702	4,553,163	5,087,874	61,345	208,217	62,811,592
REINSURERS															
CONTINENTAL REINSURANCE	1,019	1,091	927	-	-	(362)	-	-	-	294	226	433	45	-	2,176
EAST AFRICAN REINSURANCE	-	39,765	36,015	(5,463)	414	-	-	-	-	3,427	2,152	-	-	-	24,974
KENYA REINSURANCE CORPORATION	1,192,797	105,213	102,051	-	41,856	41,856	-	-	-	35,318	12,947	17,462	-	-	1,222,190
TOTAL	1,193,816	146,069	138,993	(5,463)	42,270	41,494	-	-	-	39,039	15,325	17,895	45	-	1,249,340

Amounts in Thousand Shillings

APPENDIX 6: SUMMARY OF ANNUITIES BUSINESS REVENUE ACCOUNTS FOR THE PERIOD ENDED 30.09.2017															
Company	Life Fund BF	Gross Premium	Net Premium	Other (Fee) Income	Total Benefits	Claims	Surrenders	Bonuses Paid	Annuities Paid	Net Commissions	Expense of Management	Investment Income	Investment Expenses	Transfer To (From) P & L	Life Fund CF
INSURERS															
APA LIFE ASSURANCE COMPANY	1,132	22,886	22,886	-	45,597	-	-	-	45,597	-	3,158	38,182	1,791	-	11,655
BARCLAYS LIFE	-	-	-	-	-	-	-	-	-	-	-	-	-	-	-
BRITAM LIFE ASSURANCE	379,291	1,054,427	1,054,427	-	198,449	-	-	-	198,449	-	18,567	72,255	-	-	1,288,958
CANNON ASSURANCE COMPANY	-	-	-	-	-	-	-	-	-	-	-	-	-	-	-
CAPEX LIFE ASSURANCE COMPANY	-	-	-	-	-	-	-	-	-	-	-	-	-	-	-
CIC LIFE ASSURANCE COMPANY	(191,576)	100,250	100,250	-	46,888	136,707	-	-	-	2,503	13,335	58,327	-	-	(185,544)
CORPORATE INSURANCE COMPANY	-	-	-	-	-	-	-	-	-	-	-	-	-	-	-
FIRST ASSURANCE COMPANY	-	-	-	-	-	-	-	-	-	-	-	-	-	-	-
GA LIFE ASSURANCE COMPANY	-	-	-	-	-	-	-	-	-	-	-	-	-	-	-
GEMINIA INSURANCE COMPANY	-	-	-	-	-	-	-	-	-	-	-	-	-	-	-
ICEA LION LIFE ASSURANCE	4,474,074	3,387,803	3,387,803	-	(457)	(457)	-	-	678,796	42,582	14,427	954,971	-	114,689	7,966,812
JUBILEE INSURANCE COMPANY	5,682,911	1,587,309	1,587,309	-	547,202	-	547,202	-	-	4,022	26,201	687,160	4,089	52,607	7,323,259
KENINDIA ASSURANCE COMPANY	342,785	335,356	335,356	-	26,953	26,953	-	-	-	6,796	-	40,804	-	-	685,195
KENYA ORIENT LIFE ASSURANCE	-	69,861	69,861	-	2,853	-	-	-	2,853	2,441	2,682	6,056	-	-	67,940
LIBERTY LIFE ASSURANCE COMPANY	211,744	12,127	12,127	-	20,326	20,326	-	-	-	-	1,039	20,449	-	-	222,956
MADISON INSURANCE COMPANY	2,804,538	799,132	799,132	-	262,254	-	-	-	-	16,508	28,148	17,141	-	-	3,576,156
METROPOLITAN INSURANCE	-	-	-	-	-	-	-	-	-	-	-	-	-	-	-
OLD MUTUAL LIFE ASSURANCE	1,009	-	-	-	715	-	-	-	715	-	-	212	6	-	500
PIONEER ASSURANCE COMPANY	86,916	19,030	19,030	-	-	-	-	-	-	-	-	-	-	-	105,946
PRUDENTIAL LIFE ASSURANCE	-	-	-	-	-	-	-	-	-	-	-	-	-	-	-
SAHAM ASSURANCE	(136)	-	-	-	102	-	-	-	102	-	-	-	-	-	(238)
SANLAM LIFE ASSURANCE	7,074,745	414,432	414,432	-	678,411	678,411	-	-	-	10,076	16,092	721,322	-	-	7,505,920
TAKAFUL INSURANCE OF AFRICA	-	-	-	-	-	-	-	-	-	-	-	-	-	-	-
THE KENYAN ALLIANCE INSURANCE	-	-	-	-	-	-	-	-	-	-	-	-	-	-	-
THE MONARCH INSURANCE	-	-	-	-	-	-	-	-	-	-	-	-	-	-	-
UAP LIFE ASSURANCE COMPANY	1,295,684	-	-	-	103,302	-	-	-	110,952	-	-	127,044	-	-	1,311,776
TOTAL	22,163,117	7,802,613	7,802,613	-	1,932,595	861,940	547,202	-	1,037,464	84,928	123,649	2,743,923	5,886	167,296	29,881,291
REINSURERS															
CONTINENTAL REINSURANCE	-	-	-	-	-	-	-	-	-	-	-	-	-	-	-
EAST AFRICAN REINSURANCE	-	-	-	-	-	-	-	-	-	-	-	-	-	-	-
KENYA REINSURANCE CORPORATION	-	-	-	-	-	-	-	-	-	-	-	-	-	-	-
TOTAL	-	-	-	-	-	-	-	-	-	-	-	-	-	-	-

Amounts in Thousand Shillings

APPENDIX 7: SUMMARY OF GROUP LIFE BUSINESS REVENUE ACCOUNTS FOR THE PERIOD ENDED 30.09.2017															
Company	Life Fund BF	Gross Premium	Net Premium	Other (Fee) Income	Total Benefits	Claims	Surrenders	Bonuses Paid	Annuities Paid	Net Commissions	Expense of Management	Investment Income	Investment Expenses	Transfer To (From) P & L	Life Fund CF
INSURERS															
APA LIFE ASSURANCE COMPANY	536,682	590,082	143,031	-	94,619	99,498	-	-	-	2,008	63,078	26,656	1,250	-	540,535
BARCLAYS LIFE	21,140	180,688	32,834	-	(7,754)	40,114	-	-	-	(11,817)	41,293	1,619	-	-	(13,998)
BRITAM LIFE ASSURANCE	1,605,833	634,981	492,194	-	308,862	310,895	-	-	-	(33,782)	198,992	482,683	10,925	-	2,093,679
CANNON ASSURANCE COMPANY	87,535	-	-	-	59	59	-	-	-	9	(1,365)	-	-	-	88,832
CAPEX LIFE ASSURANCE COMPANY	-	42,982	26,460	-	-	-	-	-	-	-	-	-	-	-	26,460
CIC LIFE ASSURANCE COMPANY	97,388	476,699	341,368	-	140,905	239,549	-	-	-	17,252	150,252	60,031	-	-	91,733
CORPORATE INSURANCE COMPANY	16,612	373	(892)	-	442	442	-	-	-	-	327	80	-	-	15,031
FIRST ASSURANCE COMPANY	340,559	155,942	20,679	-	10,196	8,796	-	-	-	(15,562)	14,062	25,053	-	-	378,994
GA LIFE ASSURANCE COMPANY	6,972	28,774	3,901	-	238	238	-	-	-	(5,952)	9,059	1,995	-	-	9,521
GEMINIA INSURANCE COMPANY	138,095	49,502	36,057	-	19,373	20,973	-	-	-	572	8,231	22,369	-	-	166,745
ICEA LION LIFE ASSURANCE	219,245	265,431	130,126	-	109,454	108,289	-	-	-	(18,127)	82,686	32,704	-	9,928	199,299
JUBILEE INSURANCE COMPANY	435,656	1,002,867	705,455	-	472,219	590,779	-	-	-	70,696	112,163	92,007	480	(90,627)	549,627
KENINDIA ASSURANCE COMPANY	50,016	40,606	11,156	-	10,542	10,542	-	-	-	3,234	1,491	4,504	-	22,500	27,908
KENYA ORIENT LIFE ASSURANCE	16,856	23,918	13,717	-	1,600	1,600	-	-	-	(1,307)	10,164	2,073	-	-	22,189
LIBERTY LIFE ASSURANCE COMPANY	350,326	314,067	203,071	-	171,801	160,644	-	-	-	(26,336)	90,125	45,427	-	-	374,391
MADISON INSURANCE COMPANY	(51,293)	39,009	5,183	-	19,273	-	-	-	-	9,890	12,047	7,336	-	-	(60,711)
METROPOLITAN INSURANCE	231,928	135,612	77,207	-	165,372	214,055	-	-	-	15,272	84,420	35,840	-	(127,410)	158,639
OLD MUTUAL LIFE ASSURANCE	99,996	248,497	124,463	-	57,198	67,774	-	-	-	18,144	55,978	47,517	172	16,684	113,225
PIONEER ASSURANCE COMPANY	908,784	678,415	193,768	-	1,690,541	1,704,248	-	-	-	(290,578)	92,712	21,549	-	-	(382,281)
PRUDENTIAL LIFE ASSURANCE	(18,434)	27,536	16,119	-	17,343	1,395	-	-	-	1,756	26,464	7,100	323	-	(25,153)
SAHAM ASSURANCE	8,557	15,598	5,209	-	386	(3,400)	-	-	-	(42)	5,147	8,468	-	-	20,528
SANLAM LIFE ASSURANCE	156,320	607,293	279,460	-	175,402	228,126	-	-	-	139,377	67,239	82,503	-	-	83,540
TAKAFUL INSURANCE OF AFRICA	-	35,223	27,572	-	-	-	-	-	-	-	5,480	7,281	-	-	29,374
THE KENYAN ALLIANCE INSURANCE	-	-	-	-	-	-	-	-	-	-	-	-	-	-	-
THE MONARCH INSURANCE	(136)	12,283	12,206	-	30,595	7,395	-	-	-	(592)	10,295	18,229	5,468	-	7,733
UAP LIFE ASSURANCE COMPANY	1,894,906	557,942	293,542	-	242,636	199,246	-	-	-	39,835	111,166	97,256	-	-	1,812,428
TOTAL	7,153,543	6,164,320	3,193,886	-	3,731,302	4,011,257	-	-	-	(86,050)	1,251,506	1,130,280	18,618	168,925	6,328,268
REINSURERS															
CONTINENTAL REINSURANCE	100,880	169,664	144,214	-	42,861	44,312	-	-	-	43,228	22,387	42,893	4,446	-	173,614
EAST AFRICAN REINSURANCE	-	755,537	662,445	(131,110)	379,253	267,889	-	-	-	169,803	69,567	-	-	-	24,077
KENYA REINSURANCE CORPORATION	5,257,294	946,913	919,965	-	376,701	376,701	-	-	-	317,863	116,519	157,156	-	-	5,823,332
TOTAL	5,358,174	1,872,114	1,726,624	131,110	798,815	688,902	-	-	-	530,894	208,473	200,049	4,446	-	5,721,023

APPENDIX 8: SUMMARY OF GROUP CREDIT BUSINESS REVENUE ACCOUNTS FOR THE PERIOD ENDED 30.09.2017															
Company	Life Fund BF	Gross Premium	Net Premium	Other (Fee) Income	Total Benefits	Claims	Surrenders	Bonuses Paid	Annuities Paid	Net Commissions	Expense of Management	Investment Income	Investment Expenses	Transfer To (From) P & L	Life Fund CF
INSURERS															
APA LIFE ASSURANCE COMPANY	16,977	82,186	70,160	-	18,139	14,925	-	-	-	(3,307)	3,434	7,204	338	-	78,982
BARCLAYS LIFE	(66,286)	733,017	473,166	-	141,566	302,576	-	-	-	112,130	41,293	39,764	-	-	(9,355)
BRITAM LIFE ASSURANCE	87,994	663,014	523,976	-	364,465	314,826	-	-	-	19,941	207,777	1,384	31	-	70,778
CANNON ASSURANCE COMPANY	-	(431)	(431)	-	459	459	-	-	-	(45)	4,305	-	-	-	(5,149)
CAPEX LIFE ASSURANCE COMPANY	-	-	-	-	-	-	-	-	-	-	-	-	-	-	-
CIC LIFE ASSURANCE COMPANY	525,708	1,992,885	1,442,792	-	628,596	1,001,460	-	-	-	72,122	628,144	250,965	-	115,000	402,739
CORPORATE INSURANCE COMPANY	-	-	-	-	-	-	-	-	-	-	-	-	-	-	-
FIRST ASSURANCE COMPANY	10,399	8,374	917	-	200	-	-	-	-	(496)	828	1,319	-	-	12,302
GA LIFE ASSURANCE COMPANY	1,009	3,806	517	-	-	-	-	-	-	(693)	1,198	132	-	-	1,152
GEMINIA INSURANCE COMPANY	-	-	-	-	-	-	-	-	-	-	-	-	-	-	-
ICEA LION LIFE ASSURANCE	123,224	211,325	161,778	-	73,886	84,087	8,202	-	-	5,854	54,336	18,416	-	5,939	145,000
JUBILEE INSURANCE COMPANY	27,808	-	(12,639)	-	13,605	-	-	-	-	-	29,815	28,337	164	-	13,536
KENINDIA ASSURANCE COMPANY	-	-	-	-	-	-	-	-	-	-	-	-	-	-	-
KENYA ORIENT LIFE ASSURANCE	327,819	82,838	65,726	-	2,716	10,311	-	-	-	3,724	62,491	7,181	-	-	324,201
LIBERTY LIFE ASSURANCE COMPANY	126,647	371,851	278,983	-	38,162	60,831	-	-	-	60,053	-	-	-	-	284,747
MADISON INSURANCE COMPANY	151,213	92,038	92,038	-	3,648	-	-	-	-	-	36,624	22,303	-	-	228,930
METROPOLITAN INSURANCE	20,576	24,759	24,759	-	36,781	-	-	-	-	-	1,431	607	-	-	44,512
OLD MUTUAL LIFE ASSURANCE	-	-	-	-	-	-	-	-	-	-	-	-	-	-	-
PIONEER ASSURANCE COMPANY	233,957	459,032	459,032	-	-	-	-	-	-	-	-	-	-	-	692,990
PRUDENTIAL LIFE ASSURANCE	(21,409)	92,093	72,317	-	-	3,795	-	-	-	52,177	88,509	23,746	1,080	-	(70,908)
SAHAM ASSURANCE	396	617	(351)	-	-	-	-	-	-	(164)	-	-	-	-	208
SANLAM LIFE ASSURANCE	1,092,750	475,267	470,191	-	155,919	164,248	-	-	-	(78,641)	69,984	-	-	-	1,407,350
TAKAFUL INSURANCE OF AFRICA	-	19,819	15,514	-	-	-	-	-	-	-	3,305	4,097	-	-	16,307
THE KENYAN ALLIANCE INSURANCE	-	-	-	-	-	-	-	-	-	-	-	-	-	-	-
THE MONARCH INSURANCE	-	-	-	-	-	-	-	-	-	-	-	-	-	-	-
UAP LIFE ASSURANCE COMPANY	-	175,392	175,392	-	52,831	39,612	-	-	-	-	-	-	-	-	135,779
TOTAL	2,658,782	5,487,882	4,313,837	-	1,530,973	1,997,130	8,202	-	-	242,655	1,233,474	405,455	1,613	120,939	3,774,061
REINSURERS															
CONTINENTAL REINSURANCE	-	-	-	-	-	-	-	-	-	-	-	-	-	-	-
EAST AFRICAN REINSURANCE	-	-	-	-	-	-	-	-	-	-	-	-	-	-	-
KENYA REINSURANCE CORPORATION	-	-	-	-	-	-	-	-	-	-	-	-	-	-	-
TOTAL	-	-	-	-	-	-	-	-	-	-	-	-	-	-	-

Amounts in Thousand Shillings

APPENDIX 9: SUMMARY OF INVESTMENTS BUSINESS REVENUE ACCOUNTS FOR THE PERIOD ENDED 30.09.2017															
Company	Life Fund BF	Gross Premium	Net Premium	Other (Fee) Income	Total Benefits	Claims	Surrenders	Bonuses Paid	Annuities Paid	Net Commissions	Expense of Management	Investment Income	Investment Expenses	Transfer To (From) P & L	Life Fund CF
INSURERS															
APA LIFE ASSURANCE COMPANY	407	294	294	-	-	-	-	-	-	-	-	-	-	-	701
BARCLAYS LIFE	-	-	-	-	-	-	-	-	-	-	-	-	-	-	-
BRITAM LIFE ASSURANCE	4,639,874	442,454	442,454	-	1,266,000	19,377	-	-	-	111,336	-	-	-	-	4,951,615
CANNON ASSURANCE COMPANY	-	-	-	-	-	-	-	-	-	-	-	-	-	-	-
CAPEX LIFE ASSURANCE COMPANY	-	-	-	-	-	-	-	-	-	-	-	-	-	-	-
CIC LIFE ASSURANCE COMPANY	-	-	-	-	-	-	-	-	-	-	-	-	-	-	-
CORPORATE INSURANCE COMPANY	-	-	-	-	-	-	-	-	-	-	-	-	-	-	-
FIRST ASSURANCE COMPANY	-	-	-	-	-	-	-	-	-	-	-	-	-	-	-
GA LIFE ASSURANCE COMPANY	-	-	-	-	-	-	-	-	-	-	-	-	-	-	-
GEMINIA INSURANCE COMPANY	-	-	-	-	-	-	-	-	-	-	-	-	-	-	-
ICEA LION LIFE ASSURANCE	405,064	36,384	36,384	-	39,009	7,319	31,689	-	-	-	-	154,180	-	4,928	551,692
JUBILEE INSURANCE COMPANY	-	-	-	-	-	-	-	-	-	-	-	-	-	-	-
KENINDIA ASSURANCE COMPANY	-	-	-	-	-	-	-	-	-	-	-	-	-	-	-
KENYA ORIENT LIFE ASSURANCE	-	-	-	-	-	-	-	-	-	-	-	-	-	-	-
LIBERTY LIFE ASSURANCE COMPANY	3,749,235	1,429,293	1,429,293	-	1,051,460	1,086,456	-	-	-	98,965	395,598	771,858	-	-	4,369,368
MADISON INSURANCE COMPANY	397,855	13,432	13,432	-	61,209	-	-	-	-	-	4,817	2,933	-	-	409,404
METROPOLITAN INSURANCE	415,210	-	-	(6,121)	27,445	27,445	-	-	-	-	54,372	23,083	-	-	350,355
OLD MUTUAL LIFE ASSURANCE	5,773,025	668,150	668,150	-	1,041,738	28,459	991,891	-	-	-	-	805,390	26,717	101,039	6,098,460
PIONEER ASSURANCE COMPANY	122,840	71,334	71,334	-	-	-	-	-	-	-	-	-	-	-	194,174
PRUDENTIAL LIFE ASSURANCE	-	-	-	-	-	-	-	-	-	-	-	-	-	-	-
SAHAM ASSURANCE	-	-	-	-	-	-	-	-	-	-	-	-	-	-	-
SANLAM LIFE ASSURANCE	7,796,539	693,120	693,120	-	1,742,370	1,588,153	-	-	-	41,587	238,906	993,391	-	-	7,614,404
TAKAFUL INSURANCE OF AFRICA	-	-	-	-	-	-	-	-	-	-	-	-	-	-	-
THE KENYAN ALLIANCE INSURANCE	-	-	-	-	-	-	-	-	-	-	-	-	-	-	-
THE MONARCH INSURANCE	-	-	-	-	-	-	-	-	-	-	-	-	-	-	-
UAP LIFE ASSURANCE COMPANY	828,893	49,824	49,824	-	92,314	52,855	39,459	-	-	-	-	189,263	-	-	975,667
TOTAL	24,128,942	3,404,285	3,404,285	6,121	5,321,545	2,810,064	1,063,039	-	-	251,888	693,693	2,940,098	26,717	105,967	25,515,840
REINSURERS															
CONTINENTAL REINSURANCE	-	-	-	-	-	-	-	-	-	-	-	-	-	-	-
EAST AFRICAN REINSURANCE	-	-	-	-	-	-	-	-	-	-	-	-	-	-	-
KENYA REINSURANCE CORPORATION	-	-	-	-	-	-	-	-	-	-	-	-	-	-	-
TOTAL	-	-	-	-	-	-	-	-	-	-	-	-	-	-	-

Amounts in Thousand Shillings

APPENDIX 10: SUMMARY OF PERMANENT HEALTH BUSINESS REVENUE ACCOUNTS FOR THE PERIOD ENDED 30.09.2017

Company	Life Fund BF	Gross Premium	Net Premium	Other (Fee) Income	Total Benefits	Claims	Surrenders	Bonuses Paid	Annuities Paid	Net Commissions	Expense of Management	Investment Income	Investment Expenses	Transfer To (From) P & L	Life Fund CF
INSURERS															
APA LIFE ASSURANCE COMPANY	-	-	-	-	-	-	-	-	-	-	-	-	-	-	-
BARCLAYS LIFE	-	-	-	-	-	-	-	-	-	-	-	-	-	-	-
BRITAM LIFE ASSURANCE	-	-	-	-	-	-	-	-	-	-	-	-	-	-	-
CANNON ASSURANCE COMPANY	-	-	-	-	-	-	-	-	-	-	-	-	-	-	-
CAPEX LIFE ASSURANCE COMPANY	-	-	-	-	-	-	-	-	-	-	-	-	-	-	-
CIC LIFE ASSURANCE COMPANY	-	-	-	-	-	-	-	-	-	-	-	-	-	-	-
CORPORATE INSURANCE COMPANY	-	-	-	-	-	-	-	-	-	-	-	-	-	-	-
FIRST ASSURANCE COMPANY	-	-	-	-	-	-	-	-	-	-	-	-	-	-	-
GA LIFE ASSURANCE COMPANY	-	-	-	-	-	-	-	-	-	-	-	-	-	-	-
GEMINIA INSURANCE COMPANY	-	-	-	-	-	-	-	-	-	-	-	-	-	-	-
ICEA LION LIFE ASSURANCE	17,141	-	-	-	-	-	-	-	-	-	-	1,378	-	157	18,362
JUBILEE INSURANCE COMPANY	-	-	-	-	-	-	-	-	-	-	-	-	-	-	-
KENINDIA ASSURANCE COMPANY	-	-	-	-	-	-	-	-	-	-	-	-	-	-	-
KENYA ORIENT LIFE ASSURANCE	-	-	-	-	-	-	-	-	-	-	-	-	-	-	-
LIBERTY LIFE ASSURANCE COMPANY	-	-	-	-	-	-	-	-	-	-	-	-	-	-	-
MADISON INSURANCE COMPANY	-	-	-	-	-	-	-	-	-	-	-	-	-	-	-
METROPOLITAN INSURANCE	-	-	-	-	-	-	-	-	-	-	-	-	-	-	-
OLD MUTUAL LIFE ASSURANCE	-	-	-	-	-	-	-	-	-	-	-	-	-	-	-
PIONEER ASSURANCE COMPANY	209,791	-	-	-	-	-	-	-	-	-	-	-	-	-	209,791
PRUDENTIAL LIFE ASSURANCE	-	-	-	-	-	-	-	-	-	-	-	-	-	-	-
SAHAM ASSURANCE	-	-	-	-	-	-	-	-	-	-	-	-	-	-	-
SANLAM LIFE ASSURANCE	-	-	-	-	-	-	-	-	-	-	-	-	-	-	-
TAKAFUL INSURANCE OF AFRICA	-	-	-	-	-	-	-	-	-	-	-	-	-	-	-
THE KENYAN ALLIANCE INSURANCE	-	-	-	-	-	-	-	-	-	-	-	-	-	-	-
THE MONARCH INSURANCE	-	-	-	-	-	-	-	-	-	-	-	-	-	-	-
UAP LIFE ASSURANCE COMPANY	-	-	-	-	-	-	-	-	-	-	-	-	-	-	-
TOTAL	226,932	-	-	-	-	-	-	-	-	-	-	1,378	-	157	228,153
REINSURERS															
CONTINENTAL REINSURANCE	-	-	-	-	-	-	-	-	-	-	-	-	-	-	-
EAST AFRICAN REINSURANCE	-	-	-	-	-	-	-	-	-	-	-	-	-	-	-
KENYA REINSURANCE CORPORATION	-	-	-	-	-	-	-	-	-	-	-	-	-	-	-
TOTAL	-	-	-	-	-	-	-	-	-	-	-	-	-	-	-

Amounts in Thousand Shillings

APPENDIX 11: SUMMARY OF PENSIONS BUSINESS REVENUE ACCOUNTS FOR THE PERIOD ENDED 30.09.2017															
Company	Life Fund BF	Gross Premium	Net Premium	Other (Fee) Income	Total Benefits	Claims	Surrenders	Bonuses Paid	Annuities Paid	Net Commissions	Expense of Management	Investment Income	Investment Expenses	Transfer To (From) P & L	Life Fund CF
INSURERS															
APA LIFE ASSURANCE COMPANY	2,602,355	455,418	455,418	-	255,157	255,157	-	-	-	8,987	15,729	266,620	5,935	10,000	3,028,585
BARCLAYS LIFE	-	-	-	-	-	-	-	-	-	-	-	-	-	-	-
BRITAM LIFE ASSURANCE	21,712,596	4,925,815	4,925,815	-	2,030,730	2,030,730	-	-	-	-	231,009	2,555,498	63,329	-	26,868,840
CANNON ASSURANCE COMPANY	3,281	-	-	-	885	885	-	-	-	-	-	-	-	-	2,396
CAPEX LIFE ASSURANCE COMPANY	-	-	-	-	-	-	-	-	-	-	-	-	-	-	-
CIC LIFE ASSURANCE COMPANY	(45,675)	589,274	589,274	-	-	-	-	-	-	(1,000)	13,740	-	-	-	530,859
CORPORATE INSURANCE COMPANY	-	-	-	-	-	-	-	-	-	-	-	-	-	-	-
FIRST ASSURANCE COMPANY	-	-	-	-	-	-	-	-	-	-	-	-	-	-	-
GA LIFE ASSURANCE COMPANY	3,878,823	1,243,940	1,243,940	-	244,345	244,345	-	-	-	6,738	17,391	461,854	-	-	5,316,143
GEMINIA INSURANCE COMPANY	-	-	-	-	-	-	-	-	-	-	-	-	-	-	-
ICEA LION LIFE ASSURANCE	35,031,026	4,919,879	4,919,879	-	3,126,351	-	3,126,351	-	-	56,095	226,720	3,990,255	-	127,776	40,404,217
JUBILEE INSURANCE COMPANY	35,101,531	4,764,681	4,764,681	-	3,346,379	-	3,346,379	-	-	40,826	211,869	4,856,234	21,865	276,870	40,824,636
KENINDIA ASSURANCE COMPANY	19,152,949	2,259,759	2,259,759	-	1,824,509	1,976,287	-	-	-	27,483	82,325	1,724,740	-	-	21,051,383
KENYA ORIENT LIFE ASSURANCE	2,964	49,699	49,699	-	3,479	3,479	-	-	-	-	28	2,225	-	-	51,382
LIBERTY LIFE ASSURANCE COMPANY	10,436,196	1,202,941	1,202,941	-	2,203,608	2,203,608	-	-	-	7,660	254,184	943,252	-	-	10,116,936
MADISON INSURANCE COMPANY	3,492,427	206,750	206,750	-	436,685	-	-	-	-	661	16,209	9,870	-	-	3,692,179
METROPOLITAN INSURANCE	-	-	-	-	-	-	-	-	-	-	-	-	-	-	-
OLD MUTUAL LIFE ASSURANCE	-	-	-	-	-	-	-	-	-	-	-	-	-	-	-
PIONEER ASSURANCE COMPANY	214,463	201,204	201,204	-	-	-	-	-	-	-	-	-	-	-	415,668
PRUDENTIAL LIFE ASSURANCE	-	-	-	-	-	-	-	-	-	-	-	-	-	-	-
SAHAM ASSURANCE	849,874	120,528	120,528	-	151,985	151,985	-	-	-	-	38,258	62,944	-	-	843,102
SANLAM LIFE ASSURANCE	1,434,575	233,687	233,687	-	456,955	456,955	-	-	-	3,345	15,526	285,171	-	-	1,477,607
TAKAFUL INSURANCE OF AFRICA	-	-	-	-	-	-	-	-	-	-	-	-	-	-	-
THE KENYAN ALLIANCE INSURANCE	-	-	-	-	-	-	-	-	-	-	-	-	-	-	-
THE MONARCH INSURANCE	11,810	-	-	-	-	-	-	-	-	-	8,286	6,324	4,401	-	5,447
UAP LIFE ASSURANCE COMPANY	4,970,986	660,301	660,301	-	1,751,078	1,749,288	-	-	-	3,444	-	473,119	-	-	4,351,674
TOTAL	138,850,181	21,833,876	21,833,876	-	15,545,449	9,072,719	6,472,730	-	-	154,239	1,131,274	15,638,106	95,530	414,646	158,981,024
REINSURERS															
CONTINENTAL REINSURANCE	-	-	-	-	-	-	-	-	-	-	-	-	-	-	-
EAST AFRICAN REINSURANCE	-	-	-	-	-	-	-	-	-	-	-	-	-	-	-
KENYA REINSURANCE CORPORATION	-	-	-	-	-	-	-	-	-	-	-	-	-	-	-
TOTAL	-	-	-	-	-	-	-	-	-	-	-	-	-	-	-

Amounts in Thousand Shillings

APPENDIX 12: SUMMARY OF COMBINED LONG TERM BUSINESS REVENUE ACCOUNTS FOR THE PERIOD ENDED 30.09.2017															
Company	Life Fund BF	Gross Premium	Net Premium	Other (Fee) Income	Total Benefits	Claims	Surrenders	Bonuses Paid	Annuities Paid	Net Commissions	Expense of Management	Investment Income	Investment Expenses	Transfer To (From) P & L	Life Fund CF
INSURERS															
APA LIFE ASSURANCE COMPANY	3,324,588	1,207,690	747,576	-	431,281	386,098	-	-	45,597	29,627	150,986	347,693	11,130	10,000	3,786,420
BARCLAYS LIFE	(476,998)	1,059,609	651,904	-	137,614	344,402	2,514	-	-	126,628	247,757	56,423	-	-	(489,973)
BRITAM LIFE ASSURANCE	48,014,484	13,405,552	13,075,095	-	6,031,397	3,188,561	500,180	883,316	198,449	1,330,090	1,869,735	4,330,046	100,331	-	57,348,962
CANNON ASSURANCE COMPANY	834,827	64,791	64,232	-	124,137	124,137	-	-	-	2,063	74,472	53,991	-	-	752,380
CAPEX LIFE ASSURANCE COMPANY	119,406	235,618	219,096	-	37,882	36,058	-	-	-	22,495	61,484	55,433	-	-	273,898
CIC LIFE ASSURANCE COMPANY	1,034,837	3,867,424	3,178,941	-	1,063,651	1,786,016	-	-	-	244,172	891,481	479,213	-	115,000	1,656,322
CORPORATE INSURANCE COMPANY	638,316	211,746	210,481	-	145,266	145,266	-	-	-	55,526	32,688	45,750	-	-	661,067
FIRST ASSURANCE COMPANY	350,958	164,316	21,596	-	10,396	8,796	-	-	-	(16,058)	14,890	26,372	-	-	391,296
GA LIFE ASSURANCE COMPANY	3,886,804	1,276,520	1,248,358	-	244,583	244,583	-	-	-	93	27,648	463,981	-	-	5,326,816
GEMINIA INSURANCE COMPANY	424,637	81,621	67,130	-	29,311	29,521	1,391	-	-	6,425	13,571	36,882	-	-	477,741
ICEA LION LIFE ASSURANCE	45,168,675	10,447,623	10,234,893	-	3,873,398	647,401	3,242,689	-	678,796	383,861	785,189	5,882,674	-	319,440	55,228,867
JUBILEE INSURANCE COMPANY	46,409,908	9,536,483	9,221,458	-	5,244,388	1,204,478	4,117,948	-	-	603,112	740,405	6,261,461	30,385	404,180	54,792,319
KENINDIA ASSURANCE COMPANY	25,356,274	3,536,952	3,504,600	-	2,301,914	2,480,976	-	-	-	94,121	236,623	2,341,874	-	45,000	28,346,027
KENYA ORIENT LIFE ASSURANCE	372,666	266,783	239,389	-	10,967	15,709	-	-	2,853	11,809	104,394	21,043	-	-	498,333
LIBERTY LIFE ASSURANCE COMPANY	21,360,453	3,620,634	3,412,517	-	3,741,535	3,790,016	-	-	-	173,557	906,820	2,032,886	-	-	21,935,466
MADISON INSURANCE COMPANY	10,049,697	1,912,825	1,878,999	-	1,043,036	-	-	-	-	137,259	455,161	277,176	-	-	11,613,457
METROPOLITAN INSURANCE	679,059	179,831	121,383	(6,121)	248,756	260,658	(29,634)	-	-	17,423	143,085	60,745	-	(136,944)	600,480
OLD MUTUAL LIFE ASSURANCE	10,554,248	1,476,561	1,307,474	344,017	1,480,496	475,767	1,027,820	-	715	154,355	647,018	1,564,374	47,951	91,621	11,324,869
PIONEER ASSURANCE COMPANY	2,109,509	1,965,416	1,480,768	-	1,955,005	1,955,180	-	-	-	(131,211)	309,040	73,348	-	-	1,530,617
PRUDENTIAL LIFE ASSURANCE	(672,642)	222,941	191,723	11,999	113,664	75,273	360	1,041	-	87,911	214,263	57,484	2,615	-	(792,900)
SAHAM ASSURANCE	1,066,476	171,554	159,285	-	174,143	183,087	901	-	102	3,977	54,455	89,592	-	-	1,072,829
SANLAM LIFE ASSURANCE	20,243,312	3,632,929	3,282,937	124,433	3,249,554	3,184,743	-	-	-	348,568	637,284	2,314,799	-	-	21,794,885
TAKAFUL INSURANCE OF AFRICA	67,484	55,042	43,086	-	-	-	-	-	-	-	8,785	11,378	-	-	113,165
THE KENYAN ALLIANCE INSURANCE	-	-	-	-	-	-	-	-	-	-	-	-	-	-	-
THE MONARCH INSURANCE	22,596	28,971	20,751	-	30,595	7,395	-	-	-	937	32,567	37,202	17,297	-	22,352
UAP LIFE ASSURANCE COMPANY	9,440,315	1,817,607	1,553,207	-	2,298,500	2,078,682	57,661	377	110,952	66,622	326,958	1,025,294	-	-	9,254,534
TOTAL	250,379,889	60,447,039	56,136,879	474,328	34,021,469	22,652,803	8,921,830	884,734	1,037,464	3,753,362	8,986,759	27,947,114	209,709	848,297	287,520,229
REINSURERS															
CONTINENTAL REINSURANCE	101,899	170,755	145,141	-	42,861	43,950	-	-	-	43,522	22,613	43,326	4,491	-	175,790
EAST AFRICAN REINSURANCE	-	795,302	698,460	(136,573)	379,667	267,889	-	-	-	173,230	71,719	-	-	-	49,051
KENYA REINSURANCE CORPORATION	6,450,091	1,052,126	1,022,016	-	418,557	418,557	-	-	-	353,181	129,466	174,618	-	-	6,745,522
TOTAL	6,551,990	2,018,183	1,865,617	(136,573)	841,085	730,396	-	-	-	569,933	223,798	217,944	4,491	-	6,970,363

Amounts in Thousand Shillings

APPENDIX 13: SUMMARY OF GROSS PREMIUM INCOME UNDER GENERAL INSURANCE BUSINESS FOR THE PERIOD ENDED 30.09.2017																
Company	Aviation	Engineering	Fire Domestic	Fire Industrial	Liability	Marine	Motor Private	Motor Commercial	Motor Commercial PSV	Personal Accident	Theft	Workmens' Compensation	Medical	Miscellaneous	Total	Market Share (%)
INSURERS																
AAR INSURANCE KENYA	-	-	1,820	-	864	2,333	-	-	-	36,228	924	39,873	4,559,409	46,385	4,687,835	4.70
AFRICAN MERCHANT ASSURANCE	-	212,509	3,031	360,383	13,255	8,471	656,447	547,824	-	44,199	32,476	75,818	-	69,554	2,023,967	2.03
AIG INSURANCE COMPANY	(254)	34,106	100,742	629,732	640,372	61,454	736,315	187,854	-	129,670	310,557	153,608	-	-	2,984,156	2.99
ALLIANZ INSURANCE COMPANY	20,023	2,442	13,872	62,660	17,658	33,319	44,002	35,027	-	1,578	6,170	31,716	-	8,083	276,580	0.28
APA INSURANCE COMPANY	28,903	143,727	57,383	614,662	127,332	170,019	858,512	943,996	-	155,216	127,450	535,073	2,714,166	223,760	6,700,199	6.72
BRITAM GENERAL INSURANCE	-	225,416	94,059	343,948	87,072	317,098	1,027,984	1,018,659	-	489,295	160,001	189,221	1,916,473	492,796	6,362,023	6.38
CANNON ASSURANCE COMPANY	-	166,112	12,590	52,646	9,284	34,136	267,875	290,841	-	59,152	41,187	72,143	-	69,827	1,075,794	1.08
CIC GENERAL INSURANCE COMPANY	-	304,837	76,707	615,200	198,603	104,303	1,738,177	1,987,878	-	306,779	389,043	302,944	1,863,589	226,128	8,114,187	8.13
CORPORATE INSURANCE COMPANY	-	13,779	3,648	30,815	6,998	48,750	63,697	33,356	-	2,109	6,271	4,339	-	26,528	240,290	0.24
DIRECTLINE ASSURANCE COMPANY	-	-	-	-	-	-	103,439	29,161	2,163,488	-	-	-	-	-	2,296,088	2.30
FIDELITY SHIELD INSURANCE	139,501	65,990	25,160	190,802	13,620	83,636	390,572	690,104	39,627	15,491	108,293	169,690	-	34,824	1,967,309	1.97
FIRST ASSURANCE COMPANY	-	187,699	25,095	311,945	63,585	81,858	396,883	319,856	-	85,710	65,102	95,608	738,687	117,048	2,489,077	2.50
GA INSURANCE COMPANY	47,739	267,669	74,315	1,028,237	72,296	222,840	435,252	453,038	75,191	69,593	303,535	436,289	1,074,055	102,576	4,662,625	4.67
GEMINIA INSURANCE COMPANY	-	173,042	47,795	287,960	32,215	180,650	655,873	689,356	-	34,929	154,084	300,762	-	63,787	2,620,482	2.63
HERITAGE INSURANCE COMPANY	58,881	362,157	132,545	438,627	163,408	86,334	643,212	473,112	5,302	181,947	114,890	297,157	1,823,496	218,957	5,000,026	5.01
ICEA LION GENERAL INSURANCE	724,811	132,652	94,500	767,337	128,933	208,559	979,335	495,989	-	200,986	205,385	389,253	459,248	65,611	4,852,598	4.86
INTRA-AFRICA ASSURANCE	-	40,006	20,921	71,782	6,621	69,428	219,311	167,398	-	18,546	46,447	116,193	-	47,551	824,205	0.83
INVESCO ASSURANCE COMPANY	-	(103)	(752)	103	21	426	139,659	62,497	1,401,055	40	1,247	50	-	600	1,604,843	1.61
JUBILEE INSURANCE COMPANY	62,674	145,126	52,317	724,853	255,621	195,032	973,306	593,128	-	546,157	129,755	107,304	5,451,998	55,739	9,293,011	9.32
KENINDIA ASSURANCE COMPANY	32	146,318	46,728	692,827	40,149	231,687	269,151	475,006	-	40,278	221,721	359,790	113,306	16,197	2,653,191	2.66
KENYA ORIENT INSURANCE	-	69,138	20,737	69,837	29,323	13,934	538,490	606,632	16,197	7,626	36,370	75,494	-	63,686	1,847,463	1.85
MADISON INSURANCE COMPANY	-	21,100	38,125	43,430	113,256	4,702	513,175	823,921	-	25,642	24,603	32,992	1,676,571	48,219	3,365,734	3.37
MAYFAIR INSURANCE COMPANY	10,674	180,794	49,733	474,577	33,332	117,147	247,181	223,167	-	34,615	107,269	285,307	-	72,684	1,836,480	1.84
OCCIDENTAL INSURANCE COMPANY	-	85,553	49,518	299,197	9,598	137,180	462,692	454,971	-	39,725	115,396	262,903	-	25,379	1,942,112	1.95
PACIS INSURANCE COMPANY	-	7,777	9,797	88,774	15,510	1,401	225,902	224,340	-	104,153	30,635	66,084	223,863	1,364	999,601	1.00
PHOENIX OF EAST AFRICA	108,378	84,109	5,645	125,424	36,785	6,088	108,579	52,906	-	8,277	14,473	11,633	-	15,923	578,220	0.58
PIONEER INSURANCE COMPANY	-	13,158	1,352	30,172	5,395	46,950	30,704	23,463	-	13,312	2,541	14,946	-	49,550	231,543	0.23
RESOLUTION INSURANCE COMPANY	-	10,868	3,205	15,500	34,628	10,346	189,681	137,003	-	57,989	10,662	38,553	2,776,710	13,866	3,299,011	3.31
SAHAM INSURANCE COMPANY	-	134,461	15,104	170,867	28,074	21,690	274,115	140,971	-	11,356	34,627	80,151	359,235	268,832	1,539,482	1.54
SANLAM INSURANCE COMPANY	-	7,153	12,123	76,059	53,091	28,412	346,079	252,268	112,398	12,145	60,274	57,770	772,238	21,421	1,811,431	1.82
TAKAFUL INSURANCE OF AFRICA	-	12,895	21,762	5,444	11,564	10,945	134,484	162,178	-	15,064	34,024	30,231	22,394	6,618	467,602	0.47
TAUSI ASSURANCE COMPANY	-	39,552	36,792	243,405	12,903	99,668	130,919	80,803	-	10,803	94,085	149,241	-	22,810	920,979	0.92
THE KENYAN ALLIANCE INSURANCE	-	-	-	-	-	-	-	-	-	-	-	-	-	-	-	0.00
THE MONARCH INSURANCE	-	11,303	5,318	47,381	2,754	2,085	442,605	295,367	-	52,838	4,212	17,068	-	43,552	924,483	0.93
TRIDENT INSURANCE COMPANY	16,535	60,884	4,770	111,450	5,820	17,338	184,158	155,307	1,011	11,988	27,566	44,332	510,730	23,268	1,175,189	1.18
UAP INSURANCE COMPANY	-	240,769	99,315	570,163	100,123	127,901	1,310,485	897,055	-	84,472	229,497	216,862	3,779,977	198,221	7,854,843	7.87
XPLICO INSURANCE COMPANY	-	5,741	11	69	250	1,225	237,712	77,917	200,640	56	36	323	-	6,539	530,518	0.53
TOTAL	1,217,897	3,608,739	1,255,783	9,896,268	2,370,313	2,787,345	15,975,963	14,102,349	4,014,909	2,907,964	3,250,808	5,060,721	30,836,145	2,767,883	99,753,087	100
REINSURERS																
CONTINENTAL REINSURANCE	7,447	124,185	-	338,508	18,440	39,350	76	71,537	-	20,155	1,751	128	415,305	141,674	1,178,558	9.60
EAST AFRICAN REINSURANCE	(1,307)	199,838	-	1,117,512	6,875	158,235	-	270,079	-	12,520	-	-	319,009	341,536	2,424,296	19.74
KENYA REINSURANCE CORPORATION	18,468	598,473	10,265	2,877,986	177,211	455,593	28,816	545,019	-	483,415	372,368	9,795	1,967,719	1,132,272	8,677,400	70.66
TOTAL	24,608	922,496	10,265	4,334,006	202,526	653,178	28,892	886,635	-	516,090	374,119	9,923	2,702,033	1,615,482	12,280,254	100.00

Amounts in Thousand Shillings

APPENDIX 14: SUMMARY OF GENERAL INSURANCE BUSINESS MARKET SHARE (GROSS PREMIUM INCOME) PER CLASS FOR THE PERIOD ENDED 30.09.2017															
Company	Aviation	Engineering	Fire Domestic	Fire Industrial	Liability	Marine	Motor Private	Motor Commercial	Motor Commercial PSV	Personal Accident	Theft	Workmens' Compensation	Medical	Miscellaneous	Total
INSURERS															
JUBILEE INSURANCE COMPANY	5.15	4.02	4.17	7.55	10.78	7.00	6.09	4.21	-	18.78	3.99	2.12	17.68	2.01	9.32
CIC GENERAL INSURANCE COMPANY	-	8.45	6.11	6.41	8.38	3.74	10.88	14.10	-	10.55	11.97	5.99	6.04	8.17	8.13
UAP INSURANCE COMPANY	-	6.67	7.91	5.94	4.22	4.59	8.20	6.36	-	2.90	7.06	4.29	12.26	7.16	7.87
APA INSURANCE COMPANY	2.37	3.98	4.57	6.41	5.37	6.10	5.37	6.69	-	5.34	3.92	10.57	8.80	8.08	6.72
BRITAM GENERAL INSURANCE	-	6.25	7.49	3.58	3.67	11.38	6.43	7.22	-	16.83	4.92	3.74	6.22	17.80	6.38
HERITAGE INSURANCE COMPANY	4.83	10.04	10.55	4.57	6.89	3.10	4.03	3.35	0.13	6.26	3.53	5.87	5.91	7.91	5.01
ICEA LION GENERAL INSURANCE	59.51	3.68	7.53	8.00	5.44	7.48	6.13	3.52	-	6.91	6.32	7.69	1.49	2.37	4.86
AAR INSURANCE KENYA	-	-	0.14	-	0.04	0.08	-	-	-	1.25	0.03	0.79	14.79	1.68	4.70
GA INSURANCE COMPANY	3.92	7.42	5.92	10.71	3.05	7.99	2.72	3.21	1.87	2.39	9.34	8.62	3.48	3.71	4.67
MADISON INSURANCE COMPANY	-	0.58	3.04	0.45	4.78	0.17	3.21	5.84	-	0.88	0.76	0.65	5.44	1.74	3.37
RESOLUTION INSURANCE COMPANY	-	0.30	0.26	0.16	1.46	0.37	1.19	0.97	-	1.99	0.33	0.76	9.00	0.50	3.31
AIG INSURANCE COMPANY	(0.02)	0.95	8.02	6.56	27.02	2.20	4.61	1.33	-	4.46	9.55	3.04	-	-	2.99
KENINDIA ASSURANCE COMPANY	0.00	4.05	3.72	7.22	1.69	8.31	1.68	3.37	-	1.39	6.82	7.11	0.37	0.59	2.66
GEMINIA INSURANCE COMPANY	-	4.80	3.81	3.00	1.36	6.48	4.11	4.89	-	1.20	4.74	5.94	-	2.30	2.63
FIRST ASSURANCE COMPANY	-	5.20	2.00	3.25	2.68	2.94	2.48	2.27	-	2.95	2.00	1.89	2.40	4.23	2.50
DIRECT LINE ASSURANCE COMPANY	-	-	-	-	-	-	0.65	0.21	53.89	-	-	-	-	-	2.30
AFRICAN MERCHANT ASSURANCE	-	5.89	0.24	3.76	0.56	0.30	4.11	3.88	-	1.52	1.00	1.50	-	2.51	2.03
FIDELITY SHIELD INSURANCE	11.45	1.83	2.00	1.99	0.57	3.00	2.44	4.89	0.99	0.53	3.33	3.35	-	1.26	1.97
OCCIDENTAL INSURANCE COMPANY	-	2.37	3.94	3.12	0.40	4.92	2.90	3.23	-	1.37	3.55	5.19	-	0.92	1.95
MAYFAIR INSURANCE COMPANY	0.88	5.01	3.96	4.95	1.41	4.20	1.55	1.58	-	1.19	3.30	5.64	-	2.63	1.84
SANLAM INSURANCE COMPANY	-	0.20	0.97	0.79	2.24	1.02	2.17	1.79	2.80	0.42	1.85	1.14	2.50	0.77	1.82
INVESCO ASSURANCE COMPANY	-	(0.00)	(0.06)	0.00	0.00	0.02	0.87	0.44	34.90	0.00	0.04	0.00	-	0.02	1.61
KENYA ORIENT INSURANCE	-	1.92	1.65	0.73	1.24	0.50	3.37	4.30	0.40	0.26	1.12	1.49	-	2.30	1.55
SAHAM INSURANCE COMPANY	-	3.73	1.20	1.78	1.18	0.78	1.72	1.00	-	0.39	1.07	1.58	1.16	9.71	1.54
TRIDENT INSURANCE COMPANY	1.36	1.69	0.38	1.16	0.25	0.62	1.15	1.10	0.03	0.41	0.85	0.88	1.66	0.84	1.18
CANNON ASSURANCE COMPANY	-	4.60	1.00	0.55	0.39	1.22	1.68	2.06	-	2.03	1.27	1.43	-	2.52	1.08
PACIS INSURANCE COMPANY	-	0.22	0.78	0.93	0.65	0.05	1.41	1.59	-	3.58	0.94	1.31	0.73	0.05	1.00
THE MONARCH INSURANCE	-	0.31	0.42	0.49	0.12	0.07	2.77	2.09	-	1.82	0.13	0.34	-	1.57	0.93
TAUSI ASSURANCE COMPANY	-	1.10	2.93	2.54	0.54	3.58	0.82	0.57	-	0.37	2.89	2.95	-	0.82	0.92
INTRA-AFRICA ASSURANCE	-	1.11	1.67	0.75	0.28	2.49	1.37	1.19	-	0.64	1.43	2.30	-	1.72	0.83
PHOENIX OF EAST AFRICA	8.90	2.33	0.45	1.31	1.55	0.22	0.68	0.38	-	0.28	0.45	0.23	-	0.58	0.88
XPLICO INSURANCE COMPANY	-	0.16	0.00	0.00	0.01	0.04	1.49	0.55	5.00	0.00	0.00	0.01	-	0.24	0.53
TAKAFUL INSURANCE OF AFRICA	-	0.36	1.73	0.06	0.49	0.39	0.84	1.15	-	0.52	1.05	0.60	0.07	0.24	0.47
ALLIANZ INSURANCE COMPANY	1.64	0.07	1.10	0.65	0.74	1.20	0.28	0.25	-	0.05	0.19	0.63	-	0.29	0.28
CORPORATE INSURANCE COMPANY	-	0.38	0.29	0.32	0.30	1.75	0.40	0.24	-	0.07	0.19	0.09	-	0.96	0.24
PIONEER INSURANCE COMPANY	-	0.36	0.11	0.31	0.23	1.68	0.19	0.17	-	0.46	0.08	0.30	-	1.79	0.23
THE KENYAN ALLIANCE INSURANCE	-	-	-	-	-	-	-	-	-	-	-	-	-	-	-
TOTAL	100.00	100.00	100.00	100.00	100.00	100.00	100.00	100.00	100.00	100.00	100.00	100.00	100.00	100.00	100.00
REINSURERS															
KENYA REINSURANCE CORPORATION	75.05	64.88	100.00	66.40	87.50	69.75	99.74	61.47	-	93.67	99.53	98.71	72.82	70.09	70.66
EAST AFRICAN REINSURANCE	-5.31	21.66	0.00	25.78	3.39	24.23	0.00	30.46	-	2.43	0.00	0.00	11.81	21.14	19.74
CONTINENTAL REINSURANCE	30.26	13.46	0.00	7.81	9.11	6.02	0.26	8.07	-	3.91	0.47	1.29	15.37	8.77	9.60
TOTAL	100.00	100.00	100.00	100.00	100.00	100.00	100.00	100.00	100.00	100.00	100.00	100.00	100.00	100.00	100.00

APPENDIX 15: SUMMARY OF CLAIMS PAID UNDER GENERAL INSURANCE BUSINESS FOR THE PERIOD ENDED 30.09.2017															
Company	Aviation	Engineering	Fire Domestic	Fire Industrial	Liability	Marine	Motor Private	Motor Commercial	Motor Commercial PSV	Personal Accident	Theft	Workmen's Compensation	Medical	Miscellaneous	Total
INSURERS															
AAR INSURANCE KENYA	-	-	208	-	-	-	-	-	-	8,840	21	14,056	2,443,262	474	2,466,861
AFRICAN MERCHANT ASSURANCE	-	885	28	19,798	2,443	214	408,338	180,304	229,165	31,345	13,734	25,838	-	948	913,039
AIG INSURANCE COMPANY	2,491	554	23,512	26,245	68,687	1,988	397,701	119,747	-	73,066	6,558	14,080	-	-	734,628
ALLIANZ INSURANCE COMPANY	-	-	8,402	649	140	-	4,677	603	-	(172)	252	140	-	-	14,692
APA INSURANCE COMPANY	-	16,375	7,070	16,545	38,727	38,376	832,575	739,893	-	42,208	49,593	181,339	1,161,795	29,712	3,154,208
BRITAM GENERAL INSURANCE	-	5,054	8,863	41,104	1,469	10,620	640,336	485,308	-	38,706	35,814	41,841	1,345,121	239,850	2,894,084
CANNON ASSURANCE COMPANY	-	31,576	18,655	(3,634)	2,065	25,296	338,111	281,128	-	10,029	7,205	47,871	-	(4,465)	753,838
CIC GENERAL INSURANCE COMPANY	-	(5,918)	12,485	63,300	43,345	45,034	1,273,616	905,496	-	27,176	103,106	(16,520)	867,897	(198,493)	3,120,524
CORPORATE INSURANCE COMPANY	20	4,852	-	3,877	1,177	5,601	36,077	21,862	-	-	85	-	-	5,973	79,524
DIRECTLINE ASSURANCE COMPANY	-	-	-	-	-	-	7,714	3,579	1,072,636	-	-	-	-	-	1,083,930
FIDELITY SHIELD INSURANCE	-	2,903	6,983	24,551	7,924	13,360	173,992	247,609	26,213	2,982	23,218	63,674	-	514	593,922
FIRST ASSURANCE COMPANY	-	17,425	12,640	34,818	34,523	33,933	280,088	226,386	-	11,399	28,600	60,274	239,476	1,076	980,638
GA INSURANCE COMPANY	37	19,174	19,686	47,738	7,579	39,646	219,709	196,158	(24,119)	15,427	113,795	264,399	159,414	(124)	1,078,520
GEMINIA INSURANCE COMPANY	-	5,533	13,702	50,047	4,800	41,582	330,301	228,655	-	6,515	48,262	97,986	-	5	827,388
HERITAGE INSURANCE COMPANY	-	29,743	35,606	8,019	1,210	6,826	345,272	199,622	-	51,138	32,550	58,641	220,586	24,879	1,014,092
ICEA LION GENERAL INSURANCE	5,430	6,308	17,590	37,422	5,653	66,686	689,151	294,739	-	59,415	72,948	136,319	169,424	770	1,561,855
INTRA-AFRICA ASSURANCE	-	1,987	12,753	16,518	708	24,161	124,313	81,938	-	3,513	12,686	34,931	-	3,958	317,466
INVESCO ASSURANCE COMPANY	-	-	130	470	-	-	60,254	35,707	764,267	1,437	1,167	67	-	-	863,498
JUBILEE INSURANCE COMPANY	-	27,241	17,293	72,474	54,313	20,321	673,370	264,945	-	230,820	43,689	15,103	3,479,013	13,486	4,912,068
KENINDIA ASSURANCE COMPANY	-	34,165	26,982	43,502	4,613	71,152	133,518	231,335	-	4,747	40,062	226,524	81,534	61	898,194
KENYA ORIENT INSURANCE	-	895	2,113	3,110	11,541	1,961	440,125	341,227	-	606	4,268	7,354	-	13,989	827,189
MADISON INSURANCE COMPANY	-	7,729	788	6,507	9,231	-	366,202	369,586	-	11,350	3,294	14,228	772,451	15,765	1,577,130
MAYFAIR INSURANCE COMPANY	-	33,348	9,700	19,238	950	20,177	95,671	71,912	-	2,321	12,209	63,136	-	222	328,883
OCCIDENTAL INSURANCE COMPANY	-	20,134	15,141	27,543	1,104	36,808	172,702	262,569	-	5,262	17,713	154,998	-	8,254	722,228
PACIS INSURANCE COMPANY	-	596	1,836	10,969	10,758	-	162,944	91,184	-	1,701	15,859	15,443	27,905	48	339,243
PHOENIX OF EAST AFRICA	805	3,309	575	3,638	11,535	1,784	72,616	41,264	-	2,014	5,229	2,797	-	184	145,751
PIONEER INSURANCE COMPANY	-	479	165	52	2,410	(646)	7,892	5,619	-	710	2,102	771	-	4,865	24,421
RESOLUTION INSURANCE COMPANY	-	-	692	3,395	-	287	43,239	13,131	-	1,144	-	1,570	636,802	-	700,260
SAHAM INSURANCE COMPANY	-	14,144	1,935	4,961	995	1,942	93,993	22,958	-	2,630	2,222	7,190	60,312	(1,571)	211,710
SANLAM INSURANCE COMPANY	-	7,764	1,509	4,313	17	6,602	185,239	65,719	63,506	50	1,553	465	291,910	898	629,547
TAKAFUL INSURANCE OF AFRICA	-	3	461	2,046	963	297	33,293	69,506	-	(219)	4,989	10,646	27,298	17,819	167,103
TAUSI ASSURANCE COMPANY	-	3,197	6,056	4,737	1,389	24,794	47,772	25,460	-	614	22,378	46,848	-	998	184,243
THE KENYAN ALLIANCE INSURANCE	-	-	-	-	-	-	-	-	-	-	-	-	-	-	-
THE MONARCH INSURANCE	-	271	395	3,338	34	41	153,383	75,057	-	769	184	2,889	-	6,057	242,418
TRIDENT INSURANCE COMPANY	-	11,089	2,023	1,105	2,513	1,270	70,279	62,370	-	18	3,473	27,292	192,556	-	373,990
UAP INSURANCE COMPANY	-	11,308	8,082	44,632	6,311	20,650	761,253	511,347	-	13,543	37,487	57,155	2,108,182	17,530	3,597,480
XPLICO INSURANCE COMPANY	-	268	183	-	-	1,763	89,137	68,686	57,785	12	632	1,618	111,098	-	331,181
TOTAL	8,783	312,391	294,242	643,027	339,127	562,526	9,764,853	6,842,609	2,189,453	661,116	766,937	1,680,963	14,396,036	203,682	38,665,746
REINSURERS															
CONTINENTAL REINSURANCE	6,281	5,621	-	70,020	8,103	11,419	-	44,738	-	(1,350)	(7,294)	-	260,758	15,691	413,986
EAST AFRICA REINSURANCE	(138)	76,335	-	455,102	166	69,907	-	113,508	-	7,353	-	-	163,813	97,576	983,621
KENYA REINSURANCE CORPORATION	3,860	210,101	488	1,426,752	25,532	251,948	1,084	238,549	-	361,860	124,117	477	1,558,169	330,455	4,533,391
TOTAL	10,003	292,057	488	1,951,874	33,801	333,274	1,084	396,795	-	367,863	116,823	477	1,982,740	443,722	5,930,998

Amounts in Thousand Shillings

APPENDIX 16: SUMMARY OF CLAIMS INCURRED UNDER GENERAL INSURANCE BUSINESS FOR THE PERIOD ENDED 30.09.2017															
Company	Aviation	Engineering	Fire Domestic	Fire Industrial	Liability	Marine	Motor Private	Motor Commercial	Motor Commercial PSV	Personal Accident	Theft	Workmens' Compensation	Medical	Miscellaneous	Total
INSURERS															
AAR INSURANCE KENYA	-	-	149	-	-	-	-	-	-	7,837	21	13,938	2,715,917	1,536	2,739,399
AFRICAN MERCHANT ASSURANCE	-	(17,200)	556	421	3,585	1,163	630,875	258,556	172,387	120,600	8,374	46,562	-	9,097	1,234,976
AIG INSURANCE COMPANY	2,519	42	19,018	11,685	56,590	185	357,603	103,380	-	44,523	8,425	15,778	-	-	619,749
ALLIANZ INSURANCE COMPANY	(2)	601	35,235	1,603	(1,774)	555	11,973	5,391	-	(105)	1,503	3,600	-	24	58,605
APA INSURANCE COMPANY	(245)	16,827	12,766	62,551	26,085	39,099	816,125	460,279	-	54,325	43,827	332,746	1,168,403	62,314	3,095,101
BRITAM GENERAL INSURANCE	-	8,491	6,221	91,681	(6,469)	23,551	639,838	448,628	-	39,361	13,143	53,563	1,532,895	274,117	3,125,020
CANNON ASSURANCE COMPANY	-	6,702	4,629	2,740	(8,243)	16,800	299,119	236,446	-	2,337	374	93,563	-	4,031	658,498
CIC GENERAL INSURANCE COMPANY	-	20,720	2,019	78,770	86,447	33,975	1,484,683	1,143,514	-	94,657	95,635	146,034	957,689	27,564	4,171,706
CORPORATE INSURANCE COMPANY	20	5,893	(34)	4,458	1,214	1,808	29,743	24,893	-	(161)	221	(4,085)	-	6,084	70,054
DIRECTLINE ASSURANCE COMPANY	-	-	-	-	-	-	51,389	18,519	1,322,833	-	-	-	-	-	1,392,741
FIDELITY SHIELD INSURANCE	264	7,027	7,205	33,965	4,997	37,202	190,524	424,591	38,544	3,677	26,381	80,503	-	2,312	857,193
FIRST ASSURANCE COMPANY	(345)	392	16,398	41,197	38,153	26,053	276,585	206,058	-	15,083	39,241	71,121	193,238	4,016	927,190
GA INSURANCE COMPANY	496	17,939	2,041	13,628	10,029	45,197	251,498	298,818	(24,287)	13,365	77,847	400,457	160,248	(3,286)	1,263,990
GEMINIA INSURANCE COMPANY	-	12,526	11,128	82,209	7,332	96,884	409,939	387,576	-	8,432	52,322	167,164	-	97	1,235,610
HERITAGE INSURANCE COMPANY	(1,546)	37,902	19,722	15,814	15,607	11,804	438,151	221,348	(2,434)	35,376	38,129	55,541	222,791	30,677	1,138,882
ICEA LION GENERAL INSURANCE	10,904	13,935	15,782	92,343	28,561	46,590	801,560	342,879	-	38,427	106,884	186,554	167,077	2,387	1,853,882
INTRA-AFRICA ASSURANCE	-	35,829	8,330	9,547	37,727	86,335	93,029	(7,027)	-	2,115	15,975	29,267	-	22,273	333,400
INVESCO ASSURANCE COMPANY	-	(5)	5	(2,030)	2	10	100,101	63,574	937,705	750	2,453	339	-	-	1,102,905
JUBILEE INSURANCE COMPANY	(439)	26,295	15,217	75,855	105,671	14,390	660,240	296,796	-	208,057	40,497	(87,683)	3,362,725	4,067	4,721,688
KENINDIA ASSURANCE COMPANY	-	31,743	24,569	28,394	9,987	71,592	151,796	277,152	-	4,736	82,510	254,343	89,501	492	1,026,814
KENYA ORIENT INSURANCE	-	3,676	6,513	11,279	2,150	56,530	607,003	190,797	148	857	22,673	12,976	-	29,938	944,540
MADISON INSURANCE COMPANY	-	7,444	136	5,684	13,364	(269)	343,280	411,924	-	8,563	2,948	23,087	759,343	6,248	1,581,752
MAYFAIR INSURANCE COMPANY	-	31,714	11,823	49,045	16,383	25,767	111,657	76,369	-	3,669	11,207	136,245	-	95	473,974
OCCIDENTAL INSURANCE COMPANY	-	20,661	5,476	34,303	1,610	44,754	237,472	327,735	(604)	3,819	16,469	167,043	-	26,750	885,490
PACIS INSURANCE COMPANY	-	2,252	1,623	(511)	11,701	(248)	136,394	45,864	-	2,622	7,487	15,180	20,399	51	242,814
PHOENIX OF EAST AFRICA	1,036	1,969	(1,481)	9,721	15,056	3,620	157,425	(36,380)	-	(996)	20,981	8,167	-	19,512	198,631
PIONEER INSURANCE COMPANY	-	479	165	52	2,410	(646)	7,892	5,619	-	710	2,102	771	-	4,865	24,421
RESOLUTION INSURANCE COMPANY	-	77	1,225	(109)	874	363	70,497	20,419	-	3,350	4,679	4,361	680,595	1,251	787,581
SAHAM INSURANCE COMPANY	-	25,043	4,767	13,806	(5,549)	1,806	143,366	(39,545)	110,974	169	6,629	20,588	55,796	(1,061)	336,792
SANLAM INSURANCE COMPANY	-	4,577	(2,300)	5,700	(6,890)	7,885	219,706	74,746	11,925	564	3,020	4,413	273,960	(442)	596,865
TAKAFUL INSURANCE OF AFRICA	-	(636)	704	2,317	554	816	53,176	37,309	-	(510)	(39,865)	11,617	72,302	18,162	155,946
TAUSI ASSURANCE COMPANY	-	2,208	4,149	23,348	1,520	26,179	45,722	29,053	-	(336)	19,124	45,859	(6)	1,010	197,831
THE KENYAN ALLIANCE INSURANCE	-	-	-	-	-	-	-	-	-	-	-	-	-	-	-
THE MONARCH INSURANCE	-	884	541	4,151	210	715	210,491	98,391	-	1,417	(201)	4,293	-	6,014	326,907
TRIDENT INSURANCE COMPANY	-	6,071	1,416	(373)	(209)	(3,692)	30,803	(26,216)	-	(19)	1,886	(14,333)	299,785	(1,899)	293,219
UAP INSURANCE COMPANY	-	(10,439)	14,188	12,214	8,380	20,900	979,030	541,636	-	19,607	27,769	45,212	2,371,421	22,806	4,052,724
XPLICO INSURANCE COMPANY	-	268	183	-	-	1,763	89,137	68,686	57,785	12	632	1,618	111,098	-	331,181
TOTAL	12,662	321,907	250,084	815,458	477,065	739,436	11,137,822	7,037,778	2,624,976	736,890	761,302	2,346,402	15,215,177	581,102	43,058,062
REINSURERS															
CONTINENTAL REINSURANCE	5,849	778	-	24,134	9,983	13,110	-	60,183	-	(3,300)	(11,704)	(75)	354,776	16,449	470,184
EAST AFRICA REINSURANCE	(83)	95,634	-	565,654	478	82,384	-	174,398	-	7,438	-	-	170,504	101,325	1,197,732
KENYA REINSURANCE CORPORATION	(7,623)	163,933	(4,273)	1,494,080	26,631	271,740	1,928	312,771	-	386,704	112,826	616	1,666,238	333,401	4,758,970
TOTAL	(1,857)	260,345	(4,273)	2,083,868	37,092	367,234	1,928	547,352	-	390,842	101,122	541	2,191,518	451,175	6,426,887

Amounts in Thousand Shillings

APPENDIX 17: SUMMARY OF INCURRED CLAIMS RATIOS UNDER GENERAL INSURANCE BUSINESS FOR THE PERIOD ENDED 30.09.2017															
Company	Aviation	Engineering	Fire Domestic	Fire Industrial	Liability	Marine	Motor Private	Motor Commercial	Motor Commercial PSV	Personal Accident	Theft	Workmens' Compensation	Medical	Miscellaneous	Total
INSURERS															
AAR INSURANCE KENYA	0.00	0.00	2.2	0.00	0.0	0.0	0.00	0.00	0.00	23.6	1.5	35.0	71.2	11.9	70.0
AFRICAN MERCHANT ASSURANCE	0.00	-8.2	18.6	0.7	24.1	51.3	95.7	55.1	259.3	34.6	86.4	51.6	0.00	23.3	62.5
AIG INSURANCE COMPANY	99.3	0.1	24.8	-866.2	19.8	0.9	91.0	69.3	0.00	67.9	16.0	16.3	0.00	0.00	52.7
ALLIANZ INSURANCE COMPANY	0.2	55.1	1044.6	59.3	-26.2	-90.4	55.6	74.5	0.00	-45.1	125.0	21.9	0.00	-1.6	101.7
APA INSURANCE COMPANY	-75.2	40.2	30.6	72.5	58.3	43.8	86.0	42.9	0.00	69.5	44.3	75.4	79.4	45.6	68.0
BRITAM GENERAL INSURANCE	0.00	25.0	8.8	83.5	-17.4	28.2	69.1	47.3	0.00	13.2	9.3	37.4	81.3	58.7	60.7
CANNON ASSURANCE COMPANY	0.00	-110.2	52.1	37.3	-165.4	98.7	95.4	84.2	0.0	14.2	1.5	142.7	0.00	47.8	90.0
CIC GENERAL INSURANCE COMPANY	0.00	23.7	3.2	53.9	288.7	58.8	88.9	62.9	0.00	48.4	30.8	62.2	70.7	56.5	69.4
CORPORATE INSURANCE COMPANY	0.00	42.0	-0.2	960.8	35.5	1.7	79.2	204.8	0.0	-51.9	1.9	47.4	0.00	22.0	32.2
DIRECTLINE ASSURANCE COMPANY	0.00	0.00	0.00	0.00	0.00	0.00	53.6	70.0	56.4	0.00	0.00	0.00	0.00	0.00	56.5
FIDELITY SHIELD INSURANCE	2200.0	-1442.9	30.9	80.3	59.8	90.8	60.6	91.1	135.2	35.4	55.7	60.0	0.00	41.3	76.5
FIRST ASSURANCE COMPANY	-363.2	6.4	78.1	59.2	220.7	88.4	72.0	61.1	0.00	27.9	119.2	76.6	61.8	80.8	68.1
GA INSURANCE COMPANY	120.1	37.1	4.2	12.5	20.2	38.1	69.7	81.0	-62.8	38.0	33.7	118.7	69.0	-8.7	62.7
GEMINIA INSURANCE COMPANY	0.00	51.9	31.1	52.1	33.1	72.9	80.1	72.0	0.00	48.8	42.9	71.3	0.00	0.3	67.6
HERITAGE INSURANCE COMPANY	-191.6	118.2	20.7	17.8	16.1	23.7	75.3	50.2	-77.6	27.6	39.6	23.7	68.1	34.0	50.3
ICEA LION GENERAL INSURANCE	286.2	19.9	27.6	63.7	73.7	37.9	76.7	68.6	0.00	39.9	64.2	55.8	55.8	51.2	64.3
INTRA-AFRICA ASSURANCE	0.00	207.8	56.4	31.4	724.3	162.1	88.3	-2.9	0.0	16.5	-41.3	17.5	0.00	46.1	52.4
INVESCO ASSURANCE COMPANY	0.00	3.1	-0.7	112.7	50.0	-2.6	87.7	100.1	66.3	460.1	218.4	-67.0	0.00	0.0	69.3
JUBILEE INSURANCE COMPANY	-4.4	57.4	38.7	30.9	114.8	15.5	69.8	53.4	0.00	70.1	39.8	-151.3	69.7	23.6	64.5
KENINDIA ASSURANCE COMPANY	0.0	176.3	81.9	32.9	49.3	45.1	59.8	62.8	0.00	38.9	106.8	82.3	100.0	9.8	68.4
KENYA ORIENT INSURANCE	0.00	22.7	43.2	97.2	7.4	534.2	96.5	26.3	0.9	21.6	-701.5	22.2	0.00	63.5	60.5
MADISON INSURANCE COMPANY	0.00	256.0	0.8	46.0	17.2	-8.5	80.7	50.2	0.00	64.6	26.8	87.6	75.1	-51.9	65.6
MAYFAIR INSURANCE COMPANY	0.0	81.1	59.6	61.8	65.2	27.2	52.8	40.6	0.00	26.6	45.1	54.2	0.00	0.4	48.8
OCCIDENTAL INSURANCE COMPANY	0.00	110.2	17.9	55.3	55.6	85.2	59.1	79.7	0.00	45.3	36.2	64.9	0.00	336.8	68.2
PACIS INSURANCE COMPANY	0.00	57.8	30.0	-1.6	99.7	0.2	37.5	25.5	0.00	2.7	33.9	30.3	29.7	5.8	35.9
PHOENIX OF EAST AFRICA	59.9	17.9	-29.5	46.2	73.9	117.5	186.6	-85.4	0.00	-16.6	155.1	41.5	0.00	799.3	86.0
PIONEER INSURANCE COMPANY	0.00	70.9	38.5	3.3	214.2	-11.1	65.1	68.2	0.00	19.7	1373.9	13.2	0.00	36.6	46.2
RESOLUTION INSURANCE COMPANY	0.00	6.6	75.8	-11.7	3.2	9.8	70.7	34.2	0.00	9.1	73.5	11.2	78.5	10.9	68.2
SAHAM INSURANCE COMPANY	0.00	258.5	48.8	136.0	-390.5	29.5	71.1	-29.7	0.00	-21.9	33.2	26.0	81.6	-1.3	54.5
SANLAM INSURANCE COMPANY	0.00	44.1	-33.7	166.2	-93.7	41.0	71.7	34.9	12.1	9.6	9.9	6.6	79.3	-2.1	52.5
TAKAFUL INSURANCE OF AFRICA	0.00	-12.4	3.5	-17.4	10.3	-30.1	61.6	30.0	0.00	-7.2	-272.7	95.1	182.5	858.7	51.8
TAUSI ASSURANCE COMPANY	0.00	26.1	20.0	60.7	16.2	38.2	39.7	40.2	0.00	-3.5	27.4	34.2	0.4	6.9	35.3
THE KENYAN ALLIANCE INSURANCE	0.00	0.00	0.00	0.00	0.00	0.00	0.00	0.00	0.00	0.00	0.00	0.00	0.00	0.00	0.00
THE MONARCH INSURANCE	0.00	96.6	14.5	37.9	5.4	118.2	55.9	39.9	0.00	8.6	-13.2	13.3	0.00	8.9	42.9
TRIDENT INSURANCE COMPANY	0.0	108.0	40.8	-3.2	-5.4	-70.0	27.2	-14.7	0.0	-0.2	26.2	-24.4	88.3	-11.2	38.5
UAP INSURANCE COMPANY	0.00	-30.2	19.9	6.8	14.9	40.2	86.9	60.8	0.00	27.7	23.1	24.0	70.4	68.7	65.4
XPLICO INSURANCE COMPANY	0.0	4.9	228.8	0.0	0.0	95.9	28.6	99.1	36.4	8.9	44.2	233.5	78.7	0.0	46.9
TOTAL	64.9	37.8	28.3	44.0	44.8	55.1	76.5	53.7	63.3	36.8	40.6	54.5	73.0	43.8	63.2
REINSURERS															
CONTINENTAL REINSURANCE	56.2	0.9	0.00	7.0	61.8	40.1	0.0	96.2	0.00	-22.8	-1058.2	-41.2	101.6	15.5	45.7
EAST AFRICA REINSURANCE	345.8	55.4	0.00	61.1	6.3	73.0	0.00	64.9	0.00	84.0	0.00	0.00	62.9	34.1	58.0
KENYA REINSURANCE CORPORATION	-309.6	30.7	-59.9	60.3	19.4	67.5	8.3	62.1	0.00	93.1	30.8	10.2	77.6	38.8	60.4
TOTAL	-14.5	32.6	-59.9	55.6	23.1	67.0	8.3	65.6	0.00	89.1	27.6	8.7	79.2	35.7	58.6

APPENDIX 18: SUMMARY OF UNDERWRITING PROFITS UNDER GENERAL INSURANCE BUSINESS FOR THE PERIOD ENDED 30.09.2017															
Company	Aviation	Engineering	Fire Domestic	Fire Industrial	Liability	Marine	Motor Private	Motor Commercial	Motor Commercial PSV	Personal Accident	Theft	Workmens' Compensation	Medical	Miscellaneous	Total
INSURERS															
AAR INSURANCE KENYA	-	-	6,116	-	1,527	1,828	-	-	-	10,378	1,089	15,909	(169,331)	1,839	(130,646)
AFRICAN MERCHANT ASSURANCE	(65,536)	191,480	(109,091)	42,248	6,220	(201,795)	(200,126)	160,967	(119,527)	214,944	(22,894)	32,890	(21,450)	32,977	(58,693)
AIG INSURANCE COMPANY	(10,713)	18,144	37,279	(6,220)	156,750	20,880	(3,670)	(20,632)	-	(44,205)	60,334	47,519	-	-	255,467
ALLIANZ INSURANCE COMPANY	(11,285)	(1,390)	(41,768)	(36,961)	(3,873)	(6,319)	(16,447)	(17,984)	-	(511)	(3,654)	(6,672)	-	(5,366)	(182,228)
APA INSURANCE COMPANY	(666)	(897)	11,167	(79,873)	(12,490)	5,917	(167,544)	271,740	-	(20,106)	21,915	(73,777)	(8,994)	34,284	(19,324)
BRITAM GENERAL INSURANCE	-	13,903	10,677	(54,801)	23,814	10,358	(362,700)	(164,289)	-	48,843	26,731	(23,355)	(8,511)	7,222	(472,108)
CANNON ASSURANCE COMPANY	-	(44,640)	(1,406)	(8,532)	9,313	(12,365)	(97,219)	(70,877)	(10,887)	1,326	10,948	(60,069)	(17,035)	12,922	(288,523)
CIC GENERAL INSURANCE COMPANY	-	75,966	21,939	(3,515)	(51,508)	(18,996)	(405,675)	(58,078)	-	(33,834)	(19,368)	(31,226)	30,421	(15,037)	(508,911)
CORPORATE INSURANCE COMPANY	(20)	4,914	14,232	(13,105)	(19)	50,543	(19,778)	(15,927)	837	(51)	8,878	(10,744)	-	(5,623)	14,135
DIRECTLINE ASSURANCE COMPANY	-	-	-	-	-	-	32,205	4,475	182,062	-	-	-	-	-	218,742
FIDELITY SHIELD INSURANCE	(21,030)	(15,781)	10,010	(13,122)	(4,130)	(8,396)	31,221	(114,307)	(18,551)	2,455	6,217	(2,974)	-	(6,785)	(155,172)
FIRST ASSURANCE COMPANY	440	11,718	(4,720)	14,205	(64,573)	(16,113)	(67,773)	(10,682)	-	1,086	(24,469)	(22,886)	(23,326)	22,721	(184,372)
GA INSURANCE COMPANY	(1,530)	30,508	30,560	108,550	22,384	37,055	27,781	(23,966)	56,223	5,071	83,800	(176,033)	16,764	54,574	271,742
GEMINIA INSURANCE COMPANY	-	(4,477)	12,577	24,172	6,568	(6,908)	(40,103)	925	-	3,016	40,138	(20,399)	-	29,108	44,618
HERITAGE INSURANCE COMPANY	(3,043)	(19,467)	(9,969)	8,222	29,533	20,428	(87,811)	63,313	5,570	(51,673)	15,564	83,590	51,732	31,927	137,916
ICEA LION GENERAL INSURANCE	(68)	45,129	11,674	49,119	1,051	38,644	(109,144)	(85,680)	-	10,317	(6,771)	15,424	59,587	7,455	36,738
INTRA-AFRICA ASSURANCE	-	(28,637)	(586)	(234)	(35,274)	(59,716)	(66,194)	188,833	(21,372)	6,483	(68,946)	88,988	-	13,927	17,304
INVERSCO ASSURANCE COMPANY	-	(157)	(502)	246	(16)	(1,105)	(50,688)	(29,339)	(188,403)	(753)	(1,424)	(1,157)	-	485	(272,812)
JUBILEE INSURANCE COMPANY	1,488	(7,345)	8,702	(1,026)	(69,840)	33,972	13,520	95,004	-	(61,244)	28,777	124,778	667,684	(4,061)	830,409
KENINDIA ASSURANCE COMPANY	(5)	(27,560)	(8,957)	(49,982)	110	15,074	23,733	25,543	-	2,131	(27,447)	(85,771)	(32,015)	2,805	(162,340)
KENYA ORIENT INSURANCE	(21,562)	7,470	(19,307)	(13,798)	15,072	(206,847)	(208,733)	477,672	12,166	(14,394)	(34,998)	34,005	(12,463)	16,308	30,593
MADISON INSURANCE COMPANY	-	(10,110)	6,090	(2,132)	32,221	(31)	(45,435)	183,740	-	(4,804)	(550)	(1,469)	(6,062)	(42,811)	108,649
MAYFAIR INSURANCE COMPANY	915	6,253	1,103	28,958	2,332	38,148	9,745	52,665	-	6,323	6,068	27,143	-	22,609	202,261
OCCIDENTAL INSURANCE COMPANY	-	(3,113)	13,189	15,464	391	(8,161)	29,762	(52,679)	604	3,151	18,477	(18,681)	-	(18,504)	(20,102)
PACIS INSURANCE COMPANY	-	(1,806)	(1,041)	(9,807)	(7,931)	(158,184)	136,187	43,893	-	42,101	(535)	890	(18,900)	303	25,171
PHOENIX OF EAST AFRICA	(41,120)	(24,878)	3,477	(40,641)	(15,536)	(3,356)	(127,661)	51,968	-	2,309	(16,111)	2,870	-	(24,107)	(232,787)
PIONEER INSURANCE COMPANY	-	(1,516)	(178)	(11,209)	(3,313)	(6,054)	(597)	(1,620)	-	846	(2,380)	3,486	-	(8,185)	(30,720)
RESOLUTION INSURANCE COMPANY	-	(1,879)	(1,186)	(5,055)	5,381	94	(71,364)	(20,980)	-	6,720	(4,294)	9,737	(296,619)	4,408	(375,036)
SAHAM INSURANCE COMPANY	-	(9,632)	(1,618)	3,885	8,211	4,132	(70,028)	92,460	(110,974)	(1,937)	1,253	2,632	10,011	47,662	(23,944)
SANLAM INSURANCE COMPANY	-	663	6,335	(4,887)	8,574	9,457	(196,331)	32,876	(21,967)	(7,673)	20,093	41,940	59,143	16,501	(35,275)
TAKAFUL INSURANCE OF AFRICA	-	819	4,384	(10,507)	(3,011)	(7,629)	(47,455)	(8,133)	-	(3,247)	33,348	(20,609)	(41,196)	(18,748)	(121,984)
TAUSI ASSURANCE COMPANY	-	1,256	2,954	(19,023)	1,430	(7,344)	11,397	12,791	-	5,411	11,765	20,904	(1,986)	(1,117)	38,438
THE KENYAN ALLIANCE INSURANCE	-	-	-	-	-	-	-	-	-	-	-	-	-	-	-
THE MONARCH INSURANCE	-	(4,917)	2,248	1,655	1,469	(1,005)	(22,804)	13,182	-	22,862	2,199	18,377	-	38,994	72,258
TRIDENT INSURANCE COMPANY	(3,307)	(6,909)	695	12,668	1,987	5,013	21,490	155,478	7,958	4,881	2,043	59,095	46,212	(105,956)	201,349
UAP INSURANCE COMPANY	-	46,491	22,673	93,701	22,211	9,708	(364,738)	25,242	-	(16,960)	60,101	74,333	3,831	3,133	(20,273)
XFLICO INSURANCE COMPANY	(303,332)	4,948	(111)	755	1,207	(241)	192,444	(6,739)	84,018	102	741	(1,040)	18,797	11,634	3,183
TOTAL	(480,374)	244,551	37,671	19,418	86,242	(429,314)	(2,320,533)	1,250,855	(142,243)	139,364	226,638	147,648	306,294	157,496	(756,277)
REINSURERS															
CONTINENTAL REINSURANCE	938	26,446	-	137,448	(2,443)	1,753	36	(14,736)	-	7,968	12,517	226	(191,875)	36,692	14,971
EAST AFRICA REINSURANCE	453	(6,183)	-	(52,285)	4,788	(29,491)	-	61,428	-	(4,502)	-	-	7,984	70,117	52,308
KENYA REINSURANCE CORPORATION	4,440	143,948	9,502	(112,623)	52,395	(31,775)	17,528	89,894	-	(134,544)	90,522	3,354	(200,393)	121,059	53,307
TOTAL	5,831	164,211	9,502	(27,460)	54,740	(59,513)	17,564	136,586	-	(131,078)	103,039	3,580	(384,284)	227,868	120,586

Amounts in Thousand Shillings

APPENDIX 19: SUMMARY OF GENERAL INSURANCE BUSINESS REVENUE ACCOUNTS FOR THE PERIOD ENDED 30.09.2017																
Company	Gross Direct Premium	Inward Reinsurance	Outward Reinsurance	Net Premium Written	UPR B/F	Unexpired Risk Reserve (B/F)	UPR C/F	Unexpired Risk Reserve (B/F)	Net Earned Premium Income	Incurred Claims	Net Commissions	Expense of Management	Underwriting Profit / (Loss)	Investment Income	Operating Profit	
INSURERS																
AAR INSURANCE KENYA	4,687,835	-	1,768,969	2,918,866	2,871,892	-	1,878,226	-	3,912,531	2,739,399	429,901	873,877	(130,646)	209,937	79,291	
AFRICAN MERCHANT ASSURANCE	2,015,103	8,864	427,794	1,596,173	1,078,654	-	698,444	-	1,976,383	1,234,976	175,921	624,179	(58,693)	91,582	32,889	
AIG INSURANCE COMPANY	2,923,922	60,234	2,184,945	799,211	772,460	-	396,263	-	1,175,408	619,749	(165,483)	465,676	255,467	-	255,467	
ALLIANZ INSURANCE COMPANY	276,550	-	128,603	147,947	25,729	-	116,064	-	57,613	58,605	1,292	149,944	(152,228)	20,394	(131,834)	
APA INSURANCE COMPANY	6,700,199	-	2,080,391	4,619,808	2,467,639	-	2,535,031	-	4,552,416	3,095,101	324,340	1,152,298	(19,324)	-	(19,324)	
BRITAM GENERAL INSURANCE	6,362,023	-	894,979	5,467,045	2,530,765	98,165	2,832,273	118,794	5,144,908	3,125,020	514,694	1,977,303	(472,108)	690,121	218,013	
CANNON ASSURANCE COMPANY	1,064,706	11,088	350,088	725,705	558,806	105,413	539,001	119,528	731,395	658,498	54,856	306,564	(288,523)	-	(288,523)	
CIC GENERAL INSURANCE COMPANY	8,114,187	-	1,249,233	6,864,954	3,366,626	-	4,216,220	-	6,015,360	4,171,706	513,192	1,839,374	(508,911)	771,045	262,133	
CORPORATE INSURANCE COMPANY	217,373	22,917	39,851	200,438	111,255	-	94,456	-	217,237	70,054	24,010	109,038	14,135	16,338	30,473	
DIRECTLINE ASSURANCE COMPANY	2,296,088	-	66,215	2,229,873	904,419	-	667,528	-	2,466,764	1,392,741	271,733	583,548	218,742	-	218,742	
FIDELITY SHIELD INSURANCE	1,943,326	23,983	543,935	1,423,374	498,708	-	801,519	-	1,120,563	857,193	102,097	316,446	(155,172)	-	(155,172)	
FIRST ASSURANCE COMPANY	2,409,861	79,216	1,104,922	1,384,154	753,348	-	775,000	-	1,362,502	927,190	97,825	521,859	(184,372)	-	(184,372)	
GA INSURANCE COMPANY	4,607,675	54,950	2,251,710	2,410,915	1,006,666	-	1,402,116	-	2,015,466	1,263,990	(45,004)	524,739	271,742	530,098	801,840	
GEMINIA INSURANCE COMPANY	2,591,049	29,403	329,725	2,290,727	866,012	-	1,328,336	-	1,828,403	1,235,610	228,884	319,290	44,618	114,192	158,810	
HERITAGE INSURANCE COMPANY	4,987,588	12,438	2,430,097	2,569,929	1,208,120	-	1,512,175	-	2,265,874	1,138,882	38,035	951,041	137,916	488,979	626,895	
ICEA LION GENERAL INSURANCE	4,811,401	41,197	1,866,527	2,986,071	1,373,209	-	1,475,027	-	2,884,253	1,853,882	280,592	713,041	36,738	-	36,738	
INTRA-AFRICA ASSURANCE	824,205	-	141,310	682,895	379,991	-	426,384	-	636,502	333,400	42,474	243,325	17,304	12,859	30,163	
INVESCO ASSURANCE COMPANY	1,604,843	-	102,092	1,502,751	321,883	-	233,932	-	1,590,701	1,102,905	169,038	591,571	(272,812)	-	(272,812)	
JUBILEE INSURANCE COMPANY	9,110,618	182,393	2,688,508	6,604,503	4,134,666	-	3,415,632	-	7,323,537	4,721,688	429,386	1,342,053	830,409	801,083	1,631,492	
KENINDIA ASSURANCE COMPANY	2,612,687	40,504	999,418	1,653,772	737,705	-	890,571	-	1,500,905	1,026,814	118,635	517,796	(162,340)	269,305	106,965	
KENYA ORIENT INSURANCE	1,514,187	33,276	205,785	1,341,678	1,081,841	-	863,237	-	1,560,282	944,540	123,185	461,964	30,593	-	30,593	
MADISON INSURANCE COMPANY	3,324,019	41,715	96,866	3,268,867	1,215,887	-	2,073,941	-	2,410,813	1,581,752	184,466	535,945	108,649	73,801	182,451	
MAYFAIR INSURANCE COMPANY	1,767,342	69,138	786,963	1,049,517	456,003	-	534,162	-	971,358	473,974	52,464	242,659	202,261	-	202,261	
OCCIDENTAL INSURANCE COMPANY	1,932,802	9,310	566,722	1,375,390	531,494	-	607,690	-	1,299,195	885,490	140,000	293,806	(20,102)	143,858	123,756	
PACIS INSURANCE COMPANY	999,601	-	208,895	790,706	349,912	-	463,359	-	677,259	242,814	108,283	300,992	25,171	72,532	97,703	
PHOENIX OF EAST AFRICA	478,879	99,342	310,120	268,100	104,229	-	141,436	-	230,893	198,631	16,407	248,642	(232,787)	125,101	(107,685)	
PIONEER INSURANCE COMPANY	230,766	777	114,536	117,006	-	-	64,137	-	52,869	24,421	1,558	57,611	(30,720)	-	(30,720)	
RESOLUTION INSURANCE COMPANY	3,299,011	-	2,011,916	1,287,095	661,858	79,575	794,508	79,575	1,154,445	787,581	(25,599)	767,498	(375,036)	60,510	(314,526)	
SAHAM INSURANCE COMPANY	1,527,142	12,340	818,972	720,511	320,220	-	422,487	-	618,244	336,792	(6,010)	311,406	(23,944)	71,969	48,025	
SANLAM INSURANCE COMPANY	1,811,431	-	443,470	1,367,962	380,767	-	612,460	-	1,136,269	596,865	80,242	494,437	(35,275)	26,207	(9,068)	
TAKAFUL INSURANCE OF AFRICA	467,602	-	161,369	306,233	334,641	(6,685)	305,895	27,264	301,029	155,946	23,735	243,332	(121,984)	23,153	(98,831)	
TAUSI ASSURANCE COMPANY	905,987	14,992	291,902	629,078	232,469	-	301,768	-	559,779	197,831	67,700	255,810	38,438	-	38,438	
THE KENYAN ALLIANCE INSURANCE	-	-	-	-	-	-	-	-	-	-	-	-	-	-	-	
THE MONARCH INSURANCE	899,635	24,848	94,003	830,480	406,522	-	475,626	-	761,376	326,907	57,259	304,952	72,258	-	72,258	
TRIDENT INSURANCE COMPANY	1,143,687	31,472	469,418	705,740	409,711	-	353,429	-	762,022	293,219	(13,351)	280,805	201,349	-	201,349	
UAP INSURANCE COMPANY	7,716,166	138,677	1,290,341	6,564,502	3,286,390	-	3,657,676	-	6,193,216	4,052,724	545,227	1,615,538	(20,273)	-	(20,273)	
XPLICO INSURANCE COMPANY	530,518	-	29,146	501,373	205,414	-	-	-	706,786	331,181	68,803	303,619	3,183	3,959	7,142	
TOTAL	98,710,014	1,043,074	29,549,736	70,203,349	35,945,911	276,468	37,906,009	345,161	68,174,556	43,058,071	5,030,787	20,841,978	(756,277)	4,617,023	3,860,747	
REINSURERS																
CONTINENTAL REINSURANCE	1,178,558	-	147,196	1,031,361	281,343	-	284,024	-	1,028,680	470,184	261,955	281,570	14,971	46,477	61,448	
EAST AFRICA REINSURANCE	-	2,424,296	100,143	2,324,153	643,350	-	902,967	-	2,064,536	1,197,732	605,864	208,632	52,308	353,913	406,221	
KENYA REINSURANCE CORPORATION	-	8,677,400	339,199	8,338,201	4,298,058	-	4,753,137	-	7,883,122	4,758,970	2,213,645	857,200	53,307	2,212,235	2,265,542	
TOTAL	1,178,558	11,101,696	586,538	11,693,715	5,222,751	-	5,940,128	-	10,976,338	6,426,886	3,081,464	1,347,402	120,586	2,612,625	2,733,211	

Amounts in Thousand Shillings

APPENDIX 20 : SUMMARY OF LONG TERM INSURANCE BUSINESS BALANCE SHEETS AS AT 30.09.2017

Company	APA LIFE ASSURANCE COMPANY	BARCLAYS LIFE	BRITAM LIFE ASSURANCE	CANNON ASSURANCE COMPANY	CAPEX LIFE ASSURANCE COMPANY	CIC LIFE ASSURANCE COMPANY	CONTINENTAL REINSURANCE	CORPORATE INSURANCE COMPANY	EAST AFRICA REINSURANCE	FIRST ASSURANCE COMPANY
Share Capital	450,000	700,000	880,000	150,000	150,000	800,000	300,000	150,000	500,000	150,000
Share Premium	-	-	-	-	-	-	-	-	-	-
Revaluation Reserves	5,594	1,915	-	-	778	-	42	-	508,380	-
Statutory Reserves	53,722	(492,311)	-	122,449	57,278	1,180,563	21,057	151,265	-	186,235
Retained Earnings	(63,286)	142,792	-	-	-	135,678	-	12,552	-	-
Other Reserves	-	-	8,973,822	460,808	143,483	(71,933)	112,243	-	-	-
Total Equity	446,031	352,396	9,853,822	733,257	351,539	2,044,309	433,343	313,817	1,008,380	336,235
Underwriting Provisions	199,396	-	812,949	37,942	274	339,674	25,345	16,430	312,376	2,737
Actuarial Contract Liabilities	3,709,674	1,030,046	45,569,640	664,277	216,620	6,744,890	-	495,212	148,153	18,656
LongTerm Liabilities	23,024	400,000	3,845,935	131,120	-	446,237	37,709	-	217,701	80,219
Current Liabilities	111,598	155,610	827,323	95,193	32,621	601,433	80,556	88,043	127,074	56,125
Total Equity And Liabilities	4,489,723	1,938,051	60,909,668	1,661,788	601,054	10,176,544	576,953	913,502	1,813,684	493,972
Land And Buildings	-	-	142,041	105,000	-	-	-	-	-	-
Investment Property	313,000	-	4,515,840	822,700	479,985	2,261,034	-	353,000	-	77,500
Other Fixed Assets	15,292	39,282	409,906	13,680	5,228	150,107	-	681	-	17
Government Securities	3,094,772	1,581,419	14,318,379	489,083	86,646	3,397,170	329,365	153,500	1,154,024	281,884
Other Securities	40,393	-	8,149,076	-	-	580,374	-	-	-	-
Investment in Related Companies	-	-	3,475,054	-	-	-	-	-	-	-
Corporate Bonds	93,685	-	832,576	12,658	-	412,728	27,713	-	88,643	-
Commercial Papers	95,746	-	-	-	-	11,002	-	-	-	-
Debentures	-	-	-	-	-	-	-	-	-	-
Ordinary Shares Quoted	184,677	-	7,713,837	52,349	2	586,934	16,912	1,667	38,762	-
Ordinary Shares Unquoted	13,503	-	153,204	5,291	-	6,570	-	1,068	-	-
Preference Shares Quoted	-	-	-	-	-	-	-	-	-	-
Preference Shares Unquoted	-	-	-	-	-	-	-	-	-	-
Loans Secured & Unsecured	18,772	-	969,310	15,934	-	299,284	829	60,252	-	-
Mortgages	-	-	1,184,619	84,246	-	178,800	-	-	-	-
Term Deposits	345,683	12,490	624,984	9,554	8,000	711,577	96,437	298,316	220,879	62,411
Cash and Cash Balances	57,565	8,470	548,094	21,721	799	109,233	5,219	9,178	25,737	-
Outstanding Premiums	166,625	46,391	398,350	29	4,262	494,736	69,381	-	169,777	72,160
Other Receivables	27,651	250,000	1,812,268	-	-	440,709	-	35,840	62,092	-
Other Assets	10,695	-	14,675,530	29,144	16,132	526,947	31,097	-	4,521	-
Intangible Assets	11,663	-	986,599	398	-	9,338	-	-	49,250	-
Total Assets	4,489,723	1,938,051	60,909,668	1,661,788	601,054	10,176,544	576,953	913,502	1,813,684	493,972

Amounts in Thousand Shillings

Continued next page

Continued from previous page

APPENDIX 20 ii: SUMMARY OF LONG TERM INSURANCE BUSINESS BALANCE SHEETS AS AT 30.09.2017										
Company	GA LIFE INSURANCE COMPANY	GEMINIA INSURANCE COMPANY	ICEA LION LIFE ASSURANCE COMPANY	JUBILEE INSURANCE COMPANY	KENINDIA ASSURANCE COMPANY	KENYA ORIENT LIFE ASSURANCE	KENYA REINSURANCE CORPORATION	LIBERTY LIFE ASSURANCE	MADISON INSURANCE COMPANY	METROPOLITAN LIFE ASSURANCE
Share Capital	200,000	150,000	450,000	500,000	161,388	173,000	-	612,340	150,000	416,726
Share Premium	-	-	-	-	-	-	-	-	-	689,937
Revaluation Reserves	-	-	-	-	-	-	(33,549)	322,315	-	-
Statutory Reserves	463,843	-	8,360,428	3,805,797	318,516	-	3,690,837	1,910,837	1,438,047	-
Retained Earnings	11,078	-	2,204,956	1,293,793	58,560	29,814	-	(318,854)	62,000	(1,058,498)
Other Reserves	-	-	-	-	1,553,778	-	-	-	-	-
Total Equity	674,921	150,000	11,015,384	5,599,590	2,092,242	202,814	3,657,288	2,526,638	1,650,047	48,165
Underwriting Provisions	-	77,140	111,917	1,080,018	78,783	42,420	-	537,097	45,472	227,573
Actuarial Contract Liabilities	4,862,953	-	53,446,262	53,194,120	26,792,249	434,144	2,320,686	19,552,672	7,844,146	600,480
Long Term Liabilities	7,191	-	2,059,225	63,508	1,995	-	-	957,065	436,119	-
Current Liabilities	45,975	736,212	597,634	1,166,233	385,189	9,990	1,572,730	637,598	129,770	56,694
Total Equity And Liabilities	5,591,040	963,352	67,230,423	61,103,467	29,350,458	689,368	7,550,704	24,211,071	10,105,554	932,913
Land And Buildings	-	-	-	-	1,132,343	-	-	481,599	-	-
Investment Property	1,091,788	-	9,922,478	4,188,949	1,733,106	-	1,468,661	1,049,000	4,538,000	-
Other Fixed Assets	598	-	115,084	53,424	18,984	16,808	-	121,833	65,347	2,808
Government Securities	3,967,503	524,800	44,582,737	39,488,721	25,818,004	260,564	2,173,064	13,234,401	2,200,155	484,913
Other Securities	-	-	-	-	-	-	-	-	39,874	-
Investment in Related Companies	-	-	676,490	1,912,789	-	-	-	-	-	-
Corporate Bonds	182,813	1,875	1,668,976	1,151,517	51,875	24,130	-	2,068,654	133,746	67,896
Commercial Papers	-	-	-	-	100,000	44,173	-	-	-	-
Debentures	-	-	-	-	-	-	-	-	-	-
Ordinary Shares Quoted	118,791	-	6,100,118	5,997,124	141,198	-	309,615	3,108,619	29,108	70,354
Ordinary Shares Unquoted	-	-	-	2,188,371	675	81,100	-	200,401	1,974,321	-
Preference Shares Quoted	-	-	-	-	-	-	-	-	-	-
Preference Shares Unquoted	-	-	-	-	-	-	-	-	-	-
Loans Secured & Unsecured	301	-	478,542	840,032	91,949	10,102	-	1,187,571	104,771	227
Mortgages	-	-	453,674	-	4,813	-	-	396,274	39,418	-
Term Deposits	93,871	383,067	2,779,495	4,013,163	119,856	98,254	3,146,553	1,453,456	399,560	93,719
Cash and Cash Balances	49,613	33,326	37,113	146,539	32,752	32,393	154,707	209,148	63,383	28,564
Outstanding Premiums	-	-	-	853,111	-	69,966	298,104	280,787	143,303	102,282
Other Receivables	-	-	135,863	159,641	84,344	-	-	186,963	356,585	31,233
Other Assets	75,247	20,285	268,237	87,964	-	48,753	-	104,833	-	44,299
Intangible Assets	10,515	-	11,615	22,122	20,560	3,127	-	127,530	17,983	6,619
Total Assets	5,591,040	963,352	67,230,423	61,103,467	29,350,458	689,368	7,550,704	24,211,071	10,105,554	932,913

Amounts in Thousand Shillings

Continued next page

Continued from previous page

APPENDIX 20 iii: SUMMARY OF LONG TERM INSURANCE BUSINESS BALANCE SHEETS AS AT 30.09.2017										
Company	OLD MUTUAL ASSURANCE COMPANY	PIONEER ASSURANCE COMPANY	PRUDENTIAL LIFE ASSURANCE	SAHAM INSURANCE COMPANY	SANLAM LIFE ASSURANCE	TAKAFUL INSURANCE OF AFRICA	THE KENYAN ALLIANCE INSURANCE	THE MONARCH INSURANCE COMPANY	UAP LIFE ASSURANCE COMPANY	TOTAL
Share Capital	2,174,871	150,000	406,185	150,000	200,000	150,000	-	154,976	1,585,456	12,014,942
Share Premium	1,884,957	-	1,331,165	-	30,260	0	-	-	-	3,936,319
Revaluation Reserves	-	-	-	(358)	-	0	-	-	27,534	832,651
Statutory Reserves	-	524,118	(991,079)	-	2,617,277	78,856	-	22,352	-	23,520,087
Retained Earnings	(2,176,677)	61,673	-	-	(912,318)	0	-	-	(110,813)	(627,550)
Other Reserves	-	-	-	(13,396)	-	0	-	151,510	-	11,310,315
Total Equity	1,883,150	735,792	746,272	136,246	1,935,219	228,856	-	328,838	1,502,176	50,986,767
Underwriting Provisions	461,239	865,829	79,008	-	-	0	-	72,189	789,192	6,215,000
Actuarial Contract Liabilities	11,324,869	1,530,626	483,543	1,085,274	21,794,886	38,034	-	145,203	8,181,976	272,229,291
LongTerm Liabilities	-	181,694	-	-	785,214	0	-	-	-	9,673,956
Current Liabilities	821,569	203,230	84,463	65,670	1,558,378	23,867	-	55,414	318,141	10,644,333
Total Equity And Liabilities	14,490,828	3,517,171	1,393,285	1,287,190	26,073,698	290,757	-	601,644	10,791,486	349,749,348
Land And Buildings	-	-	-	-	1,651,492	0	-	-	-	3,512,475
Investment Property	2,080,000	1,153,428	-	80,000	1,111,113	0	-	344,009	920,000	38,503,591
Other Fixed Assets	80,362	37,449	44,189	3,102	135,274	0	-	22,037	39,030	1,390,522
Government Securities	4,335,423	351,000	1,024,090	756,759	11,723,206	51,662	-	49,606	4,589,816	180,502,666
Other Securities	20,646	-	-	-	1,492,815	0	-	-	-	10,323,178
Investment in Related Companies	-	-	-	-	-	0	-	15,203	-	6,079,536
Corporate Bonds	733,348	1,000	-	89,443	3,058,676	27,522	-	-	844,712	11,574,186
Commercial Papers	-	-	-	-	-	0	-	-	-	250,921
Debentures	-	-	-	-	-	0	-	-	-	-
Ordinary Shares Quoted	3,848,447	26,723	-	8,054	3,997,917	0	-	-	1,824,905	34,176,113
Ordinary Shares Unquoted	439,481	-	-	-	-	0	-	-	13,876	5,077,861
Preference Shares Quoted	-	-	-	-	-	0	-	-	-	-
Preference Shares Unquoted	-	-	-	-	-	0	-	-	-	-
Loans Secured & Unsecured	221,097	141,718	17,065	8,126	979,187	0	-	-	13,874	5,458,943
Mortgages	25,116	-	-	-	271,365	0	-	-	61,026	2,699,351
Term Deposits	1,431,486	395,360	127,366	265,644	588,672	98,234	-	-	1,169,717	19,047,804
Cash and Cash Balances	566,931	44,151	55,221	13,901	385,877	21,155	-	616	635,402	3,296,808
Outstanding Premiums	132,559	1,071,479	19,607	16,286	197,604	71,466	-	97,294	165,614	4,941,173
Other Receivables	222,762	167,563	2,973	-	-	12,351	-	-	107,914	4,096,752
Other Assets	331,361	116,214	63,145	45,877	278,977	8,367	-	71,018	405,599	17,264,242
Intangible Assets	21,809	11,087	39,630	-	201,523	0	-	1,862	-	1,553,230
Total Assets	14,490,828	3,517,171	1,393,285	1,287,190	26,073,698	290,757	-	601,644	10,791,486	349,749,348

Amounts in Thousand Shillings

APPENDIX 21 i: SUMMARY OF GENERAL INSURANCE BUSINESS BALANCE SHEETS AS AT 30.09.2017

Company	AAR INSURANCE KENYA	AFRICAN MERCHANT ASSURANCE COMPANY	AIG INSURANCE COMPANY	ALLIANZ INSURANCE COMPANY	APA INSURANCE COMPANY	BRITAM GENERAL INSURANCE COMPANY	CANNON ASSURANCE COMPANY	CIC GENERAL INSURANCE COMPANY	CONTINENTAL REINSURANCE	CORPORATE INSURANCE COMPANY
Share Capital	400,000	987,386	450,000	1,000,000	1,250,000	2,668,000	700,000	1,700,000	800,000	400,000
Share Premium	600,523	-	-	-	-	-	-	-	-	-
Revaluation Reserves	-	-	4,652	-	-	-	-	-	(272)	-
Statutory Reserves	-	-	-	-	-	-	-	-	-	-
Retained Earnings	113,526	593,984	1,552,413	(174,925)	4,101,979	437,863	(146,060)	2,459,714	337,136	557,207
Other Reserves	-	15,156	-	-	459,186	-	-	(116,367)	-	-
Total Equity	1,114,049	1,596,526	2,007,065	825,075	5,811,165	3,105,863	553,940	4,043,347	1,136,863	957,207
Underwriting Provisions	2,594,389	2,115,166	1,170,901	163,975	8,269,343	6,136,611	1,549,281	7,530,722	535,304	272,826
Actuarial Contract Liabilities	-	-	-	-	-	-	-	-	-	-
LongTerm Liabilities	-	-	-	-	-	-	-	-	-	-
Current Liabilities	20,701	203,679	1,787,009	128,667	691,803	703,295	561,271	546,335	170,822	127,638
Total Equity And Liabilities	3,729,139	3,915,371	4,964,975	1,117,717	14,772,310	9,945,770	2,664,492	12,120,404	1,842,990	1,357,670
Land And Buildings	-	729,066	-	-	-	45,530	105,000	238,410	-	-
Investment Property	-	525,000	510,000	-	1,225,000	-	270,000	1,642,390	-	800,000
Other Fixed Assets	116,505	126,382	56,781	40,236	97,692	126,971	33,008	224,883	24,304	3,963
Government Securities	1,286,877	490,086	2,970,667	653,093	6,880,292	4,919,479	851,532	2,880,592	585,350	160,550
Other Securities	-	-	-	-	-	-	-	265,148	-	-
Investment in Related Companies	-	-	-	-	597,913	-	30,000	-	-	-
Corporate Bonds	111,025	13,687	-	-	10,004	514,829	27,442	268,860	39,724	-
Commercial Papers	-	-	-	-	356,369	-	-	39,242	-	-
Debentures	-	-	-	-	-	-	-	-	-	-
Ordinary Shares Quoted	-	20,370	-	-	1,162,447	552,244	213,527	584,507	33,086	1,807
Ordinary Shares Unquoted	-	-	-	-	22,089	16,157	305,491	19,601	-	1,068
Preference Shares Quoted	-	-	-	-	-	-	-	-	-	-
Preference Shares Unquoted	-	-	-	-	-	-	-	-	-	-
Loans Secured & Unsecured	-	13,709	9,879	-	16,272	-	6,683	172,754	10,513	-
Mortgages	-	-	-	-	49,292	-	33,344	67,536	5,613	-
Term Deposits	869,830	598,074	227,620	50,313	1,010,178	505,722	47,420	1,611,858	302,053	18,492
Cash and Cash Balances	136,939	61,639	37,662	114,070	234,829	416,695	105,844	710,476	35,645	13,438
Outstanding Premiums	583,216	1,117,851	645,868	135,043	2,473,687	806,461	281,483	1,959,860	580,475	294,451
Other Receivables	345,998	38,728	22,287	-	78,615	361,099	218,265	501,654	-	5,998
Other Assets	-	169,080	483,150	77,604	291,636	816,239	36,087	885,404	226,226	43,164
Intangible Assets	278,749	11,698	1,060	47,359	265,995	864,345	99,366	47,232	-	14,739
Total Assets	3,729,139	3,915,371	4,964,975	1,117,717	14,772,310	9,945,770	2,664,492	12,120,404	1,842,990	1,357,670

Amounts in thousand Shillings

Continued next page

Continued from previous page

APPENDIX 21 ii: SUMMARY OF GENERAL INSURANCE BUSINESS BALANCE SHEETS AS AT 30.09.2017										
Company	DIRECTLINE ASSURANCE COMPANY	EAST AFRICA REINSURANCE COMPANY	FIDELITY SHIELD INSURANCE COMPANY	FIRST ASSURANCE COMPANY	GA GENERAL INSURANCE COMPANY	GEMINIA INSURANCE COMPANY LIMITED	HERITAGE INSURANCE COMPANY	ICEA LION GENERAL INSURANCE COMPANY	INTRA-AFRICA ASSURANCE COMPANY	INVESCO ASSURANCE COMPANY
Share Capital	300,000	1,000,000	600,000	660,000	700,000	550,000	500,000	1,000,000	400,000	1,680,000
Share Premium	-	-	-	512,139	-	-	-	-	-	-
Revaluation Reserves	(78,143)	201,758	107,852	244,357	829,766	578,992	-	370,483	328,452	524
Statutory Reserves	-	-	-	-	-	-	-	-	-	-
Retained Earnings	934,565	1,535,199	333,244	799,130	1,604,259	552,308	2,452,641	2,503,521	128,236	(1,511,217)
Other Reserves	-	7,087	-	-	251,869	97,951	-	-	7,500	-
Total Equity	1,156,422	2,744,043	1,041,096	2,215,625	3,385,895	1,779,251	2,952,641	3,874,003	864,188	169,307
Underwriting Provisions	4,235,374	2,609,541	2,059,097	2,202,736	4,823,776	3,004,122	3,222,104	4,884,757	927,058	2,631,738
Actuarial Contract Liabilities	-	-	-	-	-	-	-	-	-	-
LongTerm Liabilities	642,604	79,599	-	-	-	1,904	-	471,116	-	124,663
Current Liabilities	83,624	1,121,036	145,583	963,925	1,151,071	241,411	664,494	1,125,667	106,681	159,469
Total Equity And Liabilities	6,118,024	6,554,219	3,245,777	5,382,286	9,360,742	5,026,689	6,839,240	10,355,543	1,897,928	3,085,177
Land And Buildings	-	372,069	274,034	338,154	1,145,250	19,206	-	-	133,120	73,100
Investment Property	3,403,898	782,641	1,123,977	1,385,000	1,390,757	973,000	13,688	2,640,000	294,260	1,178,480
Other Fixed Assets	-	7,056	26,362	38,969	30,490	54,795	88,898	137,455	25,287	51,134
Government Securities	803,452	2,157,271	345,287	1,438,757	2,701,342	870,200	3,547,169	4,556,808	224,135	177,000
Other Securities	-	-	-	-	-	-	-	43,926	-	-
Investment in Related Companies	14,500	-	-	52,929	356,109	-	146,557	50,147	-	-
Corporate Bonds	-	537,247	-	49,940	300,795	24,300	184,097	333,956	-	-
Commercial Papers	-	-	-	-	10,000	-	-	-	-	-
Debentures	-	-	-	-	-	-	-	-	-	-
Ordinary Shares Quoted	138,789	93,277	123,052	38,697	508,526	132,563	234,281	902,187	66,219	2,597
Ordinary Shares Unquoted	-	-	-	-	262,596	93,420	-	12,796	-	-
Preference Shares Quoted	-	-	-	-	-	-	-	-	-	-
Preference Shares Unquoted	-	-	-	-	-	-	-	-	-	-
Loans Secured & Unsecured	16,566	8,352	4,598	21,664	218,133	192,910	51,965	-	19,492	-
Mortgages	-	40,550	24,018	-	-	-	272,298	-	12,733	-
Term Deposits	397,910	795,049	225,995	602,050	746,421	827,313	699,230	320,738	273,774	134,885
Cash and Cash Balances	1,112,170	122,685	108,602	191,213	141	140,185	117,196	15,242	49,933	273,171
Outstanding Premiums	-	878,860	766,780	798,145	1,136,395	976,758	1,115,141	826,988	644,676	402,469
Other Receivables	-	274,816	-	16,571	51,428	22,912	25,559	144,130	104,166	271,866
Other Assets	163,986	97,190	125,432	285,074	84,560	696,735	317,119	87,720	-	-
Intangible Assets	66,753	387,156	97,638	125,124	417,800	2,391	26,042	283,448	50,131	520,475
Total Assets	6,118,024	6,554,219	3,245,777	5,382,286	9,360,742	5,026,689	6,839,240	10,355,543	1,897,928	3,085,177

Amounts in thousand Shillings

Continued next page

Continued from previous page

APPENDIX 21 iii: SUMMARY OF GENERAL INSURANCE BUSINESS BALANCE SHEETS AS AT 30.09.2017											
Company	JUBILEE INSURANCE COMPANY	KENINDIA ASSURANCE COM PANY	KENYA ORIENT INSURANCE COMPANY	KENYA REINSURANCE CORPORATION	MADISON INSURANCE COMPANY	MAYFAIR INSURANCE COMPANY	OCCIDENTAL INSURANCE COM PANY	PACIS INSURANCE COM PANY	PHOENIX OF EAST AFRICA ASSURANCE	PIONEER GENERAL INSURANCE	RESOLUTION INSURANCE COMPANY
Share Capital	2,000,000	400,000	810,721	1,749,873	300,000	750,000	693,000	503,000	300,000	600,000	410,000
Share Premium	-	1,198	-	-	-	-	-	17,712	-	-	990,000
Revaluation Reserves	214,463	(11,542)	56,658	3,795	-	433,415	9,299	-	2,527	-	(8,010)
Statutory Reserves	-	-	-	-	-	-	-	-	-	-	-
Retained Earnings	4,785,579	1,873,783	(178,278)	19,213,972	944,387	1,005,847	384,583	457,853	602,629	(29,065)	(1,622,681)
Other Reserves	-	329,573	50,000	766,124	-	-	-	-	-	-	-
Total Equity	7,000,042	2,593,012	739,101	21,733,764	1,244,387	2,189,261	1,086,883	978,565	905,156	570,935	(230,691)
Underwriting Provisions	5,930,779	2,707,281	1,652,652	10,420,253	2,869,429	1,923,253	1,813,642	954,997	506,222	119,650	1,057,748
Actuarial Contract Liabilities	-	-	-	-	-	-	-	-	-	-	-
LongTerm Liabilities	-	101,039	90,984	-	-	-	-	-	-	-	-
Current Liabilities	548,556	1,079,580	433,949	661,058	101,496	400,587	121,932	233,707	137,202	128,229	5,332,952
Total Equity And Liabilities	13,479,378	6,480,912	2,916,687	32,815,075	4,215,312	4,513,102	3,022,457	2,167,269	1,548,579	818,815	6,160,009
Land And Buildings	-	679,834	75,108	28,098	-	210,901	-	111,825	-	-	-
Investment Property	-	1,094,468	429,152	7,465,745	806,843	436,394	485,600	732,025	-	-	-
Other Fixed Assets	62,484	76,142	40,103	63,485	53,617	78,301	47,623	49,217	25,364	2,789	236,715
Government Securities	2,987,647	2,429,521	157,236	11,212,753	755,075	427,820	1,183,836	203,455	589,000	40,000	226,712
Other Securities	-	-	-	-	-	-	-	-	-	-	-
Investment in Related Companies	1,821,598	81,905	170,000	4,186,067	-	489,916	-	-	143,807	-	-
Corporate Bonds	18,450	51,875	5,086	481,781	16,903	105,445	17,098	-	-	-	-
Commercial Papers	-	40,000	-	-	-	-	-	-	-	-	-
Debentures	-	-	-	-	-	-	-	-	-	-	-
Ordinary Shares Quoted	1,797,293	46,148	5,922	1,846,805	2,176	196,449	124,587	18,812	3,587	-	-
Ordinary Shares Unquoted	583,636	122,779	716,646	202,231	372,793	612,918	100,825	7,351	-	-	-
Preference Shares Quoted	432	-	-	89	-	-	-	-	-	-	-
Preference Shares Unquoted	-	-	-	-	-	-	-	-	-	-	-
Loans Secured & Unsecured	13,621	10,246	-	-	-	15,581	-	-	2,277	-	-
Mortgages	101,632	-	-	658,197	-	-	-	-	-	-	-
Term Deposits	401,497	508,739	57,509	95,706	392,853	1,213,665	135,294	130,889	80,570	600,000	441,306
Cash and Cash Balances	390,937	120,097	63,396	428,725	175,721	18,532	36,894	11,733	7,236	22,378	65,912
Outstanding Premiums	3,972,382	607,072	773,459	3,512,748	1,183,883	576,483	695,021	753,051	227,254	123,242	3,849,561
Other Receivables	451,030	-	37,858	300,453	195,352	-	59,870	80,847	190,450	-	735,058
Other Assets	527,345	555,669	239,574	493,196	32,728	116,236	30,534	16,640	226,992	-	334,187
Intangible Assets	349,393	56,417	145,637	1,838,997	227,368	14,460	105,274	51,423	52,044	30,405	270,557
Total Assets	13,479,378	6,480,912	2,916,687	32,815,075	4,215,312	4,513,102	3,022,457	2,167,269	1,548,579	818,815	6,160,009

Amounts in thousand Shillings

Continued next page

Continued from previous page

APPENDIX 21 iv: SUMMARY OF GENERAL INSURANCE BUSINESS BALANCE SHEETS AS AT 30.09.2017										
Company	SAHAM INSURANCE COMPANY	SANLAM INSURANCE COMPANY	TAKAFUL INSURANCE OF AFRICA	TAUSI ASSURANCE COMPANY	THE KENYAN ALLIANCE INSURANCE COMPANY	THE MONARCH INSURANCE COMPANY	TRIDENT INSURANCE COMPANY	UAP INSURANCE COMPANY	XPLICO INSURANCE COMPANY	TOTAL
Share Capital	300,000	788,284	470,203	600,000	-	316,476	500,000	1,000,000	1,107,500	31,344,443
Share Premium	-	102,760	50,000	-	-	-	-	-	-	2,274,332
Revaluation Reserves	(4,945)	77,611	-	149,944	-	-	200,948	-	90,470	3,803,054
Statutory Reserves	-	-	-	-	-	-	-	-	-	-
Retained Earnings	183,396	(283,361)	(168,792)	452,665	-	170,396	1,668,095	4,999,311	198,343	53,823,385
Other Reserves	-	-	-	525	-	-	25,000	1,547,050	-	3,440,654
Total Equity	478,451	685,294	351,411	1,203,133	-	486,872	2,394,044	7,546,362	1,396,313	94,685,866
Underwriting Provisions	754,301	1,667,379	646,222	818,010	-	920,473	1,447,495	7,444,046	602,701	105,195,354
Actuarial Contract Liabilities	-	-	-	-	-	-	-	-	-	-
LongTerm Liabilities	-	-	40,000	50,682	-	-	56,715	-	-	1,659,306
Current Liabilities	327,828	446,120	235,903	166,588	-	56,710	580,109	1,567,763	152,600	23,417,050
Total Equity And Liabilities	1,560,580	2,798,793	1,273,535	2,238,413	-	1,464,055	4,478,363	16,558,170	2,151,614	224,957,581
Land And Buildings	-	-	-	266,304	-	-	240,660	-	-	5,085,669
Investment Property	-	516,700	21,100	-	-	421,336	1,716,399	3,636,700	657,300	36,577,853
Other Fixed Assets	9,920	20,862	34,270	16,758	-	11,882	18,104	49,981	116,506	2,325,294
Government Securities	526,205	509,800	31,880	897,041	-	131,966	249,061	3,736,422	80,000	64,875,369
Other Securities	-	-	-	-	-	-	16,955	-	103,000	429,029
Investment in Related Companies	-	-	10,000	-	-	-	615,600	-	245,251	9,012,299
Corporate Bonds	87,181	20,000	55,044	-	-	-	21,250	735,441	-	4,031,460
Commercial Papers	-	-	-	18,605	-	-	-	-	-	464,216
Debentures	-	-	-	-	-	-	-	-	-	-
Ordinary Shares Quoted	30,543	788	-	227,112	-	-	5,113	1,366,577	-	10,480,088
Ordinary Shares UnQuoted	-	104,103	-	6,820	-	59	7,985	65,550	-	3,636,914
Preference Shares Quoted	-	-	-	-	-	-	-	-	-	521
Preference Shares Unquoted	-	-	-	-	-	-	-	-	-	-
Loans Secured & Unsecured	9,429	9,965	-	8,810	-	-	938,404	385,849	653	2,158,325
Mortgages	-	-	-	150,355	-	-	-	237,418	-	1,652,986
Term Deposits	358,140	168,771	374,675	236,808	-	132,191	98,848	945,257	214,108	16,851,751
Cash and Cash Balances	153,548	119,421	109,187	37,360	-	49,879	2,388	473,011	45,429	6,329,559
Outstanding Premiums	299,147	552,010	332,384	268,187	-	626,936	470,519	2,144,109	399,804	37,791,859
Other Receivables	387	7,423	-	-	-	3,250	35,553	1,703,315	161,457	6,446,395
Other Assets	84,040	746,858	248,521	31,798	-	38,259	34,397	656,244	97,376	9,397,000
Intangible Assets	2,040	22,093	56,475	72,456	-	48,298	7,129	422,296	30,730	7,410,993
Total Assets	1,560,580	2,798,793	1,273,535	2,238,413	-	1,464,055	4,478,363	16,558,170	2,151,614	224,957,581

Amounts in thousand Shillings