



Insurance Industry Report for the Period

January – June 2017

Second Quarter Release

August 2017

INTRODUCTION

About Insurance Regulatory Authority

The Insurance Regulatory Authority (IRA) is a State Corporation whose mandate is to regulate, supervise and promote the development of the insurance industry in Kenya. The key players regulated by IRA are insurance companies, re-insurance companies, insurance brokers, insurance agents, motor assessors, insurance investigators, insurance surveyors, loss adjustors, claim settling agents and risk managers.

The Authority has been working with various stakeholders locally, regionally and internationally to put in place policies that will enhance the regulatory environment for the insurance sector growth and enhance insurance access in the country.

About this Release

This is the 2017 second quarter industry release which provides market information and statistical overview of the insurance industry in Kenya for the period January to June 2017. This report includes data for all the insurers and reinsurers regulated by the authority with the exception of Phoenix Assurance Company and Xplico Insurance Company whose returns had not been submitted by the date of this report.

Reliance and limitations

The insurance information contained in this report has been extracted from the quarterly unaudited returns submitted to the Authority in line with Section 54 of the Insurance Act. No adjustments have been made to the returns' data except where necessary in consultation with the insurer(s) or reinsurer(s).

The publication of any summary of the returns in this report does not necessarily mean that the returns so summarized have satisfied all the requirements of the Insurance Act, or that the Commissioner of Insurance approves the accuracy or the contents of the returns.

All the amounts are given in thousand Kenya shillings ('000' KES) except where otherwise stated.

Industry Highlights

The Authority, in partnership with other stakeholders, has continued to undertake various initiatives aimed at developing the insurance industry in Kenya.

During the first quarter of 2017, the following activities were undertaken by IRA in line with its mandate to promote the development of the insurance sector in Kenya.

Executive Certificate of Proficiency in Insurance

During the quarter under review, ECOP training was conducted in Isiolo County as detailed below:

County	No. of Participants	Period
Isiolo	88	23rd May - 3rd June, 2017

Trainings and Other Stakeholders workshops

The following trainings and workshops for various stakeholders were conducted during the second quarter of 2017:

County	Training	Period
Mombasa	Police Training	15 th - 19 th May, 2017
Kisumu	Police Training	24 th - 28 th April, 2017
Kiambu	Champions, Mobile Clinic and Roadshow	7 th - 10 th May, 2017

Recently Developed/Repackaged Insurance Products

During the second quarter of the year 2017 the following new/repackaged insurance products were filed with the Authority by various insurance companies:

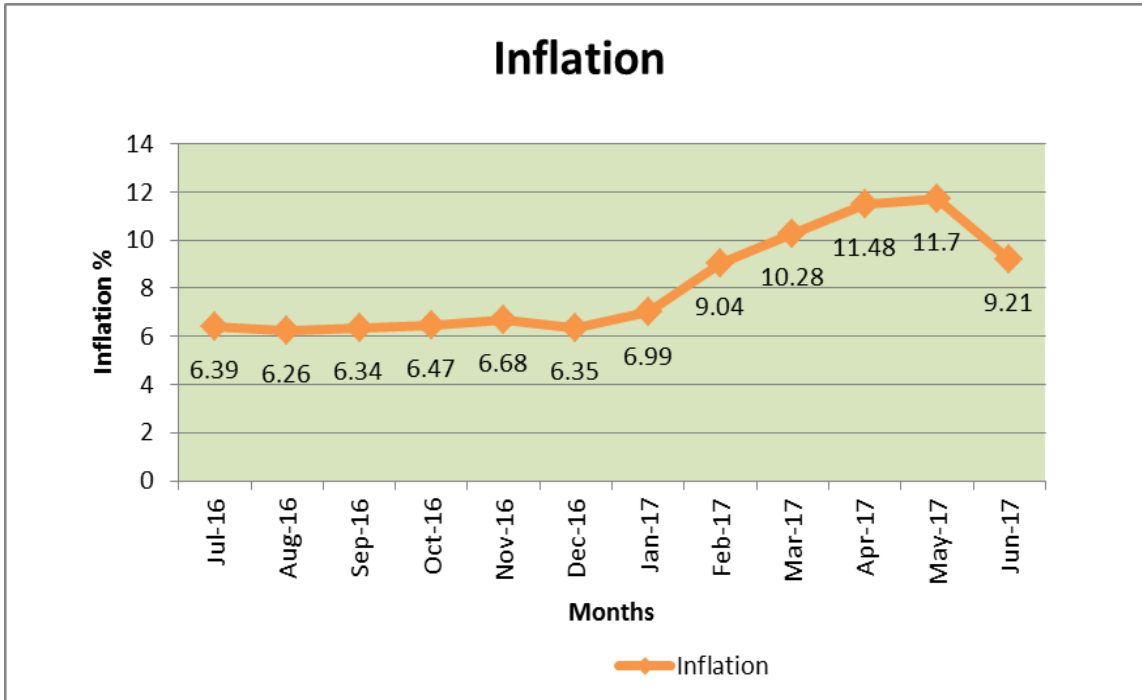
New/Repackaged product	Class of Business	Company
Allianz Care & Health	Medical	Allianz
Allianz Worldwide Care	Medical	Allianz
Life Care	Permanent Health	The Kenyan Alliance - Life
Hifadhi	Personal Accident	Resolution
Lengo Education & Savings Plan	Individual Life	UAP-Old Mutual
Income Drawdown	Bundled	ICEA Life
Almasi Motor Products	Motor Private	Resolution Insurance
Dhahabu Motor Commercial	Motor Commercial	Resolution
Deposit Administration	Pension	UAP-Old Mutual

ECONOMIC AND MARKET ANALYSIS

Some key economic indicators' trends are analyzed as follows:

Inflation:

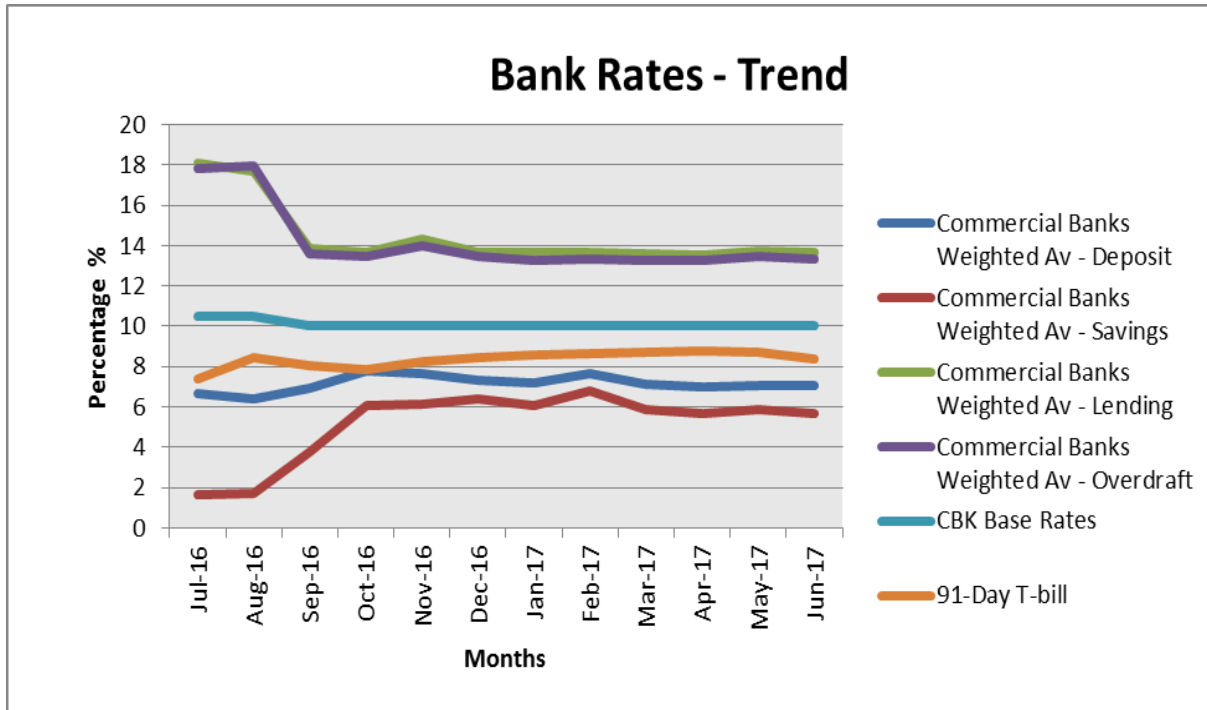
The *consumer price index (CPI)* is used to determine the rate of inflation in an economy. This index measures changes in the price level of consumer goods and services purchased by households in a given period relative to a base period.



Source: KNBS

The first half of the year has been characterized by rising inflation compared to the steady inflation rates experienced in the last half of 2016. The year opened with an inflation rate of 6.99% that peaked in May at 11.70%. The end of quarter two inflation rate was 9.21%. The rising inflation may be attributed to the soaring food prices during the first half of 2017.

Bank Rates

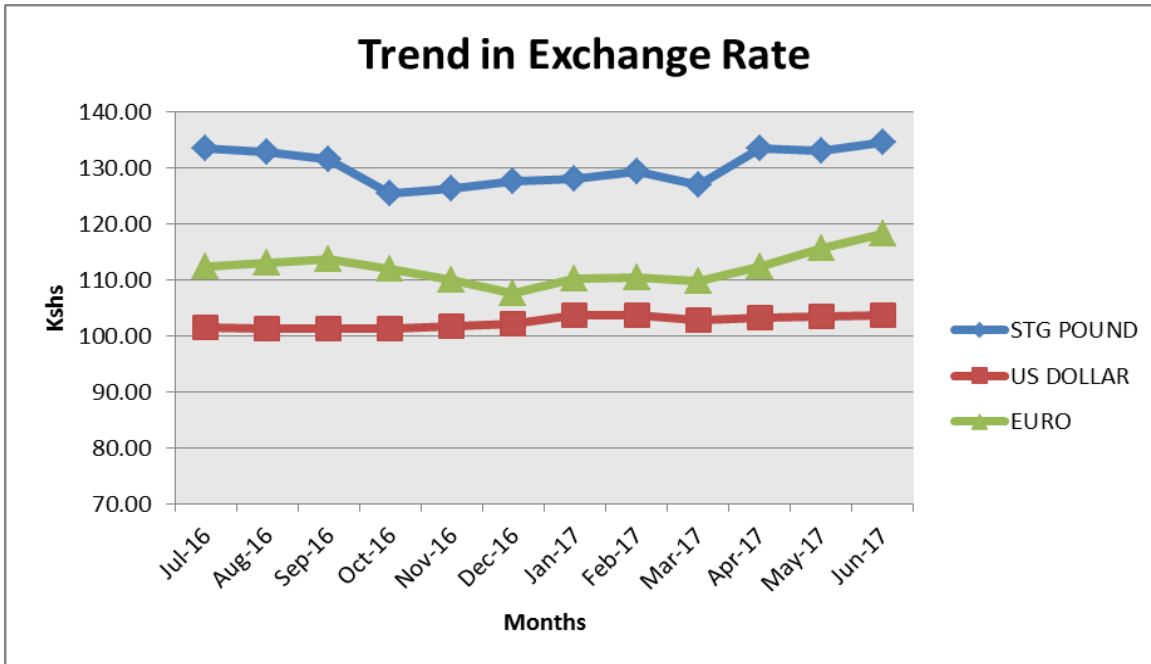


Source: CBK

Stabilization has been realized in the commercial bank lending rate after the interest rate capping law was passed. The first half of 2017 has seen the commercial banks' lending rates fluctuate slightly between 13.5% and 13.7%. The monetary policy committee (MPC) of the Central Bank has not issued policy pronouncements to change the central bank rate that has been maintained at 10%.

The money market yield gently sloped during the second quarter of 2017 from 8.77% in April to 8.40% in June. The average quarterly 91-day T-bill rate was slightly higher in the first quarter of 2017 than the second quarter of 2017.

Exchange Rates:

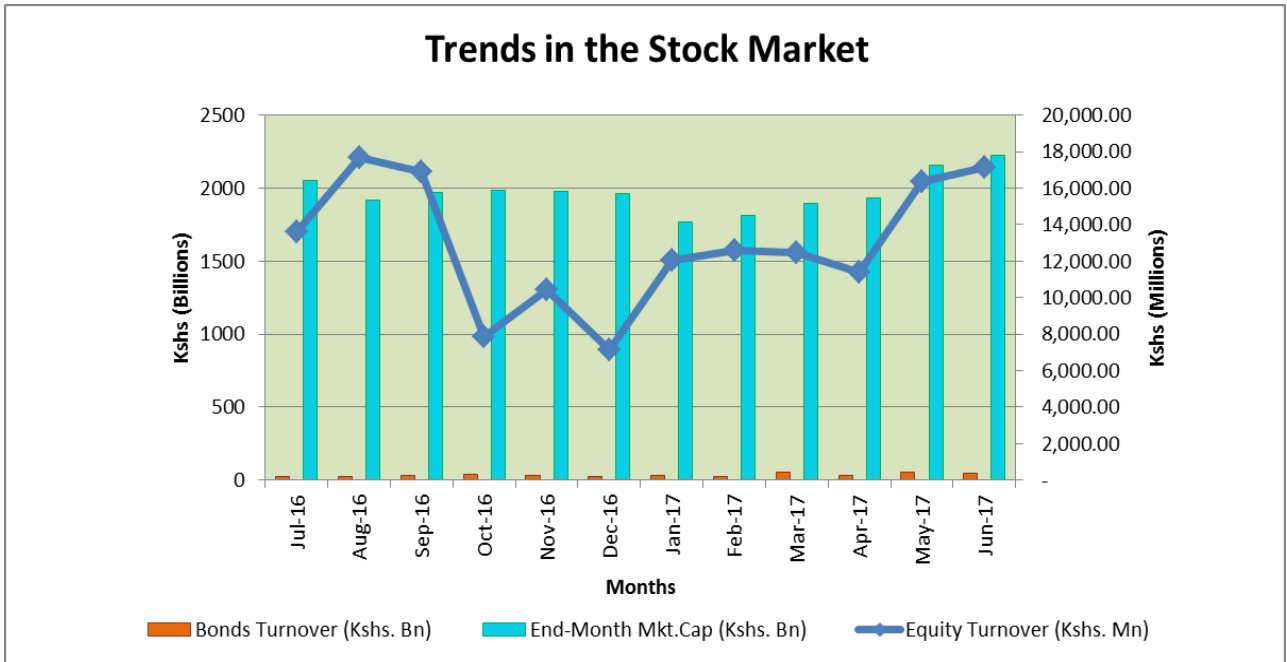


Source: CBK

The Kenyan shilling generally depreciated against the Dollar and the Euro during the second quarter of 2016. The shilling opened the quarter at KES 103.22 to the Dollar and KES 112.37 to the Euro and closed at KES 103.68 and KES 118.31 to the Dollar and Euro respectively.

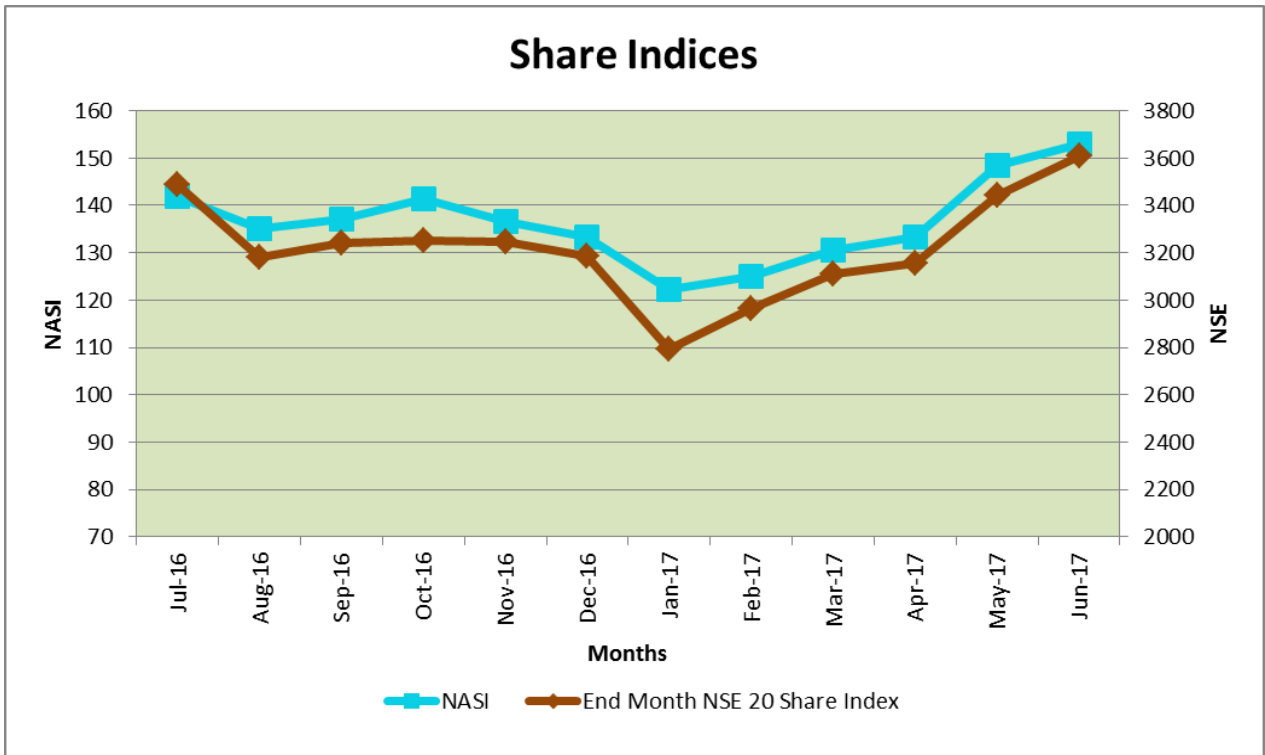
Capital Markets:

Performance of the Kenyan Capital Market maintained an uptick during the first six months 2017 despite the political activity in the country during the election year. The end of quarter equity and bond turnover was KES 17.14 billion and KES 48.53 billion respectively. The market capitalization at the end of June 2017 was KES 22.21 billion, the highest market capitalization in a period of 22 months.



Source: CMA

The NSE and NASI maintained an upward trend in the first half of the year closing at 3,607.18 and 152.92 respectively as at the end of June 2017.

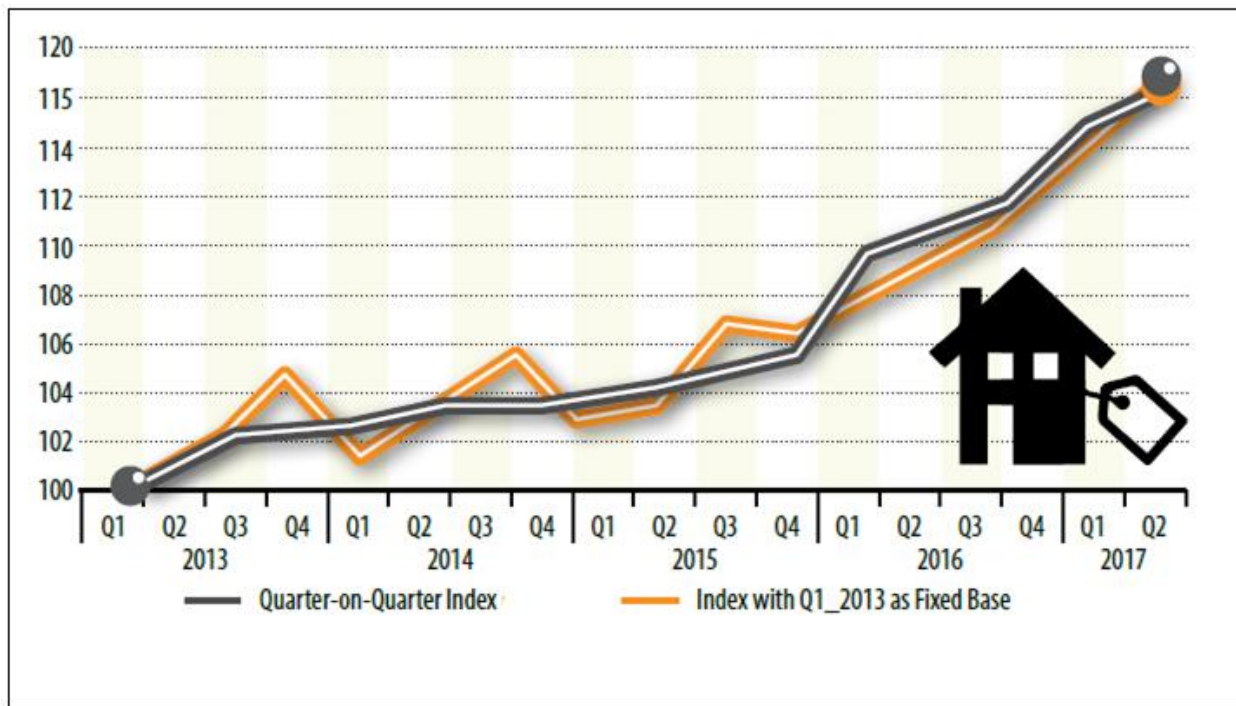


Source: CMA

Real Estate Market:

According to the Kenya Bankers Association housing price index (KBA-HPI), house prices increased by 0.98% in the second quarter of 2017 compared to a price change of 1.10% in the first three months of 2017. This indicates the effects of price stabilization that began in the previous year. The first half of the year has seen the supply side in the real estate sector giving preference to rental yields owing to the shrinking capital gains.

The trend in house prices is illustrated in the ensuing chart.



Source: KBA

ANALYSIS OF KEY INSURANCE INDICATORS

The industry data is summarized in the following table:

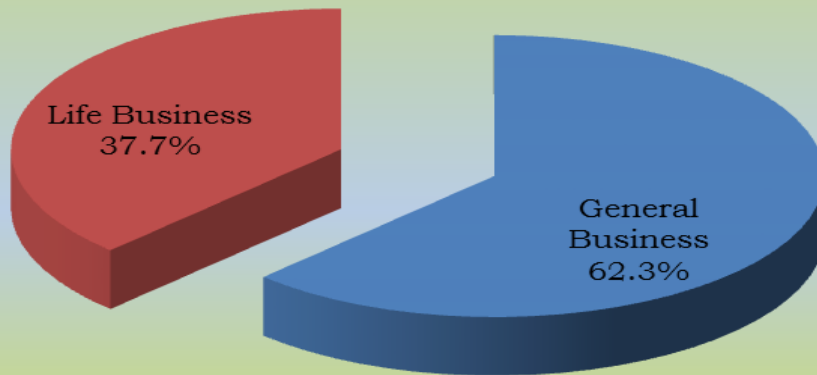
Key Performance Indicators								
Indicator	Long term Business				General business			
	2017 Q2	2016 Q2	2015 Q2	Annual Change (%)	2017 Q2	2016 Q2	2015 Q2	Annual Change (%)
	KES '000'	KES '000'	KES '000'	(2016/2017)	KES '000'	KES '000'	KES '000'	(2016/2017)
Insurers								
Gross Premium Income	41,114,126	32,601,233	29,739,454	26.11	67,931,831	63,904,830	58,639,618	6.30
Net Premium Income	38,039,350	30,063,732	27,400,364	26.53	48,215,936	48,023,459	43,230,340	0.40
Net Earned Premium Income (GB)	-	-	-	-	45,072,552	43,150,459	39,112,932	4.45
Claims Incurred (GB)	-	-	-	-	28,629,315	26,880,590	24,390,529	6.51
Benefit Payment (LT)	21,298,879	18,768,173	14,760,369	13.48	-	-	-	-
Commissions	2,540,559	2,656,476	2,238,414	-4.36	3,337,817	3,522,938	3,007,281	-5.25
Management Expenses	6,043,313	5,798,336	4,995,877	4.22	13,984,555	12,317,846	11,125,699	13.53
Underwriting Profits (GB)	-	-	-	-	(879,133)	429,090	589,424	-304.88
Profit Before Tax (EBT)	2,649,439	2,796,729	2,113,256	-5.27	4,020,867	4,248,134	4,154,478	-5.35
Profit After Tax (PAT)	2,414,360	1,837,996	1,791,549	31.36	2,796,463	3,085,450	3,123,971	-9.37
Shareholders' Funds	43,059,794	39,514,214	31,472,617	8.97	67,120,732	65,724,171	60,538,751	2.12
Total Assets	329,831,332	285,812,884	253,577,573	15.40	183,865,694	169,132,854	158,636,621	8.71
Total Liabilities	286,771,538	246,298,672	222,104,951	16.43	116,744,962	103,408,683	98,097,870	12.90
Investments	292,818,189	252,645,763	232,881,779	15.90	117,542,720	110,839,330	105,523,160	6.05
Reinsurers								
Gross Premium Income	1,595,596	1,409,319	1,185,745	13.22	8,529,888	8,094,606	8,087,953	5.38
Net Premium Income	1,483,036	1,255,370	1,013,962	18.14	8,240,250	7,622,491	7,723,915	8.10
Net Earned Premium Income (GB)	-	-	-	-	7,829,314	7,457,416	7,124,402	4.99
Claims Incurred (GB)	-	-	-	-	4,171,766	4,242,449	3,800,929	-1.67
Benefit Payment (LT)	503,075	582,207	360,963	-13.59	-	-	-	0.00
Commissions	461,366	398,816	313,835	15.68	2,254,825	2,152,855	2,099,128	4.74
Management Expenses	175,747	142,912	166,094	22.98	880,573	625,085	546,313	40.87
Underwriting Profits (GB)	-	-	-	-	522,150	437,027	678,030	19.48
Profit Before Tax (EBT)	439,491	526,943	340,117	-16.60	2,290,782	2,134,507	2,241,925	7.32
Profit After Tax (PAT)	319,343	383,835	264,751	-16.80	1,603,139	1,494,156	1,581,713	7.29
Shareholders' Funds	5,108,520	4,565,754	3,788,325	11.89	25,962,160	22,877,055	21,534,483	13.49
Total Assets	9,893,773	8,771,879	7,745,726	12.79	40,791,094	37,929,229	35,505,726	7.55
Total Liabilities	4,785,253	4,206,126	3,957,400	13.77	14,828,934	15,052,174	13,971,242	-1.48
Investments	9,023,505	8,317,513	7,287,767	8.49	31,288,865	29,023,262	27,839,923	7.81

Industry Gross Premium Income

In the first half of 2017, insurance premium grew by 13% which was largely driven by an accelerating long term insurance business segment growth. As compared to the general insurance business segment that grew by 6.3%, the long term business counterpart grew by 26.1% during the period to June 2017. However, the general insurance business sector contributes the largest portion of insurance premium at 62.3% of the total industry premium.

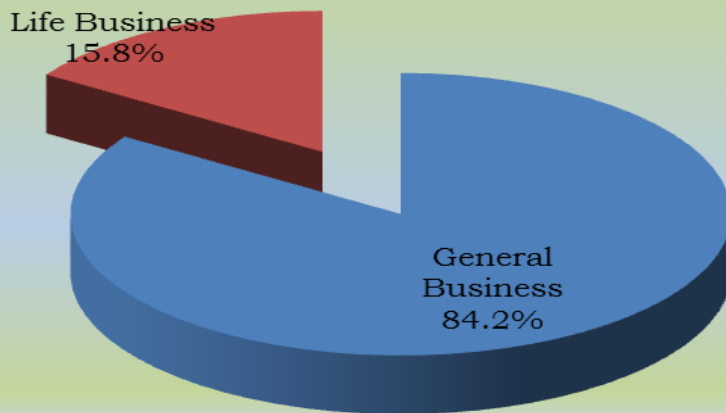
The following chart shows the distribution of gross premium income written by insurers:

Gross Premium Income for Insurers



The distribution of gross premium income under reinsurance business is shown in the following chart:

Gross Premium Income for Reinsurers



Reinsurers reported premium income of KES 10.13 billion during the first six months of 2017. This was a growth of 6.5% from the KES 9.50 billion reported by the end of June 2016. The gross premium income reported under life reinsurance business amounted to KES 1.60 billion while that under general reinsurance business was KES 8.53 billion.

Claims experience and underwriting expenses

The loss ratio under general insurance for the period under review was 63.5% (2016: 62.3%). Claims incurred by general insurers were KES 45.07 billion in the second quarter of 2017, an increase of 4.5% compared to KES 43.15 billion incurred during the previous year.

Underwriting expenses comprise of management expenses and commissions (business acquisition costs). The net spending on commissions decreased by 4.9% from KES 6.18 billion spent in commissions in the first half of 2016 to KES 5.88 billion a year later. Management expenses grew by 10.6% from KES 18.12 billion reported in the first half of 2016 to KES 20.03 in the corresponding period of 2017.

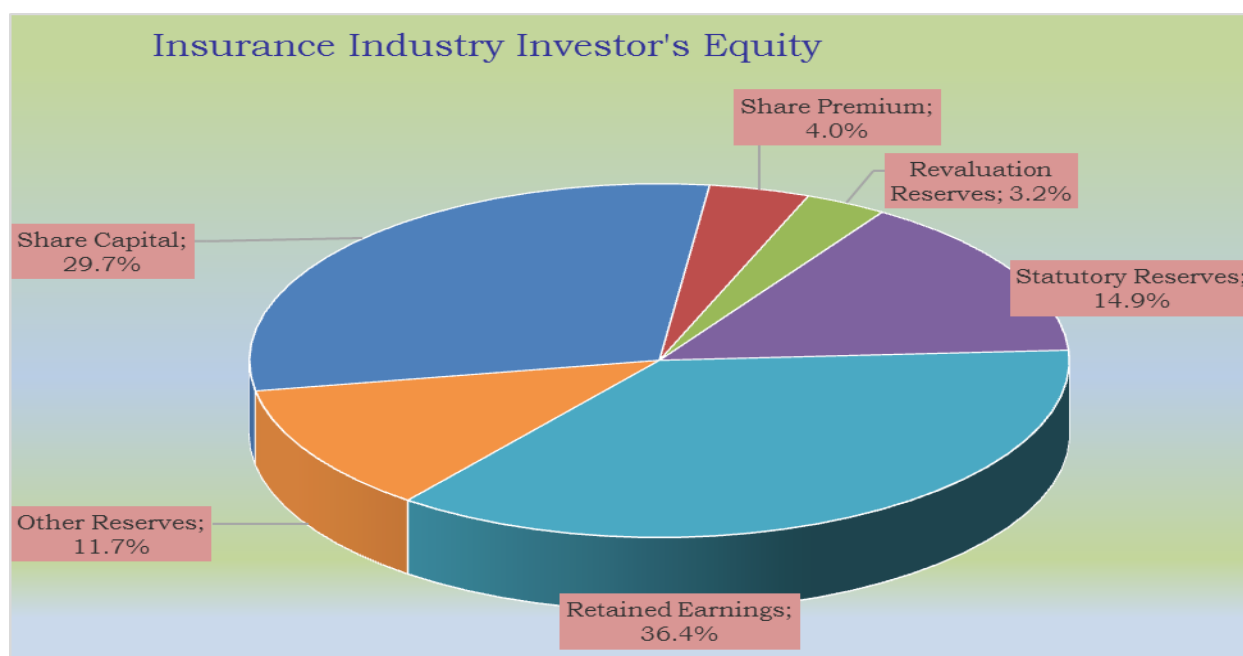
Commissions and management expense ratios under general insurance business were 7.4% and 31.0% respectively resulting to a combined ratio of 102.0%.

Shareholders' Funds

Investors' equity funds grew by 6.5% to stand at KES 141.25 billion as at the end of June 2017 from the KES 132.68 billion reported in the first half of 2016.

Some of the key components of shareholders' funds were retained earnings at 36.4%, paid up capital at 29.7% and statutory reserves at 14.9%.

The distribution of industry investor's equity is shown in the following chart:



Assets and Liabilities

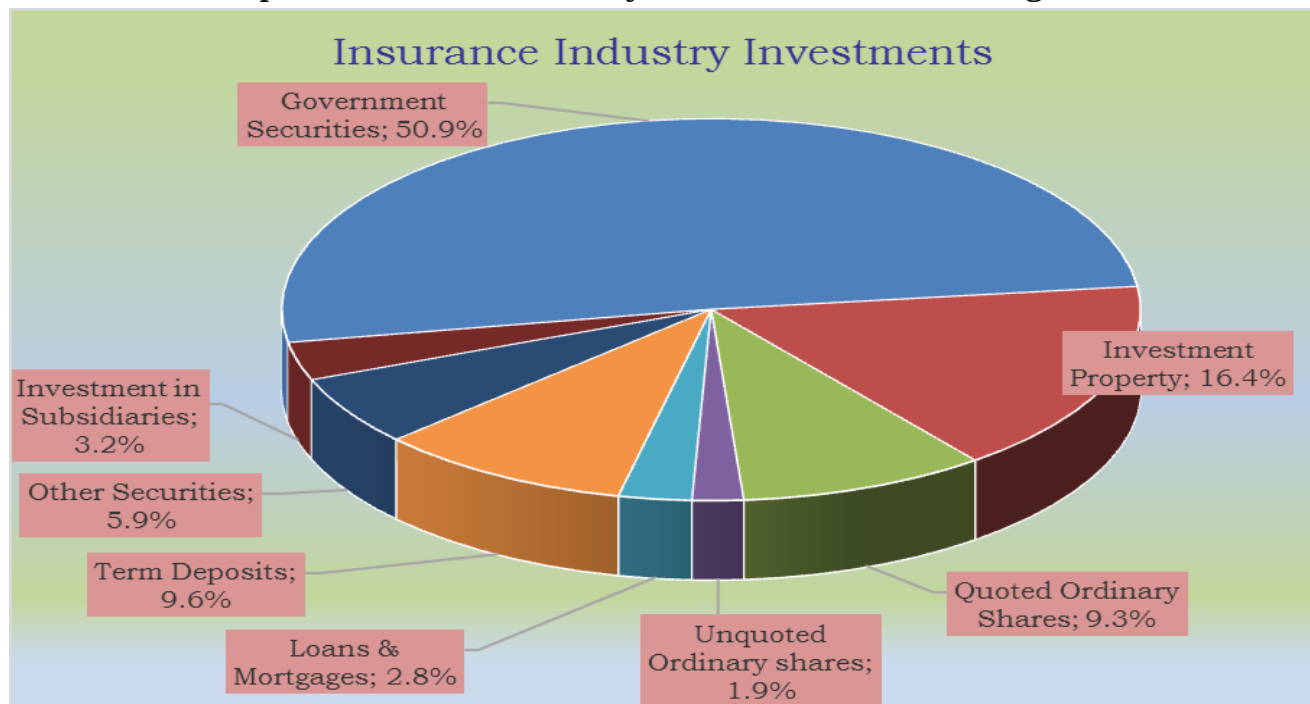
The insurance industry asset base increased by 12.5% to KES 564.38 billion as at the end of June 2017 from the KES 501.65 billion held as at the end of June 2016. 79.8% (KES 450.67 billion) of these assets were held in income generating investments.

The total insurance industry's liabilities grew by 14.7% to KES 423.13 billion from KES 368.97 billion registered in the corresponding period of 2016.

Investments

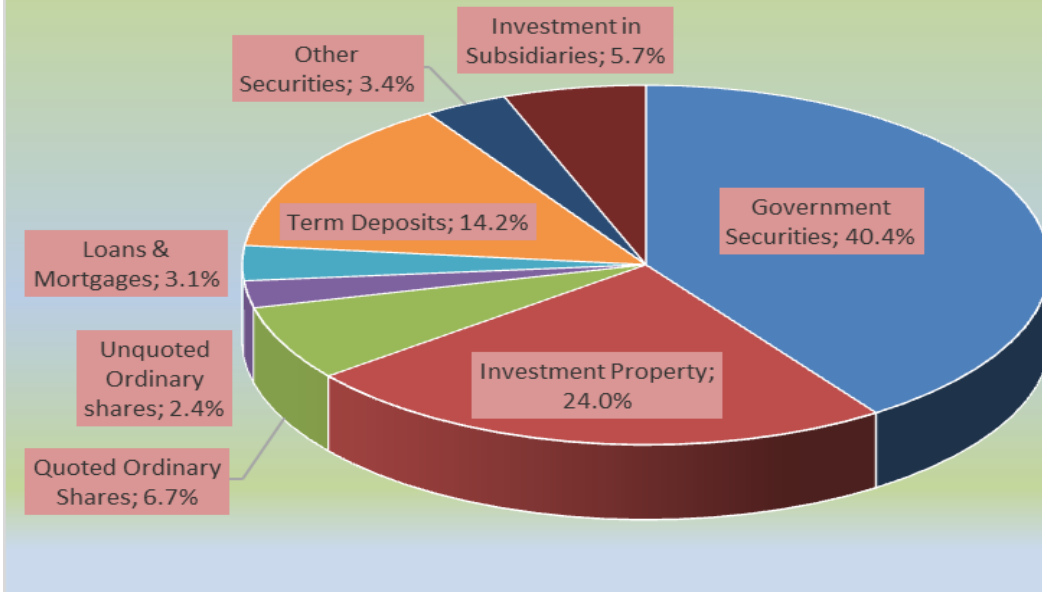
Investments by the industry insurers and reinsurers grew by 12.4% from KES 400.83 billion reported in the second quarter of 2016 to KES 450.67 billion in 2017. Asset classes with the highest investment proportions were; government securities (50.9%), investment property (16.4%), term deposits (9.6%) and ordinary shares (9.3%)

The investment portfolio for the industry is shown in the following chart:



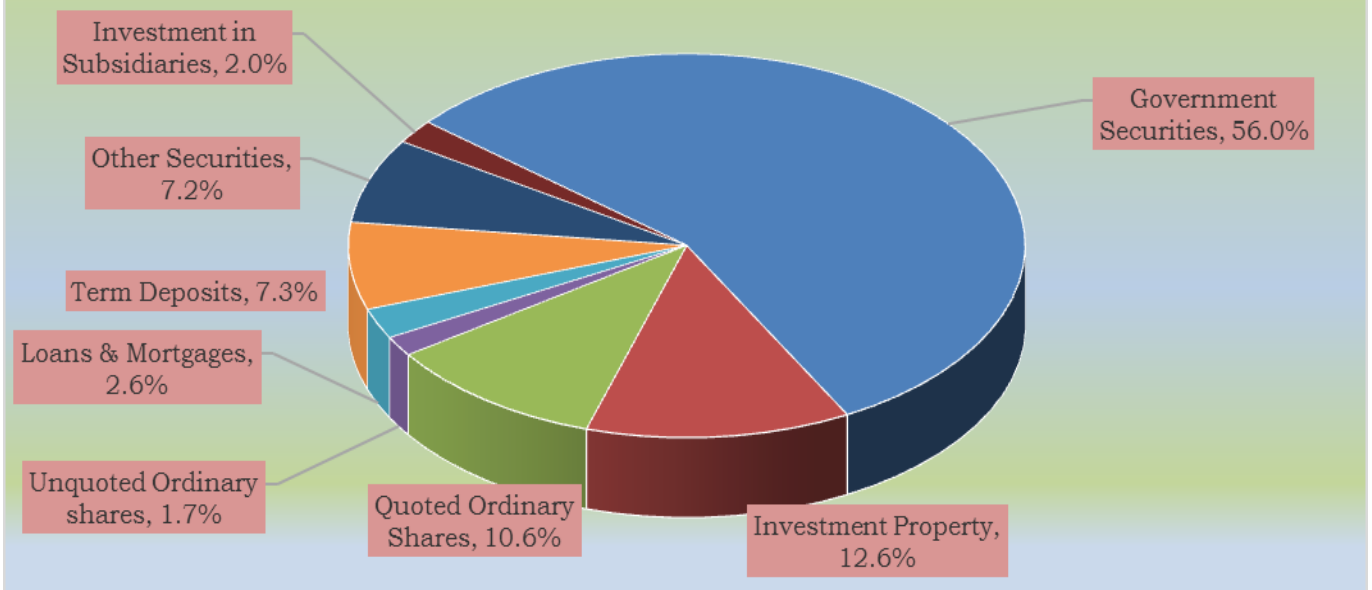
The following chart shows the distribution of the investments held by the general insurance business underwriters:

General Insurance Business Investments



The following chart displays the distribution of the investments held by the long term underwriters:

Long term Insurance Business Investments



Key Industry Operating Ratios

The industry key operating ratios for both long term and general insurance businesses for the second quarter of 2017 are summarized in the following table:

Indicator	Long Term Business			General business		
	2017 Q2	2016 Q2	2015 Q2	2017 Q2	2016 Q2	2015 Q2
Insurers (%)						
Retention Ratio	92.52	92.22	92.13	70.98	75.15	73.72
Incurred Claims Ratio (GB)	-	-	-	63.52	62.30	62.36
Commission Ratio	6.68	8.84	8.17	7.41	8.16	7.69
Management Expense Ratio	15.89	19.29	18.23	31.03	28.55	28.45
Combined Ratio (GB)	-	-	-	101.95	99.01	98.49
Shareholders' funds to Total Assets	13.06	13.83	12.41	36.51	38.86	38.16
Return on Assets (ROA)	0.86	1.04	0.99	2.28	2.59	2.89
Return on Equity (ROE)	5.85	5.18	6.43	4.21	4.89	6.05
Reinsurers (%)						
Retention Ratio	92.95	89.08	85.51	96.60	94.17	95.50
Incurred Claims Ratio (GB)	-	-	-	53.28	56.89	53.35
Commission Ratio	31.11	31.77	30.95	28.80	28.87	29.46
Management Expense Ratio	11.85	11.38	16.38	11.25	8.38	7.67
Combined Ratio (GB)	-	-	-	93.33	94.14	90.48
Shareholders' funds to Total Assets	51.63	52.05	48.91	63.65	60.32	60.65
Return on Assets (ROA)	4.71	6.38	5.14	5.82	5.81	7.39
Return on Equity (ROE)	6.60	9.19	8.04	6.56	6.73	8.75

Definition of Ratios

Retention ratio = $(\text{Net premium} / \text{Gross premium}) * 100$

Net Incurred claims ratio = $(\text{Net Incurred claims} / \text{Net earned premium}) * 100$

Net Commission ratio (general) = $(\text{Net Commissions} / \text{Net earned premium}) * 100$

Net Commission ratio (long term) = $(\text{Net Commissions} / \text{Net premium}) * 100$

Management expense ratio (general) = $(\text{Management expense} / \text{Net earned premium}) * 100$

Management expense ratio (long term) = $(\text{Management expense} / \text{Net premium}) * 100$

Combined ratio (general) = $(\text{Net incurred claims ratio} + \text{Net commissions ratio} + \text{Management expense ratio})$

Shareholders' funds to total assets = $(\text{Shareholders' funds} / \text{Total assets}) * 100$

Return on assets = $(\text{Profit before tax} / \text{average total assets}) * 100$

Return on equity = $(\text{Profit after tax} / \text{average equity}) * 100$

Statistical Appendices

Appendix 1: Summary of General Insurance Business Profit & Loss Accounts for the Period Ended 30.06.2017

Appendix 2: Summary of Long Term Insurance Business Profit & Loss Accounts For the Period Ended 30.06.2017

Appendix 3: Summary of Long Term Insurance Business Gross Premium Income for the Period Ended 30.06.2017

Appendix 4: Summary of Long Term Insurance Business Market Share per Class for the Period Ended 30.06.2017

Appendix 5: Summary of Life Assurance Business Revenue Accounts for the Period Ended 30.06.2017

Appendix 6: Summary of Annuities Business Revenue Accounts for the Period Ended 30.06.2017

Appendix 7: Summary of Group Life Business Revenue Accounts for the Period Ended 30.06.2017

Appendix 8: Summary of Group Credit Business Revenue Accounts for the Period Ended 30.06.2017

Appendix 9: Summary of Investments Business Revenue Accounts for the Period Ended 30.06.2017

Appendix 10: Summary of Permanent Health Business Revenue Accounts for the Period Ended 30.06.2017

Appendix 11: Summary of Pensions Business Revenue Accounts for the Period Ended 30.06.2017

Appendix 12: Summary of Combined Long Term Business Revenue Accounts for the Period Ended 30.06.2017

Appendix 13: Summary of Gross Premium Income under General Insurance Business for the Period Ended 30.06.2017

Appendix 14: Summary of General Insurance Business Market Share per Class for the Period Ended 30.06.2017

Appendix 15: Summary of Claims Paid Under General Insurance Business for the Period Ended 30.06.2017

Appendix 16: Summary of Claims Incurred Under General Insurance Business for the Period Ended 30.06.2017

Appendix 17: Summary of Incurred Claims Ratios under General Insurance Business for the Period Ended 30.06.2017

Appendix 18: Summary of Underwriting Profits under General Insurance Business for the Period Ended 30.06.2017

Appendix 19: Summary of General Insurance Business Revenue Accounts for the Period Ended 30.06.2017

Appendix 20: Summary of Long Term Insurance Business Balance Sheets as at 30.06.2017

Appendix 21: Summary of General Insurance Business Balance Sheets as at 30.06.2017

APPENDIX 1: SUMMARY OF GENERAL INSURANCE BUSINESS PROFIT & LOSS ACCOUNTS FOR THE PERIOD ENDED 30.06.2017																
Company	Profit Transferred from Revenue	Investment Income	Other Income	Total Income	Loss Transferred From Revenue	Management Expenses	Total Outgo	Profit / (Loss) Before Taxation	Provision for Taxation	Profit/(Loss) After Taxation	Unappropriated Profit/(Loss) BF	Transfer To Reserves	Other Appropriations	Dividend	Unappropriated Profit/(Loss) CF	
INSURERS																
AAR INSURANCE KENYA	101,929	-	16,608	118,536	-	-	-	118,536	-	118,536	(2,352)	-	-	-	116,184	
AFRICAN MERCHANT ASSURANCE	-	-	-	-	114,478	-	114,478	(114,478)	-	(114,478)	561,094	-	-	-	446,617	
AIG INSURANCE COMPANY	167,722	156,118	(3,606)	320,233	-	-	-	320,233	96,070	224,163	1,215,782	-	-	-	1,439,946	
ALLIANZ INSURANCE COMPANY	-	-	-	-	108,177	-	108,177	(108,177)	15,486	(123,663)	(27,606)	-	-	-	(151,268)	
APA INSURANCE COMPANY	-	454,161	822	454,983	59,364	-	115,662	339,321	80,041	259,280	3,818,038	-	-	200,000	3,877,318	
BRITAM GENERAL INSURANCE	46,923	-	-	46,923	-	-	-	46,923	(29,840)	76,762	246,958	-	-	-	323,720	
CANNON ASSURANCE COMPANY	-	62,217	-	62,217	248,736	-	248,736	(186,519)	-	(186,519)	32,810	-	-	-	(153,709)	
CIC GENERAL INSURANCE COMPANY	179,458	-	-	179,458	-	-	-	179,458	-	179,458	2,197,581	-	-	-	2,377,039	
CORPORATE INSURANCE COMPANY	27,843	-	-	27,843	-	-	-	27,843	-	27,843	526,734	-	-	-	554,578	
DIRECTLINE ASSURANCE COMPANY	271,279	73,025	18,415	362,720	-	30,618	30,618	332,102	98,574	233,528	731,479	-	-	-	965,007	
FIDELITY SHIELD INSURANCE	-	94,732	-	94,732	99,141	21,039	160,524	(65,792)	-	(65,792)	461,593	-	-	-	395,801	
FIRST ASSURANCE COMPANY	-	108,430	-	108,430	117,691	-	117,691	(9,261)	(2,778)	(6,483)	811,994	-	-	-	805,511	
GA INSURANCE COMPANY	633,387	-	6,580	639,968	-	-	-	639,968	209,018	430,950	1,089,453	27,776	-	-	1,492,627	
GEMINIA INSURANCE COMPANY	63,550	-	-	63,550	-	-	-	63,550	19,065	44,485	441,141	-	-	-	485,626	
HERITAGE INSURANCE COMPANY	445,704	-	-	445,704	-	14,041	14,041	431,663	94,470	337,193	2,024,681	-	-	-	2,361,873	
ICEA LION GENERAL INSURANCE	17,585	404,431	-	422,015	-	62,394	77,582	344,434	110,219	234,215	2,146,658	-	-	-	2,380,873	
INTRA-AFRICA ASSURANCE	9,414	10,808	5,433	25,655	-	(5,123)	(4,457)	30,112	9,034	21,078	87,108	-	-	-	108,187	
INVESCO ASSURANCE COMPANY	-	14,668	100	14,768	21,915	-	21,915	(7,147)	(2,144)	(5,003)	(1,336,363)	-	-	-	(1,341,366)	
JUBILEE INSURANCE COMPANY	1,009,085	-	-	1,009,085	-	-	-	1,009,085	229,756	779,329	3,530,573	-	-	-	4,309,902	
KENINDIA ASSURANCE COMPANY	67,302	-	5,289	72,591	-	4,998	36,818	35,773	10,732	25,041	1,858,986	-	-	-	1,884,027	
KENYA ORIENT INSURANCE	18,765	15,389	30	34,185	-	54,851	54,851	(20,666)	(6,200)	(14,466)	(160,259)	-	-	-	(174,725)	
MADISON INSURANCE COMPANY	31,617	-	-	31,617	-	-	-	31,617	-	31,617	761,937	-	-	-	793,554	
MAYFAIR INSURANCE COMPANY	126,557	90,399	-	216,956	-	567	16,888	200,069	60,021	140,048	884,909	-	-	100,000	924,957	
OCCIDENTAL INSURANCE COMPANY	99,067	-	509	99,575	-	30,217	44,998	54,578	16,373	38,204	340,918	-	-	-	379,123	
PACIS INSURANCE COMPANY	-	-	-	-	17,156	724	17,880	(17,880)	(5,147)	(12,734)	389,461	-	-	-	376,728	
PHOENIX OF EAST AFRICA	-	-	-	-	-	-	-	-	-	-	-	-	-	-	-	
PIONEER INSURANCE COMPANY	-	-	-	-	27,937	-	27,937	(27,937)	-	(27,937)	-	-	-	-	(27,937)	
RESOLUTION INSURANCE COMPANY	-	-	-	-	188,832	-	188,832	(188,832)	-	(188,832)	(904,077)	-	-	-	(1,092,909)	
SAHAM INSURANCE COMPANY	31,813	-	-	31,813	-	-	-	31,813	9,544	22,269	149,779	-	-	-	172,048	
SANLAM INSURANCE COMPANY	5,945	-	-	5,945	-	-	-	5,945	-	5,945	(274,289)	-	-	-	(268,344)	
TAKAFUL INSURANCE OF AFRICA	-	-	35,447	35,447	45,896	14,331	60,227	(24,779)	75,584	(100,363)	(23,154)	-	-	-	(123,517)	
TAUSI ASSURANCE COMPANY	5,237	111,601	-	116,838	-	2,728	7,394	109,444	23,528	85,916	372,332	-	-	72,000	386,249	
THE KENYAN ALLIANCE INSURANCE	65,173	-	-	65,173	-	-	-	65,173	19,552	45,621	930,673	-	-	10,000	966,294	
THE MONARCH INSURANCE	30,048	8,420	-	38,469	-	6,946	11,124	27,344	-	27,344	57,312	-	-	-	84,657	
TRIDENT INSURANCE COMPANY	50,883	15,049	5,295	71,228	-	35,351	35,351	35,876	-	35,876	1,467,160	-	-	-	1,503,036	
UAP INSURANCE COMPANY	-	456,179	10,277	466,457	154,982	-	154,982	311,475	93,442	218,032	4,787,884	-	-	-	5,005,916	
XPLICO INSURANCE COMPANY	-	-	-	-	-	-	-	-	-	-	-	-	-	-	-	
TOTAL	3,506,286	2,075,627	101,199	5,683,114	1,204,305	273,682	1,662,249	4,020,867	1,224,400	2,796,463	29,196,928	27,776	-	382,000	31,583,623	
REINSURERS																
CONTINENTAL REINSURANCE	109,615	-	-	109,615	-	32,905	32,905	76,710	23,013	53,697	-	-	-	-	53,697	
EAST AFRICA REINSURANCE	321,243	-	9,640	330,883	-	-	19,024	311,859	93,558	218,301	1,283,536	(25,771)	-	60,000	1,467,608	
KENYA REINSURANCE CORPORATION	1,866,316	-	35,896	1,902,213	-	-	-	1,902,213	571,072	1,331,141	18,226,843	-	-	-	19,557,984	
TOTAL	2,297,174	-	45,536	2,342,711	-	32,905	51,929	2,290,782	687,643	1,603,139	19,510,379	(25,771)	-	60,000	21,079,289	
GRAND TOTAL	5,803,460	2,075,627	146,735	8,025,825	1,204,305	306,587	1,714,178	6,311,649	1,912,043	4,399,602	48,707,307	2,005	-	442,000	52,662,912	

Amounts in Thousand Shillings

APPENDIX 2: SUMMARY OF LONG TERM INSURANCE BUSINESS PROFIT & LOSS ACCOUNTS FOR THE PERIOD ENDED 30.06.2017															
Company	Profit Transferred from Revenue	Investment Income	Other Income	Total Income	Loss Transferred From Revenue	Management Expenses	Total Outgo	Profit / (Loss) Before Taxation	Provision for Taxation	Profit/(Loss) After Taxation	Unappropriated Profit/(Loss) BF	Transfer To Reserves	Other Appropriations	Dividend	Unappropriated Profit / (Loss) CF
INSURERS															
APA LIFE ASSURANCE COMPANY	-	-	22,882	22,882	-	-	5,771	17,111	2,000	15,111	-	-	-	-	15,111
BARCLAYS LIFE	-	41,368	-	41,368	14,160	-	14,160	27,208	-	27,208	-	-	-	-	27,208
BRITAM LIFE ASSURANCE	837,931	250,647	-	1,088,578	-	-	-	1,088,578	266,939	821,639	-	-	-	-	821,639
CANNON ASSURANCE COMPANY	-	-	-	-	-	-	-	-	-	-	461,946	-	-	-	461,946
CAPEX LIFE ASSURANCE COMPANY	-	-	31,359	31,359	-	-	-	31,359	-	31,359	45,023	-	-	-	76,382
CIC LIFE ASSURANCE COMPANY	548,675	-	-	548,675	-	-	-	548,675	-	548,675	-	-	-	-	548,675
CORPORATE INSURANCE COMPANY	-	-	5,658	5,658	-	-	-	5,658	-	5,658	151,265	-	-	-	156,924
FIRST ASSURANCE COMPANY	-	-	-	-	-	-	-	-	5,828	(5,828)	-	(5,828)	-	-	-
GA LIFE ASSURANCE COMPANY	2,347	-	-	2,347	-	-	-	2,347	704	1,643	-	-	-	-	1,643
GEMINIA INSURANCE COMPANY	37,943	-	-	37,943	-	-	-	37,943	-	37,943	-	-	-	-	37,943
ICEA LION LIFE ASSURANCE	149,072	53,900	3,005	205,977	-	294	294	205,682	12,483	193,199	1,916,532	-	-	-	2,109,731
JUBILEE INSURANCE COMPANY	97,685	-	-	97,685	-	-	-	97,685	29,306	68,380	1,010,866	-	-	-	1,079,246
KENINDIA ASSURANCE COMPANY	30,000	-	-	30,000	-	-	-	30,000	-	30,000	68,753	-	(687)	55,880	43,560
KENYA ORIENT LIFE ASSURANCE	14,466	-	-	14,466	-	-	-	14,466	3,239	11,227	13,700	-	-	-	24,927
LIBERTY LIFE ASSURANCE COMPANY	-	-	290,315	290,315	-	-	-	290,315	21,278	269,037	(339,121)	270,415	-	-	(340,499)
MADISON INSURANCE COMPANY	-	-	-	-	174,502	-	174,502	(174,502)	(52,351)	(122,151)	62,000	(122,151)	-	-	62,000
METROPOLITAN INSURANCE	-	-	-	-	85,988	-	85,988	(85,988)	10,291	(96,279)	(921,553)	-	-	-	(1,017,832)
OLD MUTUAL LIFE ASSURANCE	98,647	135,278	-	233,924	-	4,201	4,201	229,724	-	229,724	(2,384,181)	-	-	-	(2,154,457)
PIONEER ASSURANCE COMPANY	-	-	-	-	-	-	-	-	-	-	265,300	-	-	-	265,300
PRUDENTIAL LIFE ASSURANCE	-	29,180	6,939	36,119	131,565	-	131,565	(95,446)	14,902	(110,347)	(893,094)	-	-	-	(1,003,441)
SAHAM ASSURANCE	-	-	-	-	-	-	-	-	-	-	(13,396)	-	-	-	(13,396)
SANLAM LIFE ASSURANCE	-	-	319,262	319,262	-	-	-	319,262	(79,538)	398,800	(952,418)	319,262	-	-	(872,880)
TAKAFUL INSURANCE OF AFRICA	23,211	-	-	23,211	-	5,074	5,074	18,137	-	18,137	34,045	(17,768)	-	-	69,950
THE KENYAN ALLIANCE INSURANCE	-	-	-	-	-	-	-	-	-	-	12,468	-	-	-	12,468
THE MONARCH INSURANCE	(29,878)	-	-	(29,878)	-	-	-	(29,878)	-	(29,878)	22,596	-	-	-	(7,282)
UAP LIFE ASSURANCE COMPANY	-	-	71,103	71,103	-	-	-	71,103	-	71,103	-	-	-	-	71,103
TOTAL	1,810,099	510,373	750,523	3,070,994	406,215	9,569	421,555	2,649,439	235,081	2,414,360	(1,439,269)	443,930	(687)	55,880	475,969
REINSURERS															
CONTINENTAL REINSURANCE	61,631	-	-	61,631	-	2,999	2,999	58,632	17,590	41,043	-	-	-	-	41,043
EAST AFRICAN REINSURANCE	21,958	89,927	824	112,708	-	-	275	112,433	37,643	74,791	428,292	24,860	-	-	478,222
KENYA REINSURANCE CORPORATION	268,426	-	-	268,426	-	-	-	268,426	64,917	203,509	3,496,869	-	-	-	3,700,378
TOTAL	352,015	89,927	824	442,765	-	2,999	3,274	439,491	120,150	319,343	3,925,161	24,860	-	-	4,219,643
GRAND TOTAL	2,162,114	600,300	751,347	3,513,759	406,215	12,568	424,829	3,088,930	355,231	2,733,703	2,485,892	468,790	(687)	55,880	4,635,612

Amounts in Thousand Shillings

APPENDIX 3: SUMMARY OF LONG TERM INSURANCE BUSINESS GROSS PREMIUM INCOME FOR THE PERIOD ENDED 30.06.2017									
Company	Life Assurances	Annuities	Pensions	Group Life	Group Credit	Permanent Health	Investments	Total	Market Share (%)
INSURERS									
APA LIFE ASSURANCE COMPANY	37,232	17,730	332,811	375,861	47,913	-	207	811,754	1.97
BARCLAYS LIFE	94,819	-	-	133,196	504,863	-	-	732,877	1.78
BRITAM LIFE ASSURANCE	3,759,191	569,315	2,994,709	584,822	545,311	-	295,852	8,749,201	21.28
CANNON ASSURANCE COMPANY	45,746	-	-	-	441	-	-	45,305	0.11
CAPEX LIFE ASSURANCE COMPANY	109,195	-	-	27,541	-	-	-	136,736	0.33
CIC LIFE ASSURANCE COMPANY	485,736	45,364	384,860	340,654	1,507,958	-	-	2,764,572	6.72
CORPORATE INSURANCE COMPANY	139,742	-	-	227	-	-	-	139,970	0.34
FIRST ASSURANCE COMPANY	-	-	-	47,908	9,200	-	-	57,108	0.14
GA LIFE ASSURANCE COMPANY	-	-	890,686	24,282	1,604	-	-	916,573	2.23
GEMINIA INSURANCE COMPANY	20,846	-	-	28,445	-	-	-	49,292	0.12
ICEA LION LIFE ASSURANCE	1,097,167	3,169,840	3,364,427	214,372	162,045	-	-	8,007,851	19.48
JUBILEE INSURANCE COMPANY	1,428,480	1,215,006	2,814,392	573,537	-	-	-	6,031,415	14.67
KENINDIA ASSURANCE COMPANY	457,220	237,514	1,484,587	32,337	-	-	-	2,211,658	5.38
KENYA ORIENT LIFE ASSURANCE	37,696	34,639	33,114	23,219	23,492	-	-	152,159	0.37
LIBERTY LIFE ASSURANCE COMPANY	192,775	7,470	700,823	218,191	222,193	-	922,843	2,264,295	5.51
MADISON INSURANCE COMPANY	513,785	490,385	136,785	24,361	70,659	-	9,649	1,245,624	3.03
METROPOLITAN INSURANCE	9,801	-	-	105,542	8,319	-	-	123,661	0.30
OLD MUTUAL LIFE ASSURANCE	348,685	-	-	148,283	-	-	453,389	950,357	2.31
PIONEER ASSURANCE COMPANY	353,932	19,030	106,023	424,385	297,633	-	42,755	1,243,758	3.03
PRUDENTIAL LIFE ASSURANCE	69,814	-	-	10,263	47,009	-	-	127,085	0.31
SAHAM ASSURANCE	23,060	-	81,829	11,690	516	-	-	117,095	0.28
SANLAM LIFE ASSURANCE	780,219	211,069	162,639	512,535	337,296	-	464,711	2,468,469	6.00
TAKAFUL INSURANCE OF AFRICA	-	-	-	8,710	7,700	-	-	16,410	0.04
THE KENYAN ALLIANCE INSURANCE	7,114	250,053	85,414	121,910	138	-	688	465,318	1.13
THE MONARCH INSURANCE	10,930	-	-	9,629	-	-	-	20,559	0.05
UAP LIFE ASSURANCE COMPANY	209,371	-	487,719	527,994	-	-	39,941	1,265,025	3.08
TOTAL	10,232,556	6,267,415	14,060,818	4,529,894	3,793,408	-	2,230,035	41,114,127	100.00
REINSURERS									
CONTINENTAL REINSURANCE	488	-	-	116,901	-	-	-	117,389	7.36
EAST AFRICAN REINSURANCE	7,956	-	-	627,249	-	-	-	635,206	39.81
KENYA REINSURANCE CORPORATION	84,300	-	-	758,702	-	-	-	843,003	52.83
TOTAL	92,744	-	-	1,502,852	-	-	-	1,595,598	100.00

Amounts in Thousand Shillings

APPENDIX 4: SUMMARY OF LONG TERM INSURANCE BUSINESS MARKET SHARE (GROSS PREMIUM INCOME) PER CLASS FOR THE PERIOD ENDED 30.06.2017								
Company	Life Assurances	Annuities	Pensions	Group Life	Group Credit	Permanent Health	Investments	Total
INSURERS								
BRITAM LIFE ASSURANCE	36.74	9.08	21.30	12.91	14.38	-	13.27	21.28
ICEA LION LIFE ASSURANCE	10.72	50.58	23.93	4.73	4.27	-	-	19.48
JUBILEE INSURANCE COMPANY	13.96	19.39	20.02	12.66	-	-	-	14.67
CIC LIFE ASSURANCE COMPANY	4.75	0.72	2.74	7.52	39.75	-	-	6.72
SANLAM LIFE ASSURANCE	7.62	3.37	1.16	11.31	8.89	-	20.84	6.00
LIBERTY LIFE ASSURANCE COMPANY	1.88	0.12	4.98	4.82	5.86	-	41.38	5.51
KENINDIA ASSURANCE COMPANY	4.47	3.79	10.56	0.71	-	-	-	5.38
UAP LIFE ASSURANCE COMPANY	2.05	-	3.47	11.66	-	-	1.79	3.08
MADISON INSURANCE COMPANY	5.02	7.82	0.97	0.54	1.86	-	0.43	3.03
PIONEER ASSURANCE COMPANY	3.46	0.30	0.75	9.37	7.85	-	1.92	3.03
OLD MUTUAL LIFE ASSURANCE	3.41	-	-	3.27	-	-	20.33	2.31
GA LIFE ASSURANCE COMPANY	-	-	6.33	0.54	0.04	-	-	2.23
APA LIFE ASSURANCE COMPANY	0.36	0.28	2.37	8.30	1.26	-	0.01	1.97
BARCLAYS LIFE	0.93	-	-	2.94	13.31	-	-	1.78
THE KENYAN ALLIANCE INSURANCE	0.07	3.99	0.61	2.69	0.00	-	0.03	1.13
KENYA ORIENT LIFE ASSURANCE	0.37	0.55	0.24	0.51	0.62	-	-	0.37
CORPORATE INSURANCE COMPANY	1.37	-	-	0.01	-	-	-	0.34
CAPEX LIFE ASSURANCE COMPANY	1.07	-	-	0.61	-	-	-	0.33
PRUDENTIAL LIFE ASSURANCE	0.68	-	-	0.23	1.24	-	-	0.31
METROPOLITAN INSURANCE	0.10	-	-	2.33	0.22	-	-	0.30
SAHAM ASSURANCE	0.23	-	0.58	0.26	0.01	-	-	0.28
FIRST ASSURANCE COMPANY	-	-	-	1.06	0.24	-	-	0.14
GEMINIA INSURANCE COMPANY	0.20	-	-	0.63	-	-	-	0.12
CANNON ASSURANCE COMPANY	0.45	-	-	-	0.01	-	-	0.11
THE MONARCH INSURANCE	0.11	-	-	0.21	-	-	-	0.05
TAKAFUL INSURANCE OF AFRICA	-	-	-	0.19	0.20	-	-	0.04
TOTAL	100.00	100.00	100.00	100.00	100.00	0	100.00	100.00
REINSURERS								
KENYA REINSURANCE CORPORATION	90.90	-	-	50.48	-	-	-	52.83
EAST AFRICAN REINSURANCE	8.58	-	-	41.74	-	-	-	39.81
CONTINENTAL REINSURANCE	0.53	-	-	7.78	-	-	-	7.36
TOTAL	100.00	0	0	100.00	0	0	0	100.00

APPENDIX 5: SUMMARY OF LIFE ASSURANCE BUSINESS REVENUE ACCOUNTS FOR THE PERIOD ENDED 30.06.2017															
Company	Life Fund BF	Gross Premium	Net Premium	Other (Fee) Income	Total Benefits	Claims	Surrenders	Bonuses Paid	Annuities Paid	Net Commissions	Expense of Management	Investment Income	Investment Expenses	Transfer To (From) P & L	Life Fund CF
INSURERS															
APA LIFE ASSURANCE COMPANY	167,035	37,232	36,196	-	9,590	9,056	-	-	-	14,767	44,455	7,367	1,260	-	141,060
BARCLAYS LIFE	(431,852)	94,819	94,819	-	2,248	2,248	-	-	-	17,864	111,830	9,835	-	-	(459,140)
BRITAM LIFE ASSURANCE	19,588,896	3,759,191	3,727,214	-	1,347,937	1,347,937	347,375	593,042	-	821,168	818,580	646,185	16,005	-	20,018,188
CANNON ASSURANCE COMPANY	744,011	45,746	45,133	-	113,614	113,614	-	-	-	1,626	50,962	30,193	-	-	653,136
CAPEX LIFE ASSURANCE COMPANY	119,406	109,195	109,195	-	16,085	16,056	-	-	-	7,894	34,081	18,418	-	-	188,989
CIC LIFE ASSURANCE COMPANY	648,992	485,736	483,275	-	152,577	279,139	-	-	-	92,571	58,819	53,878	-	-	755,617
CORPORATE INSURANCE COMPANY	610,540	139,742	139,742	-	97,054	97,054	-	-	-	41,035	21,249	30,760	-	-	621,704
FIRST ASSURANCE COMPANY	-	-	-	-	-	-	-	-	-	-	-	-	-	-	-
GA LIFE ASSURANCE COMPANY	-	-	-	-	-	-	-	-	-	-	-	-	-	-	-
GEMINIA INSURANCE COMPANY	286,542	20,846	20,295	-	9,475	8,232	1,242	-	-	4,211	2,219	13,192	-	-	304,124
ICEA LION LIFE ASSURANCE	6,738,522	1,097,167	1,077,185	-	334,161	280,132	51,552	-	-	201,231	267,765	574,958	-	37,241	7,552,744
JUBILEE INSURANCE COMPANY	5,162,002	1,428,480	1,425,727	-	560,627	364,865	155,432	-	-	319,850	231,982	291,964	2,377	1,651	5,803,537
KENINDIA ASSURANCE COMPANY	5,810,524	457,220	456,311	-	303,397	306,762	-	-	-	43,176	114,941	382,352	-	15,000	6,169,309
KENYA ORIENT LIFE ASSURANCE	25,027	37,696	37,647	-	-	-	-	-	-	5,514	19,850	3,884	-	-	41,193
LIBERTY LIFE ASSURANCE COMPANY	6,486,305	192,775	189,022	-	158,948	165,486	-	-	-	20,773	109,002	166,578	-	-	6,546,646
MADISON INSURANCE COMPANY	3,254,957	513,785	513,785	-	174,665	-	-	-	-	81,635	239,305	99,746	-	-	3,547,549
METROPOLITAN INSURANCE	11,345	9,801	9,746	460	(14,170)	507	-	-	-	187	2,117	765	-	23,007	(3,502)
OLD MUTUAL LIFE ASSURANCE	4,680,218	348,685	319,356	232,564	343,718	247,505	31,004	-	-	89,594	367,387	437,735	13,549	306,346	4,614,488
PIONEER ASSURANCE COMPANY	332,758	353,932	353,932	-	177,291	177,291	-	-	(195,535)	100,052	156,258	17,126	-	-	465,750
PRUDENTIAL LIFE ASSURANCE	(632,799)	69,814	69,814	3,108	60,086	33,024	2,353	1,354	-	21,987	78,953	17,075	1,045	-	(681,518)
SAHAM ASSURANCE	207,785	23,060	21,899	-	16,219	15,178	650	-	-	2,681	21,680	23,756	-	-	213,251
SANLAM LIFE ASSURANCE	2,688,383	780,219	767,025	-	58,352	86,705	-	-	-	149,243	167,246	160,391	5,950	-	3,206,655
TAKAFUL INSURANCE OF AFRICA	-	-	-	-	-	-	-	-	-	-	-	-	-	-	-
THE KENYAN ALLIANCE INSURANCE	34,212	7,114	7,114	-	9,957	9,957	-	-	-	2,254	847	1,487	-	-	29,755
THE MONARCH INSURANCE	10,922	10,930	2,851	-	-	-	-	-	-	691	12,114	1,240	6,018	-	(3,809)
UAP LIFE ASSURANCE COMPANY	449,846	209,371	209,371	-	34,538	10,901	23,317	321	-	14,886	152,157	71,063	-	-	528,698
TOTAL	56,993,577	10,232,656	10,116,654	236,132	3,966,369	3,571,649	612,925	594,717	(195,535)	2,054,890	3,083,799	3,059,948	46,204	383,245	60,254,424
REINSURERS															
CONTINENTAL REINSURANCE	-	488	414	-	(26)	(212)	-	-	-	162	41	128	-	-	551
EAST AFRICAN REINSURANCE	-	7,956	4,289	5,170	191	(2,028)	-	-	-	2,992	1,972	-	-	-	6,522
KENYA REINSURANCE CORPORATION	1,192,797	84,300	81,289	-	27,875	27,875	-	-	-	28,730	10,060	16,377	-	-	1,223,800
TOTAL	1,192,797	92,744	85,992	5,170	28,040	25,638	-	-	-	31,884	12,073	16,505	-	-	1,230,873

Amounts in Thousand Shillings

APPENDIX 6: SUMMARY OF ANNUITIES BUSINESS REVENUE ACCOUNTS FOR THE PERIOD ENDED 30.06.2017															
Company	Life Fund BF	Gross Premium	Net Premium	Other (Fee) Income	Total Benefits	Claims	Surrenders	Bonuses Paid	Annuities Paid	Net Commissions	Expense of Management	Investment Income	Investment Expenses	Transfer To (From) P & L	Life Fund CF
INSURERS															
APA LIFE ASSURANCE COMPANY	1,132	17,730	17,730	-	-	-	-	-	31,576	-	2,064	24,308	1,916	-	7,614
BARCLAYS LIFE	-	-	-	-	-	-	-	-	-	-	-	-	-	-	-
BRITAM LIFE ASSURANCE	379,291	569,315	569,315	-	116,380	116,380	-	-	116,380	-	12,704	53,034	-	-	756,176
CANNON ASSURANCE COMPANY	-	-	-	-	-	-	-	-	-	-	-	-	-	-	-
CAPEX LIFE ASSURANCE COMPANY	-	-	-	-	-	-	-	-	-	-	-	-	-	-	-
CIC LIFE ASSURANCE COMPANY	(191,576)	45,364	45,364	-	29,745	65,732	-	-	-	1,167	7,536	52,926	-	-	(167,721)
CORPORATE INSURANCE COMPANY	-	-	-	-	-	-	-	-	-	-	-	-	-	-	-
FIRST ASSURANCE COMPANY	-	-	-	-	-	-	-	-	-	-	-	-	-	-	-
GA LIFE ASSURANCE COMPANY	-	-	-	-	-	-	-	-	-	-	-	-	-	-	-
GEMINIA INSURANCE COMPANY	-	-	-	-	-	-	-	-	-	-	-	-	-	-	-
ICEA LION LIFE ASSURANCE	5,562,333	3,169,840	3,169,840	-	438,314	(457)	-	-	438,771	14,425	9,945	524,102	-	76,460	8,717,133
JUBILEE INSURANCE COMPANY	5,682,911	1,215,006	1,215,006	-	-	-	343,246	-	-	1,795	16,621	410,060	3,403	371	6,942,540
KENINDIA ASSURANCE COMPANY	342,785	237,514	237,514	-	16,796	16,796	-	-	-	4,799	-	38,066	-	-	596,769
KENYA ORIENT LIFE ASSURANCE	-	34,639	34,639	-	-	-	-	-	875	1,622	1,573	3,569	-	-	34,138
LIBERTY LIFE ASSURANCE COMPANY	211,744	7,470	7,470	-	13,154	13,154	-	-	-	-	709	14,389	-	-	219,741
MADISON INSURANCE COMPANY	2,804,538	490,385	490,385	-	193,288	-	-	-	-	10,273	18,851	21,783	-	-	3,287,581
METROPOLITAN INSURANCE	-	-	-	-	-	-	-	-	-	-	-	-	-	-	-
OLD MUTUAL LIFE ASSURANCE	1,009	-	-	-	1,644	-	-	-	1,644	-	-	106	3	(1,442)	910
PIONEER ASSURANCE COMPANY	86,916	19,030	19,030	-	-	-	-	-	-	-	-	-	-	-	105,946
PRUDENTIAL LIFE ASSURANCE	-	-	-	-	-	-	-	-	-	-	-	-	-	-	-
SAHAM ASSURANCE	(136)	-	-	-	68	-	-	-	68	-	-	-	-	-	(204)
SANLAM LIFE ASSURANCE	7,074,745	211,069	211,069	-	457,020	457,020	-	-	-	5,582	11,461	517,202	-	-	7,328,982
TAKAFUL INSURANCE OF AFRICA	-	-	-	-	-	-	-	-	-	-	-	-	-	-	-
THE KENYAN ALLIANCE INSURANCE	1,020,759	250,053	250,053	-	56,616	56,393	-	-	-	-	31,448	17,194	-	-	1,200,166
THE MONARCH INSURANCE	-	-	-	-	-	-	-	-	-	-	-	-	-	-	-
UAP LIFE ASSURANCE COMPANY	1,295,684	-	-	-	72,372	-	-	-	72,372	-	-	161,444	-	-	1,384,756
TOTAL	24,272,135	6,267,415	6,267,415	-	1,395,397	725,018	343,246	-	661,686	39,663	112,912	1,838,183	5,322	75,389	30,414,497
REINSURERS															
CONTINENTAL REINSURANCE	-	-	-	-	-	-	-	-	-	-	-	-	-	-	-
EAST AFRICAN REINSURANCE	-	-	-	-	-	-	-	-	-	-	-	-	-	-	-
KENYA REINSURANCE CORPORATION	-	-	-	-	-	-	-	-	-	-	-	-	-	-	-
TOTAL	-	-	-	-	-	-	-	-	-	-	-	-	-	-	-

Amounts in Thousand Shillings

APPENDIX 7: SUMMARY OF GROUP LIFE BUSINESS REVENUE ACCOUNTS FOR THE PERIOD ENDED 30.06.2017

Company	Life Fund BF	Gross Premium	Net Premium	Other (Fee) Income	Total Benefits	Claims	Surrenders	Bonuses Paid	Annuities Paid	Net Commissions	Expense of Management	Investment Income	Investment Expenses	Transfer To (From) P & L	Life Fund CF
INSURERS															
APA LIFE ASSURANCE COMPANY	536,682	375,861	108,044	-	67,140	60,861	-	-	-	(4,382)	42,806	17,305	263	-	562,482
BARCLAYS LIFE	21,140	133,196	8,064	-	(3,154)	(3,154)	-	-	-	(10,742)	27,957	1,058	-	-	16,201
BRITAM LIFE ASSURANCE	1,605,833	584,822	453,794	-	194,160	194,160	-	-	-	(52,107)	146,296	236,704	4,832	-	2,003,149
CANNON ASSURANCE COMPANY	87,535	-	-	-	(2,797)	-	-	-	-	9	(950)	-	-	-	88,476
CAPEX LIFE ASSURANCE COMPANY	-	27,541	27,541	-	-	-	-	-	-	-	-	-	-	-	27,541
CIC LIFE ASSURANCE COMPANY	97,388	340,654	244,994	-	79,961	174,183	-	-	-	3,217	91,891	38,183	-	-	111,274
CORPORATE INSURANCE COMPANY	17,117	227	(405)	-	-	-	-	-	-	116	35	50	-	-	16,612
FIRST ASSURANCE COMPANY	340,559	47,908	10,308	-	6,786	7,186	-	-	-	(4,019)	7,689	14,748	-	-	354,757
GA LIFE ASSURANCE COMPANY	6,972	24,282	3,032	-	-	-	-	-	-	(2,087)	6,722	1,335	-	-	6,703
GEMINIA INSURANCE COMPANY	138,095	28,445	19,540	-	14,268	14,268	-	-	-	(115)	3,028	18,002	-	-	158,456
ICEA LION LIFE ASSURANCE	273,842	214,372	133,050	-	75,544	72,343	-	-	-	(7,641)	56,943	25,683	-	6,619	304,311
JUBILEE INSURANCE COMPANY	463,464	573,537	301,953	-	659,716	457,905	-	-	-	66,749	75,918	90,004	565	(102,827)	357,111
KENINDIA ASSURANCE COMPANY	50,016	32,337	4,985	-	4,536	4,536	-	-	-	3,234	1,210	2,906	-	15,000	33,926
KENYA ORIENT LIFE ASSURANCE	16,856	23,219	13,143	-	1,300	1,300	-	-	-	(1,277)	6,746	2,392	-	-	25,623
LIBERTY LIFE ASSURANCE COMPANY	350,326	218,191	134,539	-	37,436	40,276	-	-	-	(3,793)	62,642	32,335	-	-	418,075
MADISON INSURANCE COMPANY	(51,293)	24,361	6,788	-	7,211	-	-	-	-	5,390	8,068	1,468	-	-	(56,495)
METROPOLITAN INSURANCE	231,928	105,542	64,329	-	93,949	94,647	-	-	-	9,815	62,453	22,577	-	(108,995)	260,915
OLD MUTUAL LIFE ASSURANCE	99,996	148,283	75,330	-	26,706	16,286	-	-	-	13,804	34,634	27,045	105	23,230	114,313
PIONEER ASSURANCE COMPANY	908,784	424,385	164,452	-	1,749,042	1,778,405	(319,798)	(311,086)	(153,428)	20,058	66,968	100,562	-	-	92,679
PRUDENTIAL LIFE ASSURANCE	(18,434)	10,263	3,967	1,352	10,548	270	-	-	-	775	11,606	2,510	154	-	(23,408)
SAHAM ASSURANCE	8,557	11,690	2,482	-	386	(2,014)	-	-	-	(469)	2,475	1,449	-	-	12,495
SANLAM LIFE ASSURANCE	156,320	512,535	225,315	-	155,276	139,987	-	-	-	98,548	54,534	64,666	-	-	153,233
TAKAFUL INSURANCE OF AFRICA	-	8,710	8,710	-	-	-	-	-	-	-	-	3,610	-	-	12,320
THE KENYAN ALLIANCE INSURANCE	375,838	121,910	71,283	-	15,257	13,424	-	-	-	(2,256)	16,053	11,011	-	-	430,911
THE MONARCH INSURANCE	(136)	9,629	9,577	-	30,595	2,350	-	-	-	(474)	10,672	1,788	5,302	-	(6,622)
UAP LIFE ASSURANCE COMPANY	1,894,906	527,994	361,987	-	168,587	235,702	-	-	-	22,816	78,384	49,486	-	-	1,969,477
TOTAL	7,612,291	4,529,894	2,456,802	1,352	3,392,453	3,302,921	- 319,798	- 311,086	- 153,428	155,169	874,780	766,877	11,221	- 166,973	7,444,515
REINSURERS															
CONTINENTAL REINSURANCE	-	116,901	99,366	-	18,234	23,504	-	-	-	36,006	9,376	30,600	-	-	61,080
EAST AFRICAN REINSURANCE	-	627,249	566,075	(159,659)	164,334	192,315	-	-	-	134,908	63,758	-	-	-	15,435
KENYA REINSURANCE CORPORATION	5,257,294	758,702	731,603	-	292,467	292,467	-	-	-	258,568	90,540	147,397	-	-	5,494,718
TOTAL	5,257,294	1,502,852	1,397,044	- 159,659	475,035	508,286	-	-	-	429,482	163,674	177,997	-	-	5,571,233

Amounts in Thousand Shillings

APPENDIX 8: SUMMARY OF GROUP CREDIT BUSINESS REVENUE ACCOUNTS FOR THE PERIOD ENDED 30.06.2017															
Company	Life Fund BF	Gross Premium	Net Premium	Other (Fee) Income	Total Benefits	Claims	Surrenders	Bonuses Paid	Annuities Paid	Net Commissions	Expense of Management	Investment Income	Investment Expenses	Transfer To (From) P & L	Life Fund CF
INSURERS															
APA LIFE ASSURANCE COMPANY	16,977	47,913	37,048	-	10,945	8,848	-	-	-	(2,988)	2,245	4,760	132	-	50,580
BARCLAYS LIFE	(66,286)	504,863	332,597	-	90,657	90,657	-	-	-	62,305	27,957	26,001	-	-	111,393
BRITAM LIFE ASSURANCE	87,994	545,311	404,788	-	213,035	213,035	-	-	-	12,243	136,412	109,085	2,227	-	237,950
CANNON ASSURANCE COMPANY	-	(441)	(441)	-	3,456	659	-	-	-	(46)	3,048	-	-	-	(4,103)
CAPEX LIFE ASSURANCE COMPANY	-	-	-	-	-	-	-	-	-	-	-	-	-	-	-
CIC LIFE ASSURANCE COMPANY	525,708	1,507,958	1,083,558	-	401,650	793,501	-	-	-	14,654	418,613	173,945	-	-	556,444
CORPORATE INSURANCE COMPANY	-	-	-	-	-	-	-	-	-	-	-	-	-	-	-
FIRST ASSURANCE COMPANY	10,399	9,200	1,847	-	200	-	-	-	-	(772)	1,440	2,603	-	-	14,181
GA LIFE ASSURANCE COMPANY	1,009	1,604	200	-	-	-	-	-	-	(3,124)	444	88	-	-	3,978
GEMINIA INSURANCE COMPANY	-	-	-	-	-	-	-	-	-	-	-	-	-	-	-
ICEA LION LIFE ASSURANCE	187,465	162,045	114,474	-	56,692	63,895	4,274	-	-	(1,847)	36,882	14,462	-	3,959	209,238
JUBILEE INSURANCE COMPANY	-	-	-	-	-	-	-	-	-	-	-	-	-	-	-
KENINDIA ASSURANCE COMPANY	-	-	-	-	-	-	-	-	-	-	-	-	-	-	-
KENYA ORIENT LIFE ASSURANCE	327,819	23,492	13,495	-	8,960	8,960	-	-	-	(587)	28,640	2,421	-	-	306,722
LIBERTY LIFE ASSURANCE COMPANY	126,647	222,193	165,487	-	47,022	74,766	-	-	-	38,283	-	-	-	-	179,085
MADISON INSURANCE COMPANY	151,213	70,659	70,659	-	-	-	-	-	-	-	24,528	-	-	-	197,344
METROPOLITAN INSURANCE	20,576	8,319	8,319	-	31,223	31,223	-	-	-	-	1,059	383	-	-	(3,004)
OLD MUTUAL LIFE ASSURANCE	-	-	-	-	-	-	-	-	-	-	-	-	-	-	-
PIONEER ASSURANCE COMPANY	233,957	297,633	297,633	-	-	-	-	-	-	-	-	-	-	-	531,590
PRUDENTIAL LIFE ASSURANCE	(21,409)	47,009	37,094	2,479	565	565	-	-	-	26,997	53,163	11,498	704	-	(51,767)
SAHAM ASSURANCE	396	516	(157)	-	-	-	-	-	-	(105)	-	-	-	-	344
SANLAM LIFE ASSURANCE	1,092,750	337,296	333,187	-	158,041	208,321	-	-	-	(69,793)	54,604	-	-	-	1,232,804
TAKAFUL INSURANCE OF AFRICA	-	7,700	7,700	-	-	-	-	-	-	-	-	3,191	-	-	10,891
THE KENYAN ALLIANCE INSURANCE	3,892	138	138	-	-	-	-	-	-	-	-	-	-	-	4,030
THE MONARCH INSURANCE	-	-	-	-	-	-	-	-	-	-	-	-	-	-	-
UAP LIFE ASSURANCE COMPANY	-	-	-	-	-	-	-	-	-	-	-	-	-	-	-
TOTAL	2,699,107	3,793,408	2,907,626	2,479	1,022,446	1,494,430	4,274	-	-	75,220	789,035	348,437	3,063	3,959	3,587,670
REINSURERS															
CONTINENTAL REINSURANCE	-	-	-	-	-	-	-	-	-	-	-	-	-	-	-
EAST AFRICAN REINSURANCE	-	-	-	-	-	-	-	-	-	-	-	-	-	-	-
KENYA REINSURANCE CORPORATION	-	-	-	-	-	-	-	-	-	-	-	-	-	-	-
TOTAL	-	-	-	-	-	-	-	-	-	-	-	-	-	-	-

Amounts in Thousand Shillings

APPENDIX 9: SUMMARY OF INVESTMENTS BUSINESS REVENUE ACCOUNTS FOR THE PERIOD ENDED 30.06.2017															
Company	Life Fund BF	Gross Premium	Net Premium	Other (Fee) Income	Total Benefits	Claims	Surrenders	Bonuses Paid	Annuities Paid	Net Commissions	Expense of Management	Investment Income	Investment Expenses	Transfer To (From) P & L	Life Fund CF
INSURERS															
APA LIFE ASSURANCE COMPANY	407	207	207	-	-	-	-	-	-	-	-	-	-	-	614
BARCLAYS LIFE	-	-	-	-	-	-	-	-	-	-	-	-	-	-	-
BRITAM LIFE ASSURANCE	4,639,874	295,852	295,852	-	861,755	861,755	-	-	-	-	-	-	-	-	4,073,971
CANNON ASSURANCE COMPANY	-	-	-	-	-	-	-	-	-	-	-	-	-	-	-
CAPEX LIFE ASSURANCE COMPANY	-	-	-	-	-	-	-	-	-	-	-	-	-	-	-
CIC LIFE ASSURANCE COMPANY	-	-	-	-	-	-	-	-	-	-	-	-	-	-	-
CORPORATE INSURANCE COMPANY	-	-	-	-	-	-	-	-	-	-	-	-	-	-	-
FIRST ASSURANCE COMPANY	-	-	-	-	-	-	-	-	-	-	-	-	-	-	-
GA LIFE ASSURANCE COMPANY	-	-	-	-	-	-	-	-	-	-	-	-	-	-	-
GEMINIA INSURANCE COMPANY	-	-	-	-	-	-	-	-	-	-	-	-	-	-	-
ICEA LION LIFE ASSURANCE	341,435	-	-	-	28,257	5,759	22,498	-	-	-	-	127,398	-	3,393	437,183
JUBILEE INSURANCE COMPANY	-	-	-	-	-	-	-	-	-	-	-	-	-	-	-
KENINDIA ASSURANCE COMPANY	-	-	-	-	-	-	-	-	-	-	-	-	-	-	-
KENYA ORIENT LIFE ASSURANCE	-	-	-	-	-	-	-	-	-	-	-	-	-	-	-
LIBERTY LIFE ASSURANCE COMPANY	3,749,235	922,843	922,843	-	646,872	673,134	-	-	-	64,841	270,423	540,209	-	-	4,203,888
MADISON INSURANCE COMPANY	397,855	9,649	9,649	-	36,322	-	-	-	-	-	3,226	210	-	-	404,488
METROPOLITAN INSURANCE	415,210	-	-	6,901	16,260	(13,374)	14,260	-	-	-	40,224	14,541	-	-	395,543
OLD MUTUAL LIFE ASSURANCE	5,773,025	453,389	453,389	-	550,329	19,420	552,690	-	-	-	-	466,699	16,615	(229,487)	6,333,876
PIONEER ASSURANCE COMPANY	122,840	42,755	42,755	-	-	-	-	-	-	-	-	-	-	-	165,595
PRUDENTIAL LIFE ASSURANCE	-	-	-	-	-	-	-	-	-	-	-	-	-	-	-
SAHAM ASSURANCE	-	-	-	-	-	-	-	-	-	-	-	-	-	-	-
SANLAM LIFE ASSURANCE	7,796,539	464,711	464,711	-	1,104,230	950,014	-	-	-	31,792	167,462	659,855	75,165	-	7,696,673
TAKAFUL INSURANCE OF AFRICA	-	-	-	-	-	-	-	-	-	-	-	-	-	-	-
THE KENYAN ALLIANCE INSURANCE	2,980	688	688	-	67	67	-	-	-	-	-	20	-	-	3,621
THE MONARCH INSURANCE	-	-	-	-	-	-	-	-	-	-	-	-	-	-	-
UAP LIFE ASSURANCE COMPANY	828,893	39,941	39,941	19,191	62,172	4,344	57,827	-	-	-	-	142,940	-	-	968,793
TOTAL	24,068,293	2,230,035	2,230,035	26,092	3,306,264	2,501,119	647,275	-	-	96,633	481,335	1,951,872	91,780	226,094	24,684,245
REINSURERS															
CONTINENTAL REINSURANCE	-	-	-	-	-	-	-	-	-	-	-	-	-	-	-
EAST AFRICAN REINSURANCE	-	-	-	-	-	-	-	-	-	-	-	-	-	-	-
KENYA REINSURANCE CORPORATION	-	-	-	-	-	-	-	-	-	-	-	-	-	-	-
TOTAL	-	-	-	-	-	-	-	-	-	-	-	-	-	-	-

Amounts in Thousand Shillings

APPENDIX 10: SUMMARY OF PERMANENT HEALTH BUSINESS REVENUE ACCOUNTS FOR THE PERIOD ENDED 30.06.2017

Company	Life Fund BF	Gross Premium	Net Premium	Other (Fee) Income	Total Benefits	Claims	Surrenders	Bonuses Paid	Annuities Paid	Net Commissions	Expense of Management	Investment Income	Investment Expenses	Transfer To (From) P & L	Life Fund CF
INSURERS															
APA LIFE ASSURANCE COMPANY	-	-	-	-	-	-	-	-	-	-	-	-	-	-	-
BARCLAYS LIFE	-	-	-	-	-	-	-	-	-	-	-	-	-	-	-
BRITAM LIFE ASSURANCE	-	-	-	-	-	-	-	-	-	-	-	-	-	-	-
CANNON ASSURANCE COMPANY	-	-	-	-	-	-	-	-	-	-	-	-	-	-	-
CAPEX LIFE ASSURANCE COMPANY	-	-	-	-	-	-	-	-	-	-	-	-	-	-	-
CIC LIFE ASSURANCE COMPANY	-	-	-	-	-	-	-	-	-	-	-	-	-	-	-
CORPORATE INSURANCE COMPANY	-	-	-	-	-	-	-	-	-	-	-	-	-	-	-
FIRST ASSURANCE COMPANY	-	-	-	-	-	-	-	-	-	-	-	-	-	-	-
GA LIFE ASSURANCE COMPANY	-	-	-	-	-	-	-	-	-	-	-	-	-	-	-
GEMINIA INSURANCE COMPANY	-	-	-	-	-	-	-	-	-	-	-	-	-	-	-
ICEA LION LIFE ASSURANCE	21,074	-	-	-	-	-	-	-	-	-	-	2,008	-	105	22,977
JUBILEE INSURANCE COMPANY	-	-	-	-	-	-	-	-	-	-	-	-	-	-	-
KENINDIA ASSURANCE COMPANY	-	-	-	-	-	-	-	-	-	-	-	-	-	-	-
KENYA ORIENT LIFE ASSURANCE	-	-	-	-	-	-	-	-	-	-	-	-	-	-	-
LIBERTY LIFE ASSURANCE COMPANY	-	-	-	-	-	-	-	-	-	-	-	-	-	-	-
MADISON INSURANCE COMPANY	-	-	-	-	-	-	-	-	-	-	-	-	-	-	-
METROPOLITAN INSURANCE	-	-	-	-	-	-	-	-	-	-	-	-	-	-	-
OLD MUTUAL LIFE ASSURANCE	-	-	-	-	-	-	-	-	-	-	-	-	-	-	-
PIONEER ASSURANCE COMPANY	209,791	-	-	-	-	-	-	-	-	-	-	-	-	-	209,791
PRUDENTIAL LIFE ASSURANCE	-	-	-	-	-	-	-	-	-	-	-	-	-	-	-
SAHAM ASSURANCE	-	-	-	-	-	-	-	-	-	-	-	-	-	-	-
SANLAM LIFE ASSURANCE	-	-	-	-	-	-	-	-	-	-	-	-	-	-	-
TAKAFUL INSURANCE OF AFRICA	-	-	-	-	-	-	-	-	-	-	-	-	-	-	-
THE KENYAN ALLIANCE INSURANCE	-	-	-	-	-	-	-	-	-	-	-	-	-	-	-
THE MONARCH INSURANCE	-	-	-	-	-	-	-	-	-	-	-	-	-	-	-
UAP LIFE ASSURANCE COMPANY	-	-	-	-	-	-	-	-	-	-	-	-	-	-	-
TOTAL	230,865	-	-	-	-	-	-	-	-	-	-	2,008	-	105	232,768
REINSURERS															
CONTINENTAL REINSURANCE	-	-	-	-	-	-	-	-	-	-	-	-	-	-	-
EAST AFRICAN REINSURANCE	-	-	-	-	-	-	-	-	-	-	-	-	-	-	-
KENYA REINSURANCE CORPORATION	-	-	-	-	-	-	-	-	-	-	-	-	-	-	-
TOTAL	-	-	-	-	-	-	-	-	-	-	-	-	-	-	-

Amounts in Thousand Shillings

APPENDIX 11: SUMMARY OF PENSIONS BUSINESS REVENUE ACCOUNTS FOR THE PERIOD ENDED 30.06.2017															
Company	Life Fund BF	Gross Premium	Net Premium	Other (Fee) Income	Total Benefits	Claims	Surrenders	Bonuses Paid	Annuities Paid	Net Commissions	Expense of Management	Investment Income	Investment Expenses	Transfer To (From) P & L	Life Fund CF
INSURERS															
APA LIFE ASSURANCE COMPANY	2,602,355	332,811	332,811	-	168,562	168,562	-	-	-	6,660	10,326	164,010	3,685	6,667	2,903,274
BARCLAYS LIFE	-	-	-	-	-	-	-	-	-	-	-	-	-	-	-
BRITAM LIFE ASSURANCE	21,712,596	2,994,709	2,994,709	-	1,457,765	1,457,765	-	-	-	75,447	134,692	1,791,620	42,481	-	24,788,540
CANNON ASSURANCE COMPANY	3,281	-	-	-	590	590	-	-	-	-	-	-	-	-	2,691
CAPEX LIFE ASSURANCE COMPANY	-	-	-	-	-	-	-	-	-	-	-	-	-	-	-
CIC LIFE ASSURANCE COMPANY	(45,675)	384,860	384,860	-	-	-	-	-	-	2,941	8,346	-	-	-	327,898
CORPORATE INSURANCE COMPANY	-	-	-	-	-	-	-	-	-	-	-	-	-	-	-
FIRST ASSURANCE COMPANY	-	-	-	-	-	-	-	-	-	-	-	-	-	-	-
GA LIFE ASSURANCE COMPANY	3,878,823	890,686	890,686	-	125,278	125,278	-	-	-	5,071	11,903	253,598	-	-	4,880,857
GEMINIA INSURANCE COMPANY	-	-	-	-	-	-	-	-	-	-	-	-	-	-	-
ICEA LION LIFE ASSURANCE	35,054,940	3,364,427	3,364,427	-	2,069,344	-	2,069,344	-	-	25,664	136,355	2,751,871	-	85,184	38,854,691
JUBILEE INSURANCE COMPANY	35,101,531	2,814,392	2,814,392	-	-	-	2,122,922	-	-	(26,845)	134,478	3,105,978	19,510	198,490	38,573,345
KENINDIA ASSURANCE COMPANY	19,152,949	1,484,587	1,484,587	-	1,120,964	1,211,087	-	-	-	17,795	47,206	1,112,711	-	-	20,474,159
KENYA ORIENT LIFE ASSURANCE	2,964	33,114	33,114	-	3,142	3,142	-	-	-	-	580	925	-	-	33,281
LIBERTY LIFE ASSURANCE COMPANY	10,436,196	700,823	700,823	-	1,278,753	1,278,753	-	-	-	4,607	173,541	727,380	-	-	10,407,499
MADISON INSURANCE COMPANY	3,492,427	136,785	136,785	-	279,407	-	-	-	-	460	10,855	35,288	-	-	3,653,184
METROPOLITAN INSURANCE	-	-	-	-	-	-	-	-	-	-	-	-	-	-	-
OLD MUTUAL LIFE ASSURANCE	-	-	-	-	-	-	-	-	-	-	-	-	-	-	-
PIONEER ASSURANCE COMPANY	214,463	106,023	106,023	-	-	-	-	-	-	-	-	-	-	-	320,486
PRUDENTIAL LIFE ASSURANCE	-	-	-	-	-	-	-	-	-	-	-	-	-	-	-
SAHAM ASSURANCE	849,874	81,829	81,829	-	104,409	104,409	-	-	-	11	13,007	39,684	-	-	853,960
SANLAM LIFE ASSURANCE	1,434,575	162,639	162,639	-	-	-	-	-	-	2,577	9,654	109,573	5,458	-	1,689,098
TAKAFUL INSURANCE OF AFRICA	-	-	-	-	-	-	-	-	-	-	-	-	-	-	-
THE KENYAN ALLIANCE INSURANCE	436,269	85,414	85,414	-	28,779	42,333	-	-	-	2,422	5,881	43,230	-	-	514,277
THE MONARCH INSURANCE	11,810	-	-	-	-	-	-	-	-	-	4,628	620	2,299	-	5,503
UAP LIFE ASSURANCE COMPANY	4,970,986	487,719	487,719	10,541	1,578,957	1,578,957	-	-	-	2,174	-	262,489	-	-	4,150,605
TOTAL	139,310,364	14,060,818	14,060,818	10,541	10,163,142	5,970,876	4,192,266	-	-	118,984	701,452	10,398,977	73,433	290,341	152,433,348
REINSURERS															
CONTINENTAL REINSURANCE	-	-	-	-	-	-	-	-	-	-	-	-	-	-	-
EAST AFRICAN REINSURANCE	-	-	-	-	-	-	-	-	-	-	-	-	-	-	-
KENYA REINSURANCE CORPORATION	-	-	-	-	-	-	-	-	-	-	-	-	-	-	-
TOTAL	-	-	-	-	-	-	-	-	-	-	-	-	-	-	-

Amounts in Thousand Shillings

APPENDIX 12: SUMMARY OF COMBINED LONG TERM BUSINESS REVENUE ACCOUNTS FOR THE PERIOD ENDED 30.06.2017

Company	Life Fund BF	Gross Premium	Net Premium	Other (Fee) Income	Total Benefits	Claims	Surrenders	Bonuses Paid	Annuities Paid	Net Commissions	Expense of Management	Investment Income	Investment Expenses	Transfer To (From) P & L	Life Fund CF
INSURERS															
APA LIFE ASSURANCE COMPANY	3,324,588	811,754	532,036	-	256,237	247,327	-	-	31,576	14,057	101,896	217,750	7,256	6,667	3,665,594
BARCLAYS LIFE	(476,998)	732,878	435,480	-	89,751	89,751	-	-	-	69,427	167,744	36,894	-	-	(331,546)
BRITAM LIFE ASSURANCE	48,014,484	8,749,200	8,445,672	-	4,191,032	4,191,032	347,375	593,042	116,380	856,751	1,248,684	2,836,628	65,545	-	51,877,974
CANNON ASSURANCE COMPANY	834,827	45,305	44,692	-	114,863	114,863	-	-	-	1,589	53,060	30,193	-	-	740,200
CAPEX LIFE ASSURANCE COMPANY	119,406	136,736	136,736	-	16,085	16,056	-	-	-	7,894	34,081	18,418	-	-	216,530
CIC LIFE ASSURANCE COMPANY	1,034,837	2,764,572	2,242,051	-	663,933	1,312,555	-	-	-	114,550	585,205	318,932	-	-	1,583,512
CORPORATE INSURANCE COMPANY	627,657	139,969	139,337	-	97,054	97,054	-	-	-	41,151	21,284	30,810	-	-	638,316
FIRST ASSURANCE COMPANY	350,958	57,108	12,155	-	6,986	7,186	-	-	-	(4,791)	9,129	17,351	-	-	368,938
GA LIFE ASSURANCE COMPANY	3,886,804	916,572	893,918	-	125,278	125,278	-	-	-	(140)	19,069	255,021	-	-	4,891,538
GEMINIA INSURANCE COMPANY	424,637	49,291	39,835	-	23,743	22,500	1,242	-	-	4,096	5,247	31,194	-	-	462,580
ICEA LION LIFE ASSURANCE	48,179,611	8,007,851	7,858,976	-	3,002,312	421,672	2,147,668	-	438,771	231,832	507,890	4,020,482	-	212,961	56,098,277
JUBILEE INSURANCE COMPANY	46,409,908	6,031,415	5,757,078	-	1,220,343	822,770	2,621,600	-	-	361,549	458,999	3,898,006	25,855	97,685	51,676,533
KENINDIA ASSURANCE COMPANY	25,356,274	2,211,658	2,183,397	-	1,445,693	1,539,181	-	-	-	69,004	163,357	1,536,035	-	30,000	27,274,163
KENYA ORIENT LIFE ASSURANCE	372,666	152,160	132,038	-	13,402	13,402	-	-	875	5,272	57,389	13,191	-	-	440,957
LIBERTY LIFE ASSURANCE COMPANY	21,360,453	2,264,295	2,120,184	-	2,182,185	2,245,569	-	-	-	124,711	616,317	1,480,891	-	-	21,974,934
MADISON INSURANCE COMPANY	10,049,697	1,245,624	1,228,051	-	690,893	-	-	-	-	97,758	304,833	158,495	-	-	11,033,651
METROPOLITAN INSURANCE	679,059	123,662	82,394	7,361	127,262	113,003	14,260	-	-	10,002	105,853	38,266	-	(85,988)	649,952
OLD MUTUAL LIFE ASSURANCE	10,554,248	950,357	848,075	232,564	922,397	283,211	583,694	-	1,644	103,398	402,021	931,585	30,272	98,647	11,063,587
PIONEER ASSURANCE COMPANY	2,109,509	1,243,758	983,825	-	1,926,333	1,955,696	(319,798)	(311,086)	(348,963)	120,110	223,226	117,688	-	-	1,891,837
PRUDENTIAL LIFE ASSURANCE	(672,642)	127,086	110,875	6,939	71,199	33,859	2,353	1,354	-	49,759	143,722	31,083	1,903	-	(756,693)
SAHAM ASSURANCE	1,066,476	117,095	106,053	-	121,082	117,573	650	-	68	2,118	37,162	64,889	-	-	1,079,846
SANLAM LIFE ASSURANCE	20,243,312	2,468,469	2,163,946	-	1,932,919	1,842,047	-	-	-	217,949	464,961	1,511,687	86,573	-	21,307,415
TAKAFUL INSURANCE OF AFRICA	-	16,410	16,410	-	-	-	-	-	-	-	-	6,801	-	-	23,211
THE KENYAN ALLIANCE INSURANCE	1,873,950	465,317	414,690	-	110,676	122,174	-	-	-	2,420	54,229	72,942	-	-	2,182,760
THE MONARCH INSURANCE	22,596	20,559	12,428	-	30,595	2,350	-	-	-	217	27,414	3,648	13,619	-	(4,928)
UAP LIFE ASSURANCE COMPANY	9,440,315	1,265,025	1,099,018	29,732	1,916,626	1,829,904	81,144	321	72,372	39,876	230,541	687,422	-	-	9,002,329
TOTAL	255,186,632	41,114,126	38,039,350	276,596	21,298,879	17,566,013	5,480,188	283,631	312,723	2,540,559	6,043,313	18,366,302	231,023	359,972	279,051,467
REINSURERS															
CONTINENTAL REINSURANCE	-	117,389	99,780	-	18,208	23,292	-	-	-	36,168	9,417	30,728	-	-	61,631
EAST AFRICAN REINSURANCE	-	635,205	570,364	(154,489)	164,525	190,287	-	-	-	137,900	65,730	-	-	-	21,957
KENYA REINSURANCE CORPORATION	6,450,091	843,002	812,892	-	320,342	320,342	-	-	-	287,298	100,600	163,774	-	-	6,718,518
TOTAL	6,450,091	1,595,596	1,483,036	(154,489)	503,075	533,921	-	-	-	461,366	175,747	194,502	-	-	6,802,106

Amounts in Thousand Shillings

APPENDIX 13: SUMMARY OF GROSS PREMIUM INCOME UNDER GENERAL INSURANCE BUSINESS FOR THE PERIOD ENDED 30.06.2017																
Company	Aviation	Engineering	Fire Domestic	Fire Industrial	Liability	Marine	Motor Private	Motor Commercial	Motor Commercial PSV	Personal Accident	Theft	Workmens' Compensation	Medical	Miscellaneous	Total	Market Share (%)
INSURERS																
AAR INSURANCE KENYA	-	-	1,615	-	1,385	522	-	-	-	50,518	628	12,813	3,213,685	26,650	3,307,816	4.87
AFRICAN MERCHANT ASSURANCE	-	14,430	1,694	93,770	8,953	6,554	424,552	311,382	40,830	26,746	17,994	48,525	-	49,901	1,045,318	1.54
AIG INSURANCE COMPANY	(514)	34,611	71,080	462,821	418,237	36,222	516,935	119,322	-	190,205	291,181	47,012	-	-	2,187,112	3.22
ALLIANZ INSURANCE COMPANY	3,354	2,516	9,137	21,118	10,903	14,311	26,439	6,774	-	1,087	2,924	15,507	-	1,751	115,822	0.17
APA INSURANCE COMPANY	10,347	85,028	42,798	320,360	56,017	111,793	557,842	644,270	-	49,942	94,029	403,645	2,035,661	153,127	4,564,857	6.72
BRITAM GENERAL INSURANCE	-	136,907	71,384	236,605	74,247	224,070	721,327	772,092	-	363,952	128,031	143,457	1,568,834	324,916	4,765,821	7.02
CANNON ASSURANCE COMPANY	-	109,857	7,477	35,952	5,910	19,979	143,556	176,483	-	40,496	21,402	48,544	-	36,443	646,100	0.95
CIC GENERAL INSURANCE COMPANY	-	101,840	55,320	311,595	20,559	81,474	1,125,422	1,235,601	13,500	262,691	301,292	220,505	1,058,568	162,557	4,950,924	7.29
CORPORATE INSURANCE COMPANY	-	8,150	3,070	17,895	6,739	1,266	43,496	21,383	-	5,447	35,296	1,743	-	12,042	156,535	0.23
DIRECTLINE ASSURANCE COMPANY	-	-	-	-	-	-	65,208	18,517	1,449,147	-	-	-	-	-	1,532,872	2.26
FIDELITY SHIELD INSURANCE	116,618	47,691	18,335	136,424	9,234	59,024	251,339	538,073	23,606	11,568	76,022	109,636	-	25,876	1,423,447	2.10
FIRST ASSURANCE COMPANY	-	103,262	16,721	166,606	19,096	53,188	274,413	228,194	-	54,504	45,617	70,056	456,095	89,974	1,577,726	2.32
GA INSURANCE COMPANY	42,597	242,466	54,866	682,012	51,231	136,364	301,786	336,966	57,728	47,492	225,628	324,134	818,128	80,497	3,401,892	5.01
GEMINIA INSURANCE COMPANY	-	60,575	33,707	141,586	23,294	124,754	424,036	480,255	-	24,318	111,202	195,671	-	33,146	1,653,173	2.43
HERITAGE INSURANCE COMPANY	46,873	303,290	94,442	254,679	119,605	51,035	460,094	336,210	5,302	160,186	98,939	184,966	995,907	180,504	3,292,031	4.85
ICEA LION GENERAL INSURANCE	562,139	65,756	81,548	529,773	76,430	147,968	762,203	373,279	-	133,293	132,117	278,851	390,431	48,173	3,581,962	5.27
INTRA-AFRICA ASSURANCE	-	29,697	14,214	46,104	5,332	46,199	135,149	112,090	-	11,464	31,326	75,443	-	31,107	538,125	0.79
INVERSCO ASSURANCE COMPANY	-	95	271	49	21	426	92,381	41,437	971,191	-	205	132	-	547	1,106,755	1.63
JUBILEE INSURANCE COMPANY	43,592	102,734	27,427	516,649	212,383	127,654	647,294	373,961	-	437,324	81,483	63,501	4,328,552	41,930	7,004,494	10.31
KENINDIA ASSURANCE COMPANY	32	88,473	34,391	551,291	28,613	159,786	206,894	405,971	-	31,086	192,715	305,484	68,945	10,387	2,084,068	3.07
KENYA ORIENT INSURANCE	-	31,377	13,636	43,728	12,406	10,204	355,805	412,840	12,874	5,323	33,858	52,367	-	34,746	1,019,162	1.50
MADISON INSURANCE COMPANY	-	12,600	8,636	26,268	40,392	3,288	309,755	499,614	-	19,412	10,853	22,200	842,863	67,842	1,863,724	2.74
MAYFAIR INSURANCE COMPANY	11,440	111,742	33,257	332,326	25,672	86,957	171,927	174,775	-	24,428	80,757	195,622	-	52,027	1,300,930	1.92
OCCIDENTAL INSURANCE COMPANY	-	60,620	35,654	196,327	5,682	89,880	293,627	307,026	-	34,150	85,577	177,632	-	18,077	1,304,251	1.92
PACIS INSURANCE COMPANY	-	5,468	5,679	59,537	10,460	1,353	156,826	166,632	-	79,570	23,612	44,504	74,146	538	628,325	0.92
PHOENIX OF EAST AFRICA	-	-	-	-	-	-	-	-	-	-	-	-	-	-	-	0.00
PIONEER INSURANCE COMPANY	-	4,501	941	23,046	3,209	38,135	8,942	8,480	-	3,210	1,210	2,585	-	44,775	139,032	0.20
RESOLUTION INSURANCE COMPANY	-	2,776	1,371	11,299	3,065	3,799	91,946	73,624	-	56,445	5,204	22,945	2,057,005	6,623	2,336,102	3.44
SAHAM INSURANCE COMPANY	-	66,328	10,828	96,135	25,014	13,762	159,279	108,544	-	8,156	29,716	39,459	217,650	177,933	952,804	1.40
SANLAM INSURANCE COMPANY	-	1,380	7,231	45,397	52,071	17,805	221,317	208,721	77,669	4,316	20,748	35,735	621,697	10,494	1,324,582	1.95
TAKAFUL INSURANCE OF AFRICA	-	8,247	3,277	15,249	8,622	5,923	70,896	102,953	-	15,036	25,192	25,016	18,648	4,638	303,696	0.45
TAUSI ASSURANCE COMPANY	-	31,024	25,686	177,766	9,349	65,679	89,786	57,099	-	8,719	72,788	98,615	6,817	12,021	655,348	0.96
THE KENYAN ALLIANCE INSURANCE	-	18,706	23,716	24,178	4,825	3,739	241,745	157,685	-	7,565	12,066	27,213	-	462	521,901	0.77
THE MONARCH INSURANCE	-	9,842	9,908	21,386	2,444	1,951	287,290	196,736	-	24,677	2,320	13,782	-	32,542	602,580	0.89
TRIDENT INSURANCE COMPANY	16,415	34,434	4,164	84,669	2,906	15,695	108,036	92,420	8,372	11,327	22,274	25,111	376,723	12,325	814,870	1.20
UAP INSURANCE COMPANY	-	149,326	68,342	344,905	61,976	74,535	810,796	545,917	-	64,486	168,094	147,977	2,661,303	129,718	5,227,374	7.70
XPLICO INSURANCE COMPANY	-	-	-	-	-	-	-	-	-	-	-	-	-	-	-	0.00
TOTAL	852,893	2,085,758	891,813	6,027,505	1,416,912	1,835,294	10,558,339	9,645,326	2,660,219	2,269,139	2,482,300	3,480,388	21,811,658	1,914,298	67,931,831	100
REINSURERS																
CONTINENTAL REINSURANCE	6,846	102,663	-	257,301	16,354	29,630	53,287	-	-	70,463	-	129	229,914	21,110	787,696	9.23
EAST AFRICAN REINSURANCE	(1,378)	110,178	-	673,152	5,827	83,753	-	145,719	-	8,870	-	-	223,400	250,288	1,499,809	17.58
KENYA REINSURANCE CORPORATION	18,125	405,439	5,107	2,065,379	175,655	269,994	24,108	284,990	-	453,295	321,584	7,392	1,367,928	843,388	6,242,383	73.18
TOTAL	23,593	618,280	5,107	2,995,832	197,836	383,377	77,395	430,709	-	532,628	321,584	7,521	1,821,242	1,114,786	8,529,888	100.00

Amounts in Thousand Shillings

APPENDIX 14: SUMMARY OF GENERAL INSURANCE BUSINESS MARKET SHARE (GROSS PREMIUM INCOME) PER CLASS FOR THE PERIOD ENDED 30.06.2017																
Company	Aviation	Engineering	Fire Domestic	Fire Industrial	Liability	Marine	Motor Private	Motor Commercial	Motor Commercial PSV	Personal Accident	Theft	Workmens' Compensation	Medical	Miscellaneous	Total	
INSURERS																
JUBILEE INSURANCE COMPANY	5.11	4.93	3.08	8.57	14.99	6.96	6.13	3.88	-	19.27	3.28	1.82	19.85	2.19	10.31	
UAP INSURANCE COMPANY	-	7.16	7.66	5.72	4.37	4.06	7.68	5.66	-	2.84	6.77	4.25	12.20	6.78	7.70	
CIC GENERAL INSURANCE COMPANY	-	4.88	6.20	5.17	1.45	4.44	10.66	12.81	0.51	11.58	12.14	6.34	4.85	8.49	7.29	
BRITAM GENERAL INSURANCE	-	6.56	8.00	3.93	5.24	12.21	6.83	8.00	-	16.04	5.16	4.12	7.19	16.97	7.02	
APA INSURANCE COMPANY	1.21	4.08	4.80	5.31	3.95	6.09	5.28	6.68	-	2.20	3.79	11.60	9.33	8.00	6.72	
ICEA LION GENERAL INSURANCE	65.91	3.15	9.14	8.79	5.39	8.06	7.22	3.87	-	5.87	5.32	8.01	1.79	2.52	5.27	
GA INSURANCE COMPANY	4.99	11.62	6.15	11.31	3.62	7.43	2.86	3.49	2.17	2.09	9.09	9.31	3.75	4.21	5.01	
AAR INSURANCE KENYA	-	-	0.18	-	0.10	0.03	-	-	-	2.23	0.03	0.37	14.73	1.39	4.87	
HERITAGE INSURANCE COMPANY	5.50	14.54	10.59	4.23	8.44	2.78	4.36	3.49	0.20	7.06	3.99	5.31	4.57	9.43	4.85	
RESOLUTION INSURANCE COMPANY	-	0.13	0.15	0.19	0.22	0.21	0.87	0.76	-	2.49	0.21	0.66	9.43	0.35	3.44	
AIG INSURANCE COMPANY	(0.06)	1.66	7.97	7.68	29.52	1.97	4.90	1.24	-	8.38	11.73	1.35	-	-	3.22	
KENINDIA ASSURANCE COMPANY	0.00	4.24	3.86	9.15	2.02	8.71	1.96	4.21	-	1.37	7.76	8.78	0.32	0.54	3.07	
MADISON INSURANCE COMPANY	-	0.60	0.97	0.44	2.85	0.18	2.93	5.18	-	0.86	0.44	0.64	3.86	3.54	2.74	
GEMINIA INSURANCE COMPANY	-	2.90	3.78	2.35	1.69	6.80	4.02	4.98	-	1.07	4.48	5.62	-	1.73	2.43	
FIRST ASSURANCE COMPANY	-	4.95	1.87	2.76	1.35	2.90	2.60	2.37	-	2.40	1.84	2.01	2.09	4.70	2.32	
DIRECT LINE ASSURANCE COMPANY	-	-	-	-	-	-	0.62	0.19	54.47	-	-	-	-	-	2.26	
FIDELITY SHIELD INSURANCE	13.67	2.29	2.06	2.26	0.65	3.22	2.38	5.58	0.89	0.51	3.06	3.15	-	1.35	2.10	
SANLAM INSURANCE COMPANY	-	0.07	0.81	0.75	3.67	0.97	2.10	2.16	2.92	0.19	0.84	1.03	2.85	0.55	1.95	
OCCIDENTAL INSURANCE COMPANY	-	2.91	4.00	3.26	0.40	4.90	2.78	3.18	-	1.50	3.45	5.10	-	0.94	1.92	
MAYFAIR INSURANCE COMPANY	1.34	5.36	3.73	5.51	1.81	4.74	1.63	1.81	-	1.08	3.25	5.62	-	2.72	1.92	
INVESCO ASSURANCE COMPANY	-	0.00	0.03	0.00	0.00	0.02	0.87	0.43	36.51	-	0.01	0.00	-	0.03	1.63	
AFRICAN MERCHANT ASSURANCE	-	0.69	0.19	1.56	0.63	0.36	4.02	3.23	1.53	1.18	0.72	1.39	-	2.61	1.54	
KENYA ORIENT INSURANCE	-	1.50	1.53	0.73	0.88	0.56	3.37	4.28	0.48	0.23	1.36	1.50	-	1.82	1.50	
SAHAM INSURANCE COMPANY	-	3.18	1.21	1.59	1.77	0.75	1.51	1.13	-	0.36	1.20	1.13	1.00	9.29	1.40	
TRIDENT INSURANCE COMPANY	1.92	1.65	0.47	1.40	0.21	0.86	1.02	0.96	0.31	0.50	0.90	0.72	1.73	0.64	1.20	
TAUSI ASSURANCE COMPANY	-	1.49	2.88	2.95	0.66	3.58	0.85	0.59	-	0.38	2.93	2.83	0.03	0.63	0.96	
CANNON ASSURANCE COMPANY	-	5.27	0.84	0.60	0.42	1.09	1.36	1.83	-	1.78	0.86	1.39	-	1.90	0.95	
PACIS INSURANCE COMPANY	-	0.26	0.64	0.99	0.74	0.07	1.49	1.73	-	3.51	0.95	1.28	0.34	0.03	0.92	
THE MONARCH INSURANCE	-	0.47	1.11	0.35	0.17	0.11	2.72	2.04	-	1.09	0.09	0.40	-	1.70	0.89	
INTRA-AFRICA ASSURANCE	-	1.42	1.59	0.76	0.38	2.52	1.28	1.16	-	0.51	1.26	2.17	-	1.62	0.79	
THE KENYAN ALLIANCE INSURANCE	-	0.90	2.66	0.40	0.34	0.20	2.29	1.63	-	0.33	0.49	0.78	-	0.02	0.77	
TAKAFUL INSURANCE OF AFRICA	-	0.40	0.37	0.25	0.61	0.32	0.67	1.07	-	0.66	1.01	0.72	0.09	0.24	0.45	
CORPORATE INSURANCE COMPANY	-	0.39	0.34	0.30	0.48	0.07	0.41	0.22	-	0.24	1.42	0.05	-	0.63	0.23	
PIONEER INSURANCE COMPANY	-	0.22	0.11	0.38	0.23	2.08	0.08	0.09	-	0.14	0.05	0.07	-	2.34	0.20	
ALLIANZ INSURANCE COMPANY	0.39	0.12	1.02	0.35	0.77	0.78	0.25	0.07	-	0.05	0.12	0.45	-	0.09	0.17	
PHOENIX OF EAST AFRICA	-	-	-	-	-	-	-	-	-	-	-	-	-	-	-	
XPLICO INSURANCE COMPANY	-	-	-	-	-	-	-	-	-	-	-	-	-	-	-	
TOTAL	100.00	100.00	100.00	100.00	100.00	100.00	100.00	100.00	100.00	100.00	100.00	100.00	100.00	100.00	100.00	
REINSURERS																
CONTINENTAL REINSURANCE	76.82	65.58	100.00	68.94	88.79	70.43	31.15	66.17	-	85.11	100.00	98.28	75.11	75.65	73.18	
EAST AFRICAN REINSURANCE	-5.84	17.82	0.00	22.47	2.95	21.85	0.00	33.83	-	1.67	0.00	0.00	12.27	22.45	17.58	
KENYA REINSURANCE CORPORATION	29.02	16.60	0.00	8.59	8.27	7.73	68.85	0.00	-	13.23	0.00	1.72	12.62	1.89	9.23	
TOTAL	100.00	100.00	100.00	100.00	100.00	100.00	100.00	100.00	100.00	100.00	100.00	100.00	100.00	100.00	100.00	

APPENDIX 15: SUMMARY OF CLAIMS PAID UNDER GENERAL INSURANCE BUSINESS FOR THE PERIOD ENDED 30.06.2017															
Company	Aviation	Engineering	Fire Domestic	Fire Industrial	Liability	Marine	Motor Private	Motor Commercial	Motor Commercial PSV	Personal Accident	Theft	Workmens' Compensation	Medical	Miscellaneous	Total
INSURERS															
AAR INSURANCE KENYA	-	-	208	-	-	-	-	-	-	8,840	21	14,056	1,714,149	474	1,737,748
AFRICAN MERCHANT ASSURANCE	-	885	14	947	1,430	-	212,859	145,373	125,252	15,209	1,561	17,365	-	2,133	523,027
AIG INSURANCE COMPANY	1,952	437	16,559	27,535	26,452	1,666	301,171	94,244	-	73,441	4,529	17,361	-	-	565,348
ALLIANZ INSURANCE COMPANY	-	-	3,029	667	1,174	-	2,832	173	-	-	173	27	-	-	8,075
APA INSURANCE COMPANY	-	6,919	5,205	41,925	25,548	26,739	565,134	501,446	-	31,562	39,708	133,777	773,595	30,792	2,182,351
BRITAM GENERAL INSURANCE	-	8,519	4,827	22,663	523	6,893	406,008	299,622	-	27,690	24,133	27,674	803,310	164,022	1,795,885
CANNON ASSURANCE COMPANY	-	29,118	13,340	(2,234)	1,882	17,672	228,691	170,047	-	(9,044)	5,948	23,287	-	(4,505)	474,203
CIC GENERAL INSURANCE COMPANY	-	(14,049)	9,242	9,310	19,052	10,359	828,966	552,890	-	18,015	17,661	(51,900)	518,859	(2,269)	1,916,135
CORPORATE INSURANCE COMPANY	6	2,371	-	2,282	83	5,601	20,766	12,297	-	85	581	4,206	-	10	48,289
DIRECTLINE ASSURANCE COMPANY	-	-	-	-	-	-	13,306	3,785	406,450	-	-	-	-	-	423,541
FIDELITY SHIELD INSURANCE	-	1,636	6,071	17,708	7,423	11,162	108,049	146,077	17,464	2,968	18,730	45,891	-	514	383,693
FIRST ASSURANCE COMPANY	-	18,777	3,366	21,863	9,939	21,625	177,263	118,447	-	9,805	13,931	40,389	179,576	3,872	618,851
GA INSURANCE COMPANY	(50)	15,169	9,641	41,239	2,467	29,564	146,782	102,366	584	7,425	78,884	170,336	101,021	(124)	705,304
GEMINIA INSURANCE COMPANY	-	7,785	10,244	11,979	2,816	29,239	225,094	195,377	-	5,952	30,103	34,959	-	5	553,553
HERITAGE INSURANCE COMPANY	-	4,807	27,662	8,288	(8,993)	7,024	195,799	112,178	-	44,626	17,658	31,230	131,622	17,735	589,638
ICEA LION GENERAL INSURANCE	4,600	4,522	8,667	17,862	5,615	59,867	459,428	224,380	-	53,236	49,872	93,473	100,489	407	1,082,419
INTRA-AFRICA ASSURANCE	-	3,778	10,019	14,747	708	18,142	81,554	47,705	-	3,020	5,553	22,492	-	1,910	209,628
INVESCO ASSURANCE COMPANY	-	-	100	470	-	-	42,357	20,110	512,179	1,430	10	-	-	-	576,655
JUBILEE INSURANCE COMPANY	-	17,272	14,578	22,216	32,460	13,626	439,391	182,990	-	147,605	30,993	7,072	2,396,156	12,208	3,316,568
KENINDIA ASSURANCE COMPANY	-	32,640	6,824	(15,377)	2,887	52,276	95,949	167,365	-	3,204	31,317	153,539	49,409	19	580,053
KENYA ORIENT INSURANCE	-	601	1,900	2,862	8,069	1,368	294,324	219,857	-	619	3,168	5,980	-	10,705	549,455
MADISON INSURANCE COMPANY	-	488	695	5,694	5,386	-	222,326	283,287	-	9,563	1,854	9,069	476,147	11,578	1,026,087
MAYFAIR INSURANCE COMPANY	-	21,607	8,970	14,940	543	8,895	69,758	47,965	-	1,622	8,092	45,875	-	94	228,362
OCCIDENTAL INSURANCE COMPANY	-	11,230	9,406	23,137	1,016	22,959	128,694	162,698	(30)	3,759	9,195	88,384	-	6,961	467,408
PACIS INSURANCE COMPANY	-	2,535	1,386	2,831	598	12	103,832	58,892	-	676	11,970	7,022	13,284	53	203,090
PHOENIX OF EAST AFRICA	-	-	-	-	-	-	-	-	-	-	-	-	-	-	-
PIONEER INSURANCE COMPANY	-	46	37	38	101	626	2,193	1,343	-	165	11	124	-	1,188	5,872
RESOLUTION INSURANCE COMPANY	-	-	414	1,253	-	287	22,773	14,169	-	519	-	869	424,324	-	464,609
SAHAM INSURANCE COMPANY	-	4,521	824	2,716	984	1,979	55,074	14,669	-	2,607	597	4,275	35,971	(1,302)	122,914
SANLAM INSURANCE COMPANY	-	6,070	1,271	4,055	17	759	90,822	11,464	80,536	50	897	428	164,138	720	361,227
TAKAFUL INSURANCE OF AFRICA	-	-	49	1,916	2,000	-	29,140	31,312	-	-	1,558	12,180	20,524	10,736	109,416
TAUSI ASSURANCE COMPANY	-	2,143	4,207	3,870	11	4,641	25,095	19,327	-	544	11,352	27,258	1,393	29	99,870
THE KENYAN ALLIANCE INSURANCE	-	202	3,942	4,397	1,389	-	159,973	67,805	-	2,784	3,480	3,297	-	883	248,153
THE MONARCH INSURANCE	-	256	229	1,272	34	41	114,602	52,719	-	753	159	2,271	-	4,927	177,262
TRIDENT INSURANCE COMPANY	-	4,693	1,269	562	2,463	1,171	50,536	49,554	-	5	2,452	15,598	114,553	-	242,856
UAP INSURANCE COMPANY	-	10,046	5,116	29,207	5,844	13,105	420,185	328,271	-	7,217	28,610	37,756	1,115,659	2,710	2,003,724
XPLICO INSURANCE COMPANY	-	-	-	-	-	-	-	-	-	-	-	-	-	-	-
TOTAL	6,508	205,024	189,311	342,840	159,921	367,298	6,340,726	4,460,204	1,142,435	475,952	454,761	1,045,620	9,134,179	276,485	24,601,269
REINSURERS															
CONTINENTAL REINSURANCE	6,278	2,496	-	42,802	129	10,664	-	34,798	-	(1,607)	-	-	145,498	2,653	243,712
EAST AFRICA REINSURANCE	(153)	44,623	-	300,422	184	39,308	-	81,397	-	1,847	-	-	115,854	74,349	657,830
KENYA REINSURANCE CORPORATION	13,422	149,472	488	1,018,198	18,797	156,523	967	113,805	-	326,957	100,580	470	1,005,470	263,498	3,168,647
TOTAL	19,547	196,591	488	1,361,422	19,110	206,495	967	230,000	-	327,197	100,580	470	1,266,822	340,500	4,070,189

Amounts in Thousand Shillings

APPENDIX 16: SUMMARY OF CLAIMS INCURRED UNDER GENERAL INSURANCE BUSINESS FOR THE PERIOD ENDED 30.06.2017															
Company	Aviation	Engineering	Fire Domestic	Fire Industrial	Liability	Marine	Motor Private	Motor Commercial	Motor Commercial PSV	Personal Accident	Theft	Workmens' Compensation	Medical	Miscellaneous	Total
INSURERS															
AAR INSURANCE KENYA	-	-	131	-	-	-	-	-	-	6,099	21	10,807	1,739,958	1,259	1,758,276
AFRICAN MERCHANT ASSURANCE	-	(8,619)	1,413	15,105	1,457	952	357,745	283,833	342,250	(3,469)	10,134	25,668	-	11,812	1,038,282
AIG INSURANCE COMPANY	2,286	31	11,676	43,986	17,556	2,901	264,350	80,958	-	45,214	2,038	18,608	-	-	489,606
ALLIANZ INSURANCE COMPANY	7	215	32,773	1,551	(309)	209	6,037	2,691	-	55	940	1,817	-	(127)	45,858
APA INSURANCE COMPANY	(245)	43,900	13,229	59,375	18,089	39,606	507,081	288,362	-	10,463	56,413	224,975	780,149	97,646	2,139,043
BRITAM GENERAL INSURANCE	-	864	2,124	47,966	3,657	6,073	386,568	294,588	-	25,337	1,836	22,450	981,458	191,373	1,964,294
CANNON ASSURANCE COMPANY	-	7,146	6,180	2,767	(5,709)	25,598	237,189	207,817	-	(518)	(13,866)	72,095	-	5,059	543,757
CIC GENERAL INSURANCE COMPANY	-	12,769	68	52,268	65,595	49,316	963,052	683,603	-	66,815	39,407	81,818	644,191	9,929	2,668,831
CORPORATE INSURANCE COMPANY	6	3,240	(24)	2,460	74	3,960	5,720	24,898	-	(100)	599	1,023	-	536	42,392
DIRECTLINE ASSURANCE COMPANY	-	-	-	-	-	-	43,659	11,593	798,731	-	-	-	-	-	853,983
FIDELITY SHIELD INSURANCE	264	3,917	6,011	23,668	6,373	27,973	90,355	277,971	23,503	3,507	15,603	46,963	-	582	526,690
FIRST ASSURANCE COMPANY	(345)	3,906	7,127	24,445	17,565	23,570	190,158	155,858	-	12,183	22,846	46,576	123,913	6,829	634,632
GA INSURANCE COMPANY	118	13,267	(3,535)	42,074	10,341	28,947	113,989	116,434	498	5,784	80,947	253,778	100,006	(3,061)	759,585
GEMINIA INSURANCE COMPANY	-	8,194	12,386	56,460	2,843	66,184	316,429	257,816	-	5,793	37,320	105,851	-	(916)	868,360
HERITAGE INSURANCE COMPANY	(979)	39,117	17,323	9,542	1,012	569	272,724	146,702	(108)	23,951	29,659	32,165	135,727	30,486	737,889
ICEA LION GENERAL INSURANCE	4,882	13,457	7,075	53,758	17,895	35,358	544,699	230,613	-	40,302	92,389	131,122	112,806	734	1,285,088
INTRA-AFRICA ASSURANCE	-	36,289	7,191	9,813	(2,548)	28,287	75,277	29,074	-	(136)	14,515	26,377	-	18,886	243,024
INVESCO ASSURANCE COMPANY	-	(5)	5,382	(2,031)	2	-	51,924	32,083	524,788	695	3,061	188	-	-	616,088
JUBILEE INSURANCE COMPANY	(57)	13,260	13,178	37,814	93,872	5,729	443,077	228,363	-	196,558	24,237	(81,880)	2,343,059	4,392	3,321,602
KENINDIA ASSURANCE COMPANY	-	25,818	5,675	(22,072)	10,882	50,968	112,108	207,006	-	2,952	35,752	181,829	53,495	414	664,828
KENYA ORIENT INSURANCE	-	2,125	6,116	10,092	(1,152)	55,580	492,414	47,629	148	513	11,713	9,779	-	20,915	655,873
MADISON INSURANCE COMPANY	-	93	1,701	7,802	4,479	990	185,064	367,838	-	6,345	1,900	7,115	435,673	1,176	1,020,175
MAYFAIR INSURANCE COMPANY	-	27,234	10,985	32,448	3,840	14,798	86,704	66,615	-	3,512	6,838	73,467	-	263	326,704
OCCIDENTAL INSURANCE COMPANY	-	10,332	2,715	31,598	1,184	29,889	162,930	179,701	(634)	5,478	8,898	108,565	-	17,009	557,665
PACIS INSURANCE COMPANY	-	(736)	2,080	(8,098)	(299)	25	105,113	51,548	-	281	11,228	1,736	15,231	(4,661)	173,449
PHOENIX OF EAST AFRICA	-	-	-	-	-	-	-	-	-	-	-	-	-	-	-
PIONEER INSURANCE COMPANY	-	46	37	38	101	626	2,193	1,343	-	165	11	124	-	1,188	5,872
RESOLUTION INSURANCE COMPANY	-	85	922	4,230	1,354	325	37,626	9,147	-	3,749	2,797	68	438,846	561	499,710
SAHAM INSURANCE COMPANY	-	18,972	1,087	5,206	(5,700)	(278)	87,883	42,245	-	(18)	2,750	20,499	31,329	(934)	203,041
SANLAM INSURANCE COMPANY	-	8,076	(3,089)	2,570	(3,913)	2,472	122,935	15,924	9,480	803	8,417	4,893	178,843	(1,451)	345,961
TAKAFUL INSURANCE OF AFRICA	-	506	840	2,232	1,312	317	63,440	(3,933)	-	(286)	(40,879)	12,792	9,201	11,124	56,667
TAUSI ASSURANCE COMPANY	-	2,246	3,993	5,981	(86)	17,568	29,054	17,867	-	(224)	16,767	28,260	1,439	166	123,030
THE KENYAN ALLIANCE INSURANCE	-	1,019	12,337	1,220	1,277	1,770	156,322	68,285	-	11,693	857	322	-	1,781	256,882
THE MONARCH INSURANCE	-	741	324	1,095	171	506	153,562	67,260	-	1,084	(188)	3,047	-	5,653	233,255
TRIDENT INSURANCE COMPANY	(10)	7,130	1,141	(713)	3,875	(4,373)	16,720	6,733	-	15	1,768	(15,045)	180,010	(29)	197,221
UAP INSURANCE COMPANY	-	4,710	7,487	24,305	4,957	21,985	662,369	394,053	-	11,695	34,243	58,458	1,539,223	8,215	2,771,702
XPLICO INSURANCE COMPANY	-	-	-	-	-	-	-	-	-	-	-	-	-	-	-
TOTAL	5,927	299,345	194,059	578,955	270,047	538,400	7,346,470	4,892,518	1,698,656	486,290	520,971	1,516,310	9,844,587	436,809	28,629,314
REINSURERS															
CONTINENTAL REINSURANCE	4,160	25,166	-	32,445	2,162	14,606	-	39,650	-	2,817	4	(35)	162,155	8,719	291,849
EAST AFRICA REINSURANCE	(151)	45,215	-	303,818	193	39,691	-	83,267	-	1,850	-	-	116,059	74,464	664,407
KENYA REINSURANCE CORPORATION	13,412	146,326	476	1,088,763	15,415	117,401	300	86,981	-	379,655	98,062	469	1,004,674	263,575	3,215,510
TOTAL	17,421	216,707	476	1,425,026	17,770	171,698	300	209,898	-	384,322	98,066	434	1,282,888	346,758	4,171,764

Amounts in Thousand Shillings

APPENDIX 17: SUMMARY OF INCURRED CLAIMS RATIOS UNDER GENERAL INSURANCE BUSINESS FOR THE PERIOD ENDED 30.06.2017															
Company	Aviation	Engineering	Fire Domestic	Fire Industrial	Liability	Marine	Motor Private	Motor Commercial	Motor Commercial PSV	Personal Accident	Theft	Workmens' Compensation	Medical	Miscellaneous	Total
INSURERS															
AAR INSURANCE KENYA	0.00	0.00	2.4	0.00	14.0	0.0	0.00	0.00	0.00	25.4	5.0	-208.4	68.1	-42.6	68.2
AFRICAN MERCHANT ASSURANCE	0.00	-29.5	70.0	40.6	0.0	64.4	81.0	54.8	-225.4	-1.0	154.5	41.4	0.00	40.2	78.5
AIG INSURANCE COMPANY	113.8	0.1	21.8	-2024.2	12.4	65.4	90.5	72.6	0.00	23.9	6.2	81.6	0.00	0.00	55.5
ALLIANZ INSURANCE COMPANY	5.5	21.8	1527.9	-21.6	-4.1	3.3	44.2	94.1	0.00	-25.5	-118.2	23.1	0.00	5.2	148.2
APA INSURANCE COMPANY	-73.1	153.1	46.8	108.3	58.2	67.9	76.6	37.9	0.00	20.8	82.5	76.1	80.4	109.9	69.0
BRITAM GENERAL INSURANCE	0.00	3.9	4.8	65.8	14.9	9.2	65.3	46.3	0.00	15.1	1.9	23.6	80.3	62.9	58.7
CANNON ASSURANCE COMPANY	0.00	38.4	105.0	153.9	-242.9	204.0	101.5	98.3	0.0	-8.1	-78.8	194.3	0.00	105.7	98.4
CIC GENERAL INSURANCE COMPANY	0.00	25.3	0.2	41.9	127.7	119.9	90.7	58.6	0.0	54.5	19.3	51.8	77.3	41.4	68.6
CORPORATE INSURANCE COMPANY	0.00	27.1	-0.2	1217.8	3.7	8.3	32.3	3382.9	0.0	-2.7	1.4	-24.3	0.00	4.3	28.6
DIRECTLINE ASSURANCE COMPANY	0.00	0.00	0.00	0.00	0.00	0.00	72.6	69.7	49.1	0.00	0.00	0.00	0.00	0.00	50.2
FIDELITY SHIELD INSURANCE	2933.3	91.3	59.4	114.9	92.7	106.7	45.4	92.1	143.7	48.4	72.7	53.6	0.00	15.3	74.6
FIRST ASSURANCE COMPANY	-363.2	24.5	57.6	69.7	414.2	106.5	74.6	68.0	0.00	50.1	102.5	58.5	58.2	-306.9	69.7
GA INSURANCE COMPANY	71.1	30.1	-9.9	123.4	32.1	38.0	48.5	47.9	1.3	21.8	53.7	112.4	65.9	-11.7	57.6
GEMINIA INSURANCE COMPANY	0.00	49.0	55.1	86.6	19.6	51.6	92.0	73.0	0.00	39.6	40.3	66.0	0.00	-7.9	70.9
HERITAGE INSURANCE COMPANY	-92.4	179.4	29.7	16.0	1.8	1.9	71.9	49.1	60.0	22.7	45.4	20.4	65.1	45.2	48.9
ICEA LION GENERAL INSURANCE	123.8	21.4	13.0	55.1	71.5	44.4	76.7	67.1	0.00	53.1	82.4	58.6	64.2	22.6	63.3
INTRA-AFRICA ASSURANCE	0.00	298.5	77.6	53.1	-77.1	78.9	52.3	31.0	0.00	-2.0	70.2	40.0	0.00	92.0	56.4
INVESCO ASSURANCE COMPANY	0.00	-9.1	2381.4	-470.1	22.2	0.0	67.0	79.9	53.4	914.5	1663.6	-56.6	0.00	0.0	56.0
JUBILEE INSURANCE COMPANY	-0.7	40.0	51.7	23.5	153.1	10.5	70.5	62.2	0.00	100.4	35.2	-219.3	71.1	141.6	67.3
KENINDIA ASSURANCE COMPANY	0.0	213.8	27.3	-29.5	82.8	48.8	65.6	69.8	0.00	27.5	69.7	88.3	95.6	12.6	65.2
KENYA ORIENT INSURANCE	0.00	22.9	63.9	58.7	-5.7	522.9	109.7	9.9	1.1	110.1	113.2	23.7	0.00	100.6	60.5
MADISON INSURANCE COMPANY	0.00	1.0	22.4	68.8	29.4	707.1	64.8	67.8	0.00	54.9	30.2	56.5	69.9	7.7	66.2
MAYFAIR INSURANCE COMPANY	0.0	106.1	88.9	56.6	24.0	19.9	67.0	52.6	0.00	44.1	40.9	44.9	0.00	1.3	50.2
OCCIDENTAL INSURANCE COMPANY	0.00	74.8	12.7	74.2	78.5	105.2	65.1	67.4	0.00	106.6	29.7	61.0	0.00	299.0	66.2
PACIS INSURANCE COMPANY	0.00	-415.8	686.5	-120.1	-3.4	10.4	89.2	51.9	0.00	0.5	67.6	4.9	107.4	2603.9	48.7
PHOENIX OF EAST AFRICA	0.00	0.00	0.00	0.00	0.00	0.00	0.00	0.00	0.00	0.00	0.00	0.00	0.00	0.00	0.00
PIONEER INSURANCE COMPANY	0.00	19.2	17.9	5.1	55.5	15.0	66.5	46.3	0.00	69.6	18.3	25.3	0.00	11.9	26.1
RESOLUTION INSURANCE COMPANY	0.00	27.7	96.8	74.6	8.6	20.0	72.9	31.2	0.00	11.7	81.2	0.3	76.3	6.2	66.9
SAHAM INSURANCE COMPANY	0.00	260.6	17.8	81.2	-928.3	-9.4	73.1	48.1	0.00	0.0	22.1	40.3	38.1	-1.8	52.6
SANLAM INSURANCE COMPANY	0.00	81.8	-178.7	16.7	-12.0	30.0	60.0	10.6	15.2	11.6	496.0	27.1	84.0	111.7	47.8
TAKAFUL INSURANCE OF AFRICA	0.00	10.2	34.4	39.7	57.7	-26.0	135.4	-5.2	0.00	-18.8	-918.8	230.7	24.9	-3310.7	30.8
TAUSI ASSURANCE COMPANY	0.00	31.7	29.8	26.4	-1.5	35.0	39.5	38.1	0.00	-3.2	34.0	33.1	31.4	3.7	33.2
THE KENYAN ALLIANCE INSURANCE	0.00	18.1	78.8	7.9	-3.0	30.2	66.7	35.7	0.00	84.6	3.2	1.0	0.00	172.2	51.6
THE MONARCH INSURANCE	0.00	59.1	4.0	37.4	7.4	131.4	65.5	42.6	0.00	16.3	-18.5	13.2	0.00	12.0	48.1
TRIDENT INSURANCE COMPANY	-5.9	191.9	48.0	-8.9	150.9	-126.0	30.9	5.6	0.0	0.2	35.5	-36.7	122.0	-0.2	46.6
UAP INSURANCE COMPANY	0.00	19.8	15.9	20.5	13.8	69.2	89.7	65.5	0.00	26.6	44.7	45.3	69.7	43.4	68.0
XPLICO INSURANCE COMPANY	0.00	0.00	0.00	0.00	0.00	0.00	0.00	0.00	0.00	0.00	0.00	0.00	0.00	0.00	0.00
TOTAL	37.6	55.3	32.8	48.9	44.5	53.0	77.2	54.5	64.9	31.9	39.0	55.1	72.4	53.9	63.5
REINSURERS															
CONTINENTAL REINSURANCE	82.1	29.2	0.00	18.1	15.8	58.7	0.0	-433.7	0.00	4.1	400.0	-36.5	75.4	83.1	45.1
EAST AFRICA REINSURANCE	120.8	41.7	0.00	51.5	4.3	63.3	0.00	53.7	0.00	41.0	0.00	0.00	78.0	39.8	52.7
KENYA REINSURANCE CORPORATION	52.3	41.4	12.9	60.5	12.0	47.6	1.6	30.9	0.00	102.5	31.5	10.2	58.0	40.9	54.3
TOTAL	57.0	39.5	12.9	55.5	12.1	51.3	0.4	49.1	0.00	86.8	31.5	9.3	61.2	41.2	53.3

APPENDIX 18: SUMMARY OF UNDERWRITING PROFITS UNDER GENERAL INSURANCE BUSINESS FOR THE PERIOD ENDED 30.06.2017															
Company	Aviation	Engineering	Fire Domestic	Fire Industrial	Liability	Marine	Motor Private	Motor Commercial	Motor Commercial PSV	Personal Accident	Theft	Workmens' Compensation	Medical	Miscellaneous	Total
INSURERS															
AAR INSURANCE KENYA	-	-	4,727	-	603	15	-	-	-	(169)	150	(21,100)	(19,515)	(13,698)	(48,987)
AFRICAN MERCHANT ASSURANCE	-	29,924	(257)	(12,094)	3,970	(2,572)	(116,498)	83,432	(509,237)	328,796	(11,382)	11,746	-	693	(193,479)
AIG INSURANCE COMPANY	(5,075)	22,657	27,111	(45,625)	70,852	(130)	(6,590)	(14,466)	-	88,116	48,556	(17,685)	-	-	167,722
ALLIANZ INSURANCE COMPANY	(1,988)	(2,057)	(39,424)	(26,167)	(2,384)	(6,363)	7,270	(5,447)	-	(23,283)	(2,077)	4,537	-	(16,844)	(114,226)
APA INSURANCE COMPANY	(498)	(31,340)	2,251	(59,475)	(4,030)	(5,648)	(50,399)	227,334	-	21,653	(19,178)	(59,544)	(44,372)	(36,119)	(59,364)
BRITAM GENERAL INSURANCE	-	10,956	5,124	(26,231)	9,525	14,956	(261,576)	(157,347)	-	13,309	20,183	(10,341)	(5,512)	(18,317)	(405,272)
CANNON ASSURANCE COMPANY	-	(20,522)	(4,198)	(11,109)	5,154	(22,077)	(71,705)	(78,020)	331	(4,389)	22,650	(59,017)	(10,818)	4,983	(248,736)
CIC GENERAL INSURANCE COMPANY	-	14,291	14,229	(15,681)	(36,985)	(35,823)	(286,729)	5,473	13,500	(28,160)	10,578	(983)	(39,485)	(7,560)	(393,334)
CORPORATE INSURANCE COMPANY	(6)	4,530	12,132	(13,412)	(2,343)	42,992	(12,505)	(36,590)	837	876	19,251	(7,510)	-	6,373	14,624
DIRECTLINE ASSURANCE COMPANY	-	-	-	-	-	-	8,461	2,774	260,045	-	-	-	-	-	271,279
FIDELITY SHIELD INSURANCE	(16,770)	(4,345)	(40)	(18,725)	(4,224)	(10,051)	52,742	(82,010)	(11,836)	905	(5,089)	4,956	-	(4,653)	(99,141)
FIRST ASSURANCE COMPANY	440	9,881	703	8,896	(28,431)	(15,082)	(46,127)	(25,401)	-	(31,370)	(9,625)	12,485	(4,933)	10,874	(117,691)
GA INSURANCE COMPANY	288	44,151	28,430	10,296	10,290	20,531	68,651	64,181	31,828	9,382	23,536	(102,726)	28,735	45,587	283,162
GEMINIA INSURANCE COMPANY	-	(1,768)	1,031	(25,974)	4,531	27,328	(63,533)	(8,645)	-	4,114	36,034	(3,945)	-	5,570	(25,258)
HERITAGE INSURANCE COMPANY	(2,334)	(28,883)	(17,270)	6,908	22,794	18,811	(45,795)	48,631	(72)	(16,478)	8,788	62,125	45,552	18,245	121,022
ICEA LION GENERAL INSURANCE	2,047	42,442	27,874	47,451	1,606	20,107	(67,884)	(62,989)	-	1,367	(23,077)	5,490	17,370	5,780	17,585
INTRA-AFRICA ASSURANCE	-	(27,291)	(1,509)	1,092	3,454	(10,292)	11,011	17,940	(114)	5,609	(3,042)	4,432	-	(159)	1,131
INVESCO ASSURANCE COMPANY	-	6	(5,289)	2,432	(3)	179	(15,899)	(10,520)	11,101	(753)	(2,939)	(770)	-	541	(21,915)
JUBILEE INSURANCE COMPANY	1,091	1,689	3,692	6,738	(75,787)	22,277	13,511	38,603	-	(109,878)	24,761	107,680	438,562	(11,977)	460,962
KENINDIA ASSURANCE COMPANY	(4)	(18,542)	5,111	12,391	(5,023)	5,308	2,517	(21,062)	-	4,413	2,513	(89,027)	(15,572)	1,607	(115,371)
KENYA ORIENT INSURANCE	-	(2,225)	(1,643)	(10,380)	11,407	(48,925)	(194,240)	260,233	12,726	(4,345)	(9,086)	14,340	-	(9,095)	18,765
MADISON INSURANCE COMPANY	-	4,820	2,127	(2,460)	3,463	(954)	(18,348)	(48,519)	-	(853)	1,694	(450)	39,227	6,662	(13,591)
MAYFAIR INSURANCE COMPANY	1,044	1,895	471	16,003	8,157	38,486	605	17,186	-	2,214	6,203	19,539	-	14,754	126,557
OCCIDENTAL INSURANCE COMPANY	-	2,660	10,183	3,517	(30)	(9,444)	2,597	(2,985)	634	(921)	14,862	(5,687)	-	(10,917)	4,468
PACIS INSURANCE COMPANY	-	(1,304)	(2,127)	2,883	3,474	(113)	(52,644)	(21,540)	-	18,201	(6,792)	10,403	(26,481)	4,316	(71,724)
PHOENIX OF EAST AFRICA	-	-	-	-	-	-	-	-	-	-	-	-	-	-	-
PIONEER INSURANCE COMPANY	-	(753)	(1,165)	1,406	(942)	(13,233)	(2,979)	(2,308)	-	(2,194)	(215)	(1,166)	-	(4,925)	(28,474)
RESOLUTION INSURANCE COMPANY	-	(672)	(860)	(45)	9,586	(627)	(37,845)	(18,690)	-	(5,413)	(2,808)	4,889	(185,667)	3,814	(234,339)
SAHAM INSURANCE COMPANY	-	(10,965)	662	1,485	8,019	3,353	(44,112)	(9,314)	-	(42,949)	2,771	(3,450)	47,983	30,932	(15,585)
SANLAM INSURANCE COMPANY	-	(380)	3,225	10,198	29,805	5,597	(84,003)	69,520	(10,289)	(928)	(10,867)	5,394	(53,466)	964	(35,229)
TAKAFUL INSURANCE OF AFRICA	-	878	(666)	(3,534)	(5,445)	(4,754)	(61,660)	13,915	-	(9,565)	29,092	(25,904)	19,478	(13,517)	(61,682)
TAUSI ASSURANCE COMPANY	-	966	(1,151)	(4,553)	962	(6,684)	(1,111)	6,008	-	3,430	4,460	9,446	(163)	(6,373)	5,237
THE KENYAN ALLIANCE INSURANCE	-	51	(9,235)	1,938	(46,955)	2,577	(27,884)	52,819	-	(1,842)	19,790	15,479	-	(937)	5,802
THE MONARCH INSURANCE	-	(2,906)	7,192	(5,252)	907	(730)	(35,507)	14,851	-	7,723	(39)	14,393	-	29,417	30,048
TRIDENT INSURANCE COMPANY	(3,914)	(9,586)	(87)	11,707	(2,438)	4,161	(690)	81,704	16,263	862	250	48,224	(5,170)	(90,402)	50,883
UAP INSURANCE COMPANY	-	(5,259)	15,690	39,848	14,240	(5,466)	(256,549)	(10,935)	-	(17,097)	18,498	18,798	25,819	7,433	(154,982)
XPLICO INSURANCE COMPANY	-	-	-	-	-	-	-	-	-	-	-	-	-	-	-
TOTAL	(25,679)	22,999	87,044	(95,528)	7,779	27,710	(1,695,447)	387,816	(184,283)	210,383	208,404	(34,949)	251,572	(46,948)	(879,133)
REINSURERS															
CONTINENTAL REINSURANCE	(1,957)	18,810	-	47,973	5,111	132	53,287	(56,841)	-	57,602	(3)	112	(33,001)	(18,539)	72,686
EAST AFRICA REINSURANCE	458	16,378	-	34,679	2,227	(8,584)	-	56,882	-	(1,633)	-	-	(33,869)	15,224	81,762
KENYA REINSURANCE CORPORATION	(7,373)	56,133	2,218	(115,594)	59,297	20,642	15,726	147,381	-	(170,521)	81,930	2,668	189,675	85,518	367,702
TOTAL	(8,872)	91,321	2,218	(32,942)	66,635	12,190	69,013	147,422	-	(114,552)	81,927	2,780	122,805	82,203	522,150

Amounts in Thousand Shillings

APPENDIX 19: SUMMARY OF GENERAL INSURANCE BUSINESS REVENUE ACCOUNTS FOR THE PERIOD ENDED 30.06.2017

Company	Gross Direct Premium	Inward Reinsurance	Outward Reinsurance	Net Premium Written	UPR B/F	Unexpired Risk Reserve (B/F)	UPR C/F	Unexpired Risk Reserve (B/F)	Net Earned Premium Income	Incurred Claims	Net Commissions	Expense of Management	Underwriting Profit /(Loss)	Investment Income	Operating Profit
INSURERS															
AAR INSURANCE KENYA	3,307,816	-	1,119,587	2,188,228	3,153,300	-	2,761,894	-	2,579,635	1,758,276	269,204	601,141	(48,987)	150,915	101,929
AFRICAN MERCHANT ASSURANCE	1,037,006	8,312	139,039	906,280	1,078,654	-	661,888	-	1,323,045	1,038,282	89,781	388,461	(193,479)	79,001	(114,478)
AIG INSURANCE COMPANY	2,157,326	29,786	1,542,130	644,981	772,460	-	535,166	-	882,275	489,606	(55,843)	280,791	167,722	-	167,722
ALLIANZ INSURANCE COMPANY	115,822	-	42,443	73,379	25,729	-	68,159	-	30,949	45,858	8,062	91,255	(114,226)	6,049	(108,177)
APA INSURANCE COMPANY	4,564,857	-	1,329,223	3,235,634	2,467,639	-	2,604,834	-	3,098,439	2,139,043	228,773	789,987	(59,364)	-	(59,364)
BRITAM GENERAL INSURANCE	4,765,821	-	603,473	4,162,348	2,530,765	98,165	3,326,700	117,866	3,346,713	1,964,294	315,854	1,471,837	(405,272)	452,195	46,923
CANNON ASSURANCE COMPANY	637,288	8,812	214,938	431,162	558,806	105,413	452,284	90,593	552,503	543,757	30,192	227,291	(248,736)	-	(248,736)
CIC GENERAL INSURANCE COMPANY	4,917,695	33,229	545,354	4,405,570	3,366,626	-	3,881,576	-	3,890,621	2,668,831	417,100	1,198,024	(393,334)	572,792	179,458
CORPORATE INSURANCE COMPANY	144,766	11,769	21,304	135,230	111,255	-	98,191	-	148,294	42,392	15,951	75,327	14,624	13,219	27,843
DIRECTLINE ASSURANCE COMPANY	1,532,872	-	24,590	1,508,282	904,419	-	709,898	-	1,702,803	853,983	188,344	389,197	271,279	-	271,279
FIDELITY SHIELD INSURANCE	1,406,337	17,110	429,800	993,648	498,708	-	786,610	-	705,745	526,690	66,946	211,250	(99,141)	-	(99,141)
FIRST ASSURANCE COMPANY	1,539,066	38,660	647,684	930,041	753,348	-	772,530	-	910,859	634,632	74,668	319,250	(117,691)	-	(117,691)
GA INSURANCE COMPANY	3,363,017	38,875	1,630,081	1,771,811	1,006,666	-	1,459,352	-	1,319,126	759,585	(75,170)	351,549	283,162	350,226	633,387
GEMINIA INSURANCE COMPANY	1,646,306	6,867	126,098	1,527,076	866,012	-	1,169,183	-	1,223,905	868,360	178,755	202,048	(25,258)	88,808	63,550
HERITAGE INSURANCE COMPANY	3,288,489	3,542	1,536,688	1,755,343	1,208,120	-	1,452,968	-	1,510,494	737,889	28,448	623,136	121,022	324,682	445,704
ICEA LION GENERAL INSURANCE	3,549,110	32,852	1,322,328	2,259,634	1,373,209	-	1,665,018	-	1,967,825	1,285,088	195,250	469,902	17,585	-	17,585
INTRA-AFRICA ASSURANCE	538,125	-	98,265	439,860	379,991	-	389,186	-	430,666	243,024	26,903	159,607	1,131	8,283	9,414
INVESCO ASSURANCE COMPANY	1,106,755	-	68,094	1,038,661	321,883	-	259,439	-	1,101,105	616,088	116,664	390,268	(21,915)	-	(21,915)
JUBILEE ASSURANCE COMPANY	6,836,069	168,425	2,141,164	4,863,329	4,134,666	-	4,059,773	-	4,938,222	3,321,602	282,059	873,599	460,962	548,123	1,009,085
KENINDIA ASSURANCE COMPANY	2,053,989	30,079	705,619	1,378,450	737,705	-	1,096,079	-	1,020,075	664,828	104,486	366,133	(115,371)	182,673	67,302
KENYA ORIENT INSURANCE	1,013,007	6,155	104,672	914,490	-	1,081,841	-	911,563	1,084,768	655,873	99,310	310,820	18,765	15,389	34,155
MADISON INSURANCE COMPANY	1,854,655	9,069	66,684	1,797,040	1,215,887	-	1,472,718	-	1,540,209	1,020,175	138,249	395,377	(13,591)	45,208	31,617
MAYFAIR INSURANCE COMPANY	1,248,208	52,722	567,414	733,516	456,003	-	538,945	-	650,574	326,704	29,657	167,655	126,557	-	126,557
OCCIDENTAL INSURANCE COMPANY	1,297,969	6,282	394,181	910,070	531,494	-	598,628	-	842,936	557,665	88,961	191,842	4,468	94,598	99,067
PACIS INSURANCE COMPANY	628,325	-	174,301	454,024	349,912	-	448,015	-	355,921	173,449	54,456	199,740	(71,724)	54,568	(17,156)
PHOENIX OF EAST AFRICA	-	-	-	-	-	-	-	-	-	-	-	-	-	-	-
PIONEER INSURANCE COMPANY	138,705	327	79,848	59,185	-	-	36,668	-	22,517	5,872	656	44,462	(28,474)	537	(27,937)
RESOLUTION INSURANCE COMPANY	2,336,102	-	1,474,912	861,190	661,858	79,575	775,987	79,575	747,061	499,710	(106,841)	588,530	(234,339)	45,506	(188,832)
SAHAM INSURANCE COMPANY	941,852	10,952	499,084	453,719	320,220	-	387,782	-	386,157	203,041	2,711	195,991	(15,585)	47,398	31,813
SANLAM INSURANCE COMPANY	1,324,582	-	333,235	991,347	380,767	-	648,629	-	723,486	345,961	33,920	378,834	(35,229)	41,174	5,945
TAKAFUL INSURANCE OF AFRICA	303,696	-	127,968	175,728	334,641	-	326,339	-	184,030	56,667	19,467	169,578	(61,682)	15,786	(45,896)
TAUSI ASSURANCE COMPANY	642,847	12,501	201,275	454,073	232,470	-	316,389	-	370,154	123,030	43,932	197,955	5,237	-	5,237
THE KENYAN ALLIANCE INSURANCE	520,320	1,581	47,007	474,893	448,407	-	425,372	-	497,928	256,882	49,094	186,151	5,802	59,372	65,173
THE MONARCH INSURANCE	593,437	9,443	59,509	543,370	406,522	-	465,024	-	484,868	233,255	25,691	195,874	30,048	-	30,048
TRIDENT INSURANCE COMPANY	790,458	24,412	342,540	472,330	409,716	-	458,643	-	423,403	197,221	(37,970)	213,269	50,883	-	50,883
UAP INSURANCE COMPANY	5,127,122	100,252	955,360	4,272,014	3,286,390	-	3,483,163	-	4,075,241	2,771,702	390,097	1,068,424	(154,982)	-	(154,982)
XPLICO INSURANCE COMPANY	-	-	-	-	-	-	-	-	-	-	-	-	-	-	-
TOTAL	67,269,817	662,014	19,715,892	48,215,936	35,284,248	1,364,994	38,593,030	1,199,597	45,072,552	28,629,315	3,337,817	13,984,555	(879,133)	3,196,502	2,317,371
REINSURERS															
CONTINENTAL REINSURANCE	-	787,696	92,231	695,465	281,343	-	329,784	-	647,024	291,849	163,383	119,106	72,686	36,929	109,615
EAST AFRICA REINSURANCE	-	1,499,809	55,033	1,444,775	643,350	-	826,772	-	1,261,353	664,407	387,194	127,990	81,762	239,482	321,243
KENYA REINSURANCE CORPORATION	-	6,242,383	142,373	6,100,010	4,298,058	-	4,477,131	-	5,920,937	3,215,510	1,704,248	633,477	367,702	1,498,615	1,866,316
TOTAL	-	8,529,888	289,637	8,240,250	5,222,751	-	5,633,687	-	7,829,314	4,171,766	2,254,825	880,573	522,150	1,775,026	2,297,174

Amounts in Thousand Shillings

APPENDIX 20 : SUMMARY OF LONG TERM INSURANCE BUSINESS BALANCE SHEETS AS AT 30.06.2017

Company	APA LIFE ASSURANCE COMPANY	BARCLAYS LIFE	BRITAM LIFE ASSURANCE	CANNON ASSURANCE COMPANY	CAPEX LIFE ASSURANCE COMPANY	CIC LIFE ASSURANCE COMPANY	CONTINENTAL REINSURANCE	CORPORATE INSURANCE COMPANY	EAST AFRICA REINSURANCE	FIRST ASSURANCE COMPANY
Share Capital	450,000	450,000	880,000	150,000	150,000	800,000	300,000	150,000	500,000	150,000
Share Premium	-	-	-	-	-	-	-	-	-	-
Revaluation Reserves	6,990	43,283	-	-	778	-	(529)	-	478,222	-
Statutory Reserves	2,607	(491,159)	-	110,270	76,382	1,197,169	21,057	151,265	-	173,137
Retained Earnings	(70,558)	78,323	-	-	-	135,678	-	-	-	-
Other Reserves	-	-	8,659,571	461,946	48,793	(73,969)	142,941	5,658	-	-
Total Equity	389,040	80,447	9,539,571	722,216	275,952	2,058,877	463,469	306,924	978,222	323,137
Underwriting Provisions	123,686	-	797,790	47,274	2,069	327,620	29,340	18,391	336,793	4,245
Actuarial Contract Liabilities	3,661,870	1,316,337	42,845,030	683,660	140,148	6,421,473	-	490,013	143,169	14,879
LongTerm Liabilities	-	400,000	3,711,257	131,120	111,741	446,237	33,275	-	204,952	74,731
Current Liabilities	70,952	290,116	1,028,874	87,041	19,120	491,061	87,141	95,202	131,634	25,893
Total Equity And Liabilities	4,245,547	2,086,901	57,922,521	1,671,311	549,030	9,745,269	613,226	910,529	1,794,770	442,885
Land And Buildings	-	-	142,955	105,000	-	-	-	-	-	-
Investment Property	313,000	-	4,362,259	822,700	447,585	2,182,071	-	353,000	-	77,500
Other Fixed Assets	16,396	40,770	447,481	13,868	4,561	157,769	-	707	-	26
Government Securities	3,154,731	1,434,389	11,523,783	477,467	21,646	3,372,899	303,749	153,500	1,099,914	273,130
Other Securities	15,431	-	7,185,116	-	-	565,766	-	-	-	-
Investment in Related Companies	-	-	3,490,803	-	-	-	-	-	-	-
Corporate Bonds	92,099	-	884,015	14,835	-	408,851	27,212	-	88,217	-
Commercial Papers	95,047	-	-	-	-	10,508	-	-	-	-
Debentures	-	-	-	-	-	-	-	-	-	-
Ordinary Shares Quoted	185,362	-	7,366,485	49,374	2	457,001	15,767	1,406	37,955	5,605
Ordinary Shares Unquoted	12,999	-	137,195	5,291	-	4,393	-	1,036	-	-
Preference Shares Quoted	-	-	-	-	-	-	-	-	-	-
Preference Shares Unquoted	-	-	-	-	-	-	-	-	-	-
Loans Secured & Unsecured	18,832	-	918,566	20,999	-	289,578	-	59,991	-	-
Mortgages	-	-	1,152,264	85,860	-	181,707	-	-	-	-
Term Deposits	158,631	173,688	1,559,212	19,401	-	547,501	93,020	325,114	213,505	61,288
Cash and Cash Balances	17,378	14,223	649,608	19,505	22,062	267,063	17,936	2,576	50,653	15,103
Outstanding Premiums	107,278	45,070	695,064	40	51,130	375,099	58,030	-	181,694	10,233
Other Receivables	34,058	8,941	1,625,250	-	-	420,455	42,200	13,199	63,672	-
Other Assets	11,347	-	14,799,956	36,422	2,044	493,020	55,312	-	3,411	-
Intangible Assets	12,959	369,820	982,510	551	-	11,589	-	-	55,750	-
Total Assets	4,245,547	2,086,901	57,922,521	1,671,311	549,030	9,745,269	613,226	910,529	1,794,770	442,885

Amounts in Thousand Shillings

Continued next page

Continued from previous page

APPENDIX 20 ii: SUMMARY OF LONG TERM INSURANCE BUSINESS BALANCE SHEETS AS AT 30.06.2017										
Company	GA LIFE INSURANCE COMPANY	GEMINIA INSURANCE COMPANY	ICEA LION LIFE ASSURANCE COMPANY	JUBILEE INSURANCE COMPANY	KENINDIA ASSURANCE COMPANY	KENYA ORIENT LIFE ASSURANCE	KENYA REINSURANCE CORPORATION	LIBERTY LIFE ASSURANCE	MADISON INSURANCE COMPANY	METROPOLITAN LIFE ASSURANCE
Share Capital	200,000	150,000	450,000	500,000	161,388	173,000	-	612,340	150,000	416,726
Share Premium	-	-	-	-	-	-	-	-	-	689,937
Revaluation Reserves	-	-	-	-	-	-	(33,549)	322,315	-	-
Statutory Reserves	262,569	-	6,650,934	3,280,265	318,516	-	3,700,378	1,867,979	1,295,742	-
Retained Earnings	10,125	-	2,109,729	1,079,246	43,560	24,927	-	(340,499)	62,000	(1,017,832)
Other Reserves	-	-	200,000	-	2,708,374	-	-	-	-	-
Total Equity	472,695	150,000	9,410,663	4,859,511	3,231,838	197,927	3,666,829	2,462,134	1,507,742	88,831
Underwriting Provisions	-	46,273	109,225	1,040,563	54,863	13,965	-	474,730	69,423	204,545
Actuarial Contract Liabilities	4,628,947	-	53,368,968	50,581,342	24,565,789	384,306	2,233,218	19,682,110	7,806,834	649,952
LongTerm Liabilities	7,191	-	1,418,731	63,508	1,995	-	-	938,697	375,131	-
Current Liabilities	30,269	755,022	561,356	1,146,214	484,926	14,092	1,585,729	580,606	142,170	44,228
Total Equity And Liabilities	5,139,101	951,295	64,868,943	57,691,138	28,339,412	610,290	7,485,777	24,138,278	9,901,300	987,556
Land And Buildings	-	-	-	-	1,142,023	-	-	481,602	-	-
Investment Property	1,058,839	-	9,922,478	4,182,917	1,731,464	-	1,465,000	1,049,000	4,538,000	-
Other Fixed Assets	622	-	119,357	40,809	18,500	17,552	-	118,827	58,077	3,455
Government Securities	3,727,783	524,800	41,899,292	37,314,330	24,686,255	200,270	2,258,399	12,331,319	1,770,925	527,290
Other Securities	-	-	-	-	-	-	-	-	36,411	-
Investment in Related Companies	-	-	676,490	1,885,504	-	-	-	-	-	-
Corporate Bonds	180,365	1,875	1,576,284	1,411,912	51,885	13,435	-	2,068,879	152,980	90,468
Commercial Papers	-	-	-	-	100,000	44,106	-	-	-	-
Debentures	-	-	-	-	-	-	-	-	-	-
Ordinary Shares Quoted	89,369	-	6,386,566	5,302,805	141,198	-	202,136	2,463,639	161,450	67,057
Ordinary Shares Unquoted	-	-	-	2,188,371	675	84,962	-	227,633	1,943,836	-
Preference Shares Quoted	-	-	1,279	-	-	-	-	-	-	-
Preference Shares Unquoted	-	-	-	-	-	-	-	-	-	-
Loans Secured & Unsecured	310	-	494,161	707,710	89,575	9,952	-	1,186,241	109,713	158
Mortgages	-	-	424,049	-	4,813	-	-	413,095	38,383	-
Term Deposits	36,453	383,821	2,919,358	3,324,124	212,835	128,349	3,218,631	2,906,118	430,273	47,848
Cash and Cash Balances	25,320	22,011	70,412	75,714	62,572	14,821	63,507	267,662	100,659	44,540
Outstanding Premiums	-	-	-	451,327	-	73,051	278,104	218,106	44,053	126,091
Other Receivables	8,882	-	136,094	582,364	77,058	-	-	140,520	498,828	25,799
Other Assets	6	18,788	226,158	199,179	-	23,304	-	143,972	-	45,455
Intangible Assets	11,152	-	16,964	24,073	20,560	489	-	121,666	17,710	9,396
Total Assets	5,139,101	951,295	64,868,943	57,691,138	28,339,412	610,290	7,485,777	24,138,278	9,901,300	987,556

Amounts in Thousand Shillings

Continued next page

Continued from previous page

APPENDIX 20 iii: SUMMARY OF LONG TERM INSURANCE BUSINESS BALANCE SHEETS AS AT 30.06.2017										
Company	OLD MUTUAL ASSURANCE COMPANY	PIONEER ASSURANCE COMPANY	PRUDENTIAL LIFE ASSURANCE	SAHAM INSURANCE COMPANY	SANLAM LIFE ASSURANCE	TAKAFUL INSURANCE OF AFRICA	THE KENYAN ALLIANCE INSURANCE	THE MONARCH INSURANCE COMPANY	UAP LIFE ASSURANCE COMPANY	TOTAL
Share Capital	2,174,871	150,000	400,000	150,000	200,000	150,000	400,000	154,976	1,585,456	12,158,757
Share Premium	1,884,957	-	718,444	-	30,260	-	-	-	-	3,323,598
Revaluation Reserves	-	-	-	(358)	-	-	-	-	27,534	844,686
Statutory Reserves	-	207,475	(933,441)	-	3,133,948	69,950	6,000	(7,282)	-	21,093,761
Retained Earnings	(2,154,457)	265,300	-	-	(1,511,292)	-	12,468	-	(270,633)	(1,543,915)
Other Reserves	-	-	-	(13,396)	-	-	-	151,510	-	12,291,428
Total Equity	1,905,370	622,775	185,004	136,246	1,852,916	219,950	418,468	299,204	1,342,356	48,168,314
Underwriting Provisions	383,721	895,018	82,364	-	298,380	1,488	48,718	70,372	826,071	6,306,927
Actuarial Contract Liabilities	11,063,587	1,891,838	470,169	1,079,846	21,307,414	13,683	2,182,761	140,885	7,864,206	265,632,434
LongTerm Liabilities	-	99,990	-	-	748,662	-	5,343	-	-	8,772,561
Current Liabilities	752,430	149,825	673,879	66,237	1,036,785	18,990	118,649	55,021	301,406	10,844,868
Total Equity And Liabilities	14,105,108	3,659,446	1,411,415	1,282,329	25,244,157	254,111	2,773,940	565,481	10,334,039	339,725,105
Land And Buildings	-	-	-	-	1,423,851	-	355,000	-	-	3,650,431
Investment Property	2,080,000	1,153,428	-	80,000	1,111,113	-	-	312,982	920,000	38,163,336
Other Fixed Assets	84,024	39,812	49,877	3,310	138,575	-	1,880	22,127	41,900	1,440,282
Government Securities	3,884,248	325,543	606,574	703,821	11,557,954	50,290	287,780	46,321	4,603,729	169,122,131
Other Securities	20,396	-	-	-	1,940,626	-	-	-	-	9,763,746
Investment in Related Companies	-	-	-	-	-	-	-	16,381	-	6,069,178
Corporate Bonds	726,212	1,000	-	89,443	2,703,855	28,338	52,857	-	956,812	11,621,829
Commercial Papers	-	-	-	-	-	-	-	-	-	249,661
Debentures	-	-	-	-	-	-	-	-	-	-
Ordinary Shares Quoted	3,554,356	26,723	-	8,054	3,816,493	-	-	-	1,574,764	31,913,567
Ordinary Shares Unquoted	438,168	-	-	-	-	-	-	-	13,876	5,058,435
Preference Shares Quoted	-	-	-	-	-	-	-	-	-	1,279
Preference Shares Unquoted	-	-	-	-	-	-	-	-	-	-
Loans Secured & Unsecured	212,489	138,278	14,456	6,858	749,782	-	-	-	13,874	5,041,523
Mortgages	24,720	-	-	-	294,099	-	-	-	62,508	2,681,498
Term Deposits	1,915,489	249,681	23,031	308,696	579,982	95,881	1,004,644	-	1,218,937	22,155,511
Cash and Cash Balances	501,047	47,798	643,712	457	292,610	23,942	47,792	252	254,822	3,635,757
Outstanding Premiums	127,110	1,436,672	15,073	13,848	170,245	46,885	29,420	94,326	383,304	5,031,253
Other Receivables	162,745	141,961	1,128	-	-	6,121	-	-	58,017	4,047,292
Other Assets	350,575	87,080	24,170	67,842	266,224	2,654	994,568	71,018	231,496	18,154,001
Intangible Assets	23,528	11,470	33,394	-	198,746	-	-	2,074	-	1,924,401
Total Assets	14,105,108	3,659,446	1,411,415	1,282,329	25,244,157	254,111	2,773,940	565,481	10,334,039	339,725,105

Amounts in Thousand Shillings

APPENDIX 21 i: SUMMARY OF GENERAL INSURANCE BUSINESS BALANCE SHEETS AS AT 30.06.2017										
Company	AAR INSURANCE KENYA	AFRICAN MERCHANT ASSURANCE COMPANY	AIG INSURANCE COMPANY	ALLIANZ INSURANCE COMPANY	APA INSURANCE COMPANY	BRITAM GENERAL INSURANCE COMPANY	CANNON ASSURANCE COMPANY	CIC GENERAL INSURANCE COMPANY	CONTINENTAL REINSURANCE	CORPORATE INSURANCE COMPANY
Share Capital	400,000	987,386	450,000	1,000,000	1,250,000	2,668,000	700,000	1,700,000	800,000	400,000
Share Premium	600,523	-	-	-	-	-	-	-	-	-
Revaluation Reserves	-	-	2,790	-	-	-	-	-	(2,235)	-
Statutory Reserves	-	-	-	-	-	-	-	-	-	-
Retained Earnings	116,184	446,617	1,439,946	(151,268)	3,877,318	323,720	(153,709)	2,377,039	362,275	554,577
Other Reserves	-	15,156	250,000	-	399,371	-	-	(68,125)	-	-
Total Equity	1,116,707	1,449,159	2,142,736	848,732	5,526,690	2,991,720	546,291	4,008,914	1,160,040	954,577
Underwriting Provisions	3,283,508	2,271,928	1,348,941	109,940	8,354,945	6,568,512	1,580,931	8,626,979	573,003	280,135
Actuarial Contract Liabilities	-	-	-	-	-	-	-	-	-	-
LongTerm Liabilities	-	-	-	-	-	-	-	-	-	-
Current Liabilities	494,125	131,721	1,428,717	52,942	724,534	512,177	583,005	316,045	142,536	104,590
Total Equity And Liabilities	4,894,340	3,852,807	4,920,394	1,011,614	14,606,169	10,072,409	2,710,226	12,951,938	1,875,579	1,339,302
Land And Buildings	-	729,066	-	-	-	39,176	105,000	240,101	-	-
Investment Property	-	525,000	510,000	-	1,225,000	-	270,000	1,591,380	-	800,000
Other Fixed Assets	132,394	119,763	47,976	36,303	100,084	135,238	35,799	236,400	13,838	3,269
Government Securities	1,236,625	490,086	2,837,757	49,827	7,425,101	4,456,856	803,180	2,577,329	498,331	160,550
Other Securities	-	-	-	-	-	-	-	312,748	5,077	-
Investment in Related Companies	-	-	-	-	597,913	-	30,000	-	-	-
Corporate Bonds	107,595	13,687	-	-	9,570	542,352	29,425	263,241	65,229	-
Commercial Papers	-	-	-	-	353,503	-	-	40,530	-	-
Debentures	-	-	-	-	-	-	-	-	-	-
Ordinary Shares Quoted	-	20,370	-	-	1,143,524	531,767	212,277	427,624	31,103	1,549
Ordinary Shares Unquoted	-	-	-	-	21,269	14,483	299,720	20,001	-	1,036
Preference Shares Quoted	-	-	-	-	-	-	-	-	-	-
Preference Shares Unquoted	-	-	-	-	-	-	-	-	-	-
Loans Secured & Unsecured	-	15,607	10,256	-	17,772	-	7,846	167,481	5,993	-
Mortgages	-	-	-	-	49,545	-	33,451	99,912	23,479	-
Term Deposits	1,552,767	586,495	249,539	-	787,425	859,815	312,530	1,401,033	367,532	18,212
Cash and Cash Balances	35,286	103,564	250,540	796,808	46,081	574,999	14,436	373,863	20,140	3,154
Outstanding Premiums	1,041,071	999,457	668,403	25,276	2,215,047	954,591	262,803	3,625,818	564,816	280,351
Other Receivables	461,499	67,791	30,287	-	49,144	197,319	204,290	763,826	-	13,285
Other Assets	-	169,080	314,489	69,375	290,715	878,119	36,087	758,005	280,041	43,164
Intangible Assets	327,102	12,840	1,146	34,026	274,477	887,692	82,255	52,647	-	14,732
Total Assets	4,894,340	3,852,807	4,920,394	1,011,614	14,606,169	10,072,409	2,710,226	12,951,938	1,875,579	1,339,302

Amounts in thousand Shillings

Continued next page

Continued from previous page

APPENDIX 21 ii: SUMMARY OF GENERAL INSURANCE BUSINESS BALANCE SHEETS AS AT 30.06.2017										
Company	DIRECTLINE ASSURANCE COMPANY	EAST AFRICA REINSURANCE COMPANY	FIDELITY SHIELD INSURANCE COMPANY	FIRST ASSURANCE COMPANY	GA GENERAL INSURANCE COMPANY	GEMINIA INSURANCE COMPANY LIMITED	HERITAGE INSURANCE COMPANY	ICEA LION GENERAL INSURANCE COMPANY	INTRA-AFRICA ASSURANCE COMPANY	INVESCO ASSURANCE COMPANY
Share Capital	300,000	1,000,000	600,000	660,000	700,000	550,000	500,000	1,000,000	400,000	1,680,000
Share Premium	-	-	-	512,139	-	-	-	-	-	-
Revaluation Reserves	(96,698)	201,758	105,672	244,357	829,766	578,992	-	311,434	328,452	540
Statutory Reserves	-	-	-	-	-	-	-	-	-	-
Retained Earnings	965,007	1,467,608	395,801	805,511	1,492,627	485,626	2,361,873	2,380,873	108,187	(1,341,366)
Other Reserves	-	7,549	-	-	251,869	97,951	-	-	7,500	-
Total Equity	1,168,309	2,676,918	1,101,474	2,222,006	3,274,262	1,712,569	2,861,873	3,692,307	844,139	339,174
Underwriting Provisions	4,140,255	2,287,317	1,923,916	2,249,268	4,750,763	2,878,161	3,186,359	4,984,908	907,322	2,457,271
Actuarial Contract Liabilities	-	-	-	-	-	-	-	-	-	-
LongTerm Liabilities	-	79,599	-	-	-	1,904	-	471,116	-	129,579
Current Liabilities	49,749	1,154,623	160,195	764,462	1,849,262	273,215	353,704	1,099,044	78,256	150,148
Total Equity And Liabilities	5,358,313	6,198,453	3,185,585	5,235,736	9,874,287	4,865,850	6,401,937	10,247,375	1,829,717	3,076,172
Land And Buildings	-	376,886	274,034	338,904	1,147,500	19,206	-	-	133,120	73,578
Investment Property	2,100,570	782,641	1,122,786	1,385,000	1,390,757	973,000	16,375	2,640,000	294,260	1,178,480
Other Fixed Assets	-	7,438	29,107	27,154	32,646	36,111	94,791	146,723	22,134	55,417
Government Securities	817,968	2,102,466	286,589	1,446,070	2,666,394	830,200	2,933,683	4,399,307	230,146	177,000
Other Securities	-	-	-	-	-	-	-	43,203	-	-
Investment in Related Companies	14,500	-	-	52,929	356,109	-	152,205	50,147	-	-
Corporate Bonds	-	537,675	-	53,880	295,217	24,300	183,387	323,979	-	-
Commercial Papers	-	-	-	-	10,403	-	-	-	-	-
Debentures	-	-	-	-	-	-	-	-	-	-
Ordinary Shares Quoted	121,011	91,549	101,135	34,897	417,717	132,563	113,822	861,967	64,721	2,613
Ordinary Shares Unquoted	-	-	-	-	263,137	6,849	-	11,471	-	-
Preference Shares Quoted	-	-	-	-	-	-	-	-	-	-
Preference Shares Unquoted	-	-	-	-	-	-	-	-	-	-
Loans Secured & Unsecured	16,815	9,254	5,422	22,540	212,043	195,493	49,324	-	17,755	-
Mortgages	-	41,438	25,016	-	-	-	268,608	-	12,733	-
Term Deposits	846,488	702,174	283,686	590,723	873,722	854,301	1,115,148	325,991	272,737	176,143
Cash and Cash Balances	1,216,146	195,512	124,769	94,433	33,773	137,970	128,460	5,609	25,069	258,590
Outstanding Premiums	-	754,305	727,539	772,668	1,617,397	1,019,437	934,531	864,131	607,121	245,642
Other Receivables	-	194,787	-	16,571	50,998	12,601	72,474	97,053	102,031	458,461
Other Assets	153,826	56,063	120,085	345,404	79,995	622,640	313,014	174,904	-	-
Intangible Assets	70,990	346,266	85,416	54,565	426,481	1,179	26,115	302,889	47,889	450,248
Total Assets	5,358,313	6,198,453	3,185,585	5,235,736	9,874,287	4,865,850	6,401,937	10,247,375	1,829,717	3,076,172

Amounts in thousand Shillings

Continued next page

Continued from previous page

APPENDIX 21 iii: SUMMARY OF GENERAL INSURANCE BUSINESS BALANCE SHEETS AS AT 30.06.2017											
Company	JUBILEE INSURANCE COMPANY	KENINDIA ASSURANCE COMPANY	KENYA ORIENT INSURANCE COMPANY	KENYA REINSURANCE CORPORATION	MADISON INSURANCE COMPANY	MAYFAIR INSURANCE COMPANY	OCCIDENTAL INSURANCE COMPANY	FACIS INSURANCE COMPANY	PHOENIX OF EAST AFRICA ASSURANCE	PIONEER GENERAL INSURANCE	RESOLUTION INSURANCE COMPANY
Share Capital	2,000,000	400,000	810,721	1,749,873	300,000	750,000	693,000	303,000	-	600,000	410,000
Share Premium □	-	1,198	-	-	-	-	-	17,712	-	-	990,000
Revaluation Reserves	155,002	(11,542)	191,942	3,795	-	355,230	3,118	-	-	-	(8,010)
Statutory Reserves	-	-	-	-	-	-	-	-	-	-	-
Retained Earnings	4,309,902	1,884,027	(174,725)	19,557,984	793,554	924,957	379,123	376,728	-	(27,937)	(1,092,909)
Other Reserves	-	329,573	50,000	813,553	-	-	-	-	-	-	-
Total Equity □	6,464,904	2,603,256	877,937	22,125,205	1,093,554	2,030,187	1,075,241	697,440	-	572,063	299,081
Underwriting Provisions	6,770,334	2,868,943	1,690,045	9,965,531	2,227,671	1,881,289	1,731,575	1,088,518	-	73,964	1,006,765
Actuarial Contract Liabilities	-	-	-	-	-	-	-	-	-	-	-
LongTerm Liabilities	-	101,039	74,398	-	-	-	-	173,316	-	-	-
Current Liabilities	537,731	1,104,407	356,612	626,327	169,814	447,689	80,467	128,170	-	118,511	4,782,732
Total Equity And Liabilities	13,772,969	6,677,646	2,998,993	32,717,062	3,491,039	4,359,165	2,887,283	2,087,443	-	764,538	6,088,577
Land And Buildings	-	679,706	75,780	28,098	-	212,588	-	111,825	-	-	-
Investment Property	-	1,094,468	429,152	7,452,950	806,843	436,394	491,000	732,025	-	-	-
Other Fixed Assets	49,198	70,881	42,928	63,406	48,916	81,078	49,795	54,497	-	2,095	216,365
Government Securities	2,752,957	2,343,006	168,046	9,666,551	575,987	428,585	1,082,270	206,955	-	30,000	244,259
Other Securities	-	-	-	-	11,946	-	-	-	-	-	-
Investment in Related Companies	1,786,449	81,905	170,000	4,186,067	-	401,940	-	-	-	-	-
Corporate Bonds	17,897	52,750	5,250	479,894	16,581	105,445	16,517	-	-	-	-
Commercial Papers	-	40,000	-	-	-	-	-	-	-	-	-
Debentures	-	-	-	-	-	-	-	-	-	-	-
Ordinary Shares Quoted	1,644,430	46,148	5,922	2,002,887	11,163	186,582	117,321	4,582	-	-	-
Ordinary Shares Unquoted	583,636	122,779	859,050	202,231	372,793	544,602	100,825	1,020	-	-	-
Preference Shares Quoted	432	-	-	89	-	-	-	-	-	-	-
Preference Shares Unquoted	-	-	-	-	-	-	-	-	-	-	-
Loans Secured & Unsecured	12,339	10,183	-	-	-	12,209	-	-	-	-	-
Mortgages	107,035	-	-	660,511	-	-	-	-	-	-	-
Term Deposits	1,143,476	507,069	56,335	1,373,744	279,435	1,127,819	167,565	110,699	-	600,000	612,176
Cash and Cash Balances	275,124	94,991	42,845	433,332	124,629	121,387	51,527	27,876	-	20,479	52,431
Outstanding Premiums	3,578,183	867,109	740,509	4,077,512	934,925	481,830	609,222	687,807	-	94,389	3,604,798
Other Receivables	1,074,995	-	35,794	152,953	107,585	-	75,244	73,697	-	-	739,707
Other Assets	394,103	616,131	231,100	244,803	32,728	201,386	20,722	21,787	-	-	334,187
Intangible Assets	352,716	50,520	136,282	1,692,033	167,509	17,321	105,274	54,673	-	17,575	284,653
Total Assets	13,772,969	6,677,646	2,998,993	32,717,062	3,491,039	4,359,165	2,887,283	2,087,443	-	764,538	6,088,577

Amounts in thousand Shillings

Continued next page

Continued from previous page

APPENDIX 21 iv: SUMMARY OF GENERAL INSURANCE BUSINESS BALANCE SHEETS AS AT 30.06.2017

Company	SAHAM INSURANCE COMPANY	SANLAM INSURANCE COMPANY	TAKAFUL INSURANCE OF AFRICA	TAUSI ASSURANCE COMPANY	THE KENYAN ALLIANCE INSURANCE COMPANY	THE MONARCH INSURANCE COMPANY	TRIDENT INSURANCE COMPANY	UAP INSURANCE COMPANY	XPLICO INSURANCE COMPANY	TOTAL
Share Capital	300,000	600,284	470,203	600,000	300,000	316,476	500,000	1,000,000	-	29,848,943
Share Premium	-	102,760	50,000	-	-	-	-	-	-	2,274,332
Revaluation Reserves	(4,945)	77,611	-	149,944	97,313	-	200,948	-	-	3,715,234
Statutory Reserves	-	-	-	-	-	-	-	-	-	-
Retained Earnings	172,048	(268,344)	(123,517)	386,249	966,294	84,657	1,503,036	5,005,918	-	52,971,491
Other Reserves	-	-	-	(7,528)	10,931	-	25,000	2,090,092	-	4,272,892
Total Equity	467,103	512,311	396,686	1,128,664	1,374,538	401,133	2,228,985	8,096,010	-	93,082,892
Underwriting Provisions	674,645	1,720,964	597,810	842,204	1,242,696	881,376	1,587,839	7,582,266	-	107,198,797
Actuarial Contract Liabilities	-	-	-	-	-	-	-	-	-	-
LongTerm Liabilities	-	-	40,000	50,682	56,794	-	56,715	-	-	1,235,142
Current Liabilities	348,430	548,717	222,780	160,840	851,727	51,911	651,928	1,528,118	-	23,139,961
Total Equity And Liabilities	1,490,178	2,781,991	1,257,276	2,182,390	3,525,755	1,334,420	4,525,467	17,206,393	-	224,656,788
Land And Buildings	-	-	-	267,546	120,603	-	240,660	-	-	5,213,377
Investment Property	-	516,700	21,100	-	1,260,845	376,518	1,685,149	3,636,700	-	35,745,093
Other Fixed Assets	9,678	22,523	40,522	17,671	48,950	10,787	17,734	54,290	-	2,213,899
Government Securities	524,192	374,800	32,547	921,498	401,876	171,482	249,061	3,478,519	-	60,078,056
Other Securities	-	-	-	-	-	-	16,955	-	-	389,929
Investment in Related Companies	-	-	10,000	-	-	-	615,600	-	-	8,505,764
Corporate Bonds	84,474	15,000	53,338	-	26,749	-	22,500	795,713	-	4,141,645
Commercial Papers	-	-	-	18,046	-	-	-	-	-	462,482
Debentures	-	-	-	-	-	-	-	-	-	-
Ordinary Shares Quoted	30,543	529	-	211,865	23,398	-	5,113	1,442,824	-	10,043,516
Ordinary Shares UnQuoted	-	104,121	-	6,340	10,355	59	7,985	65,550	-	3,619,312
Preference Shares Quoted	-	-	-	-	-	-	-	-	-	521
Preference Shares Unquoted	-	-	-	-	-	-	-	-	-	-
Loans Secured & Unsecured	9,497	9,390	-	7,178	278,671	-	932,777	968,314	-	2,994,159
Mortgages	-	-	-	136,437	-	-	-	226,424	-	1,684,589
Term Deposits	374,060	295,412	393,309	235,009	574,471	68,487	68,794	1,002,198	-	21,166,519
Cash and Cash Balances	63,640	53,827	98,828	21,784	34,346	26,346	13,731	809,956	-	6,777,409
Outstanding Premiums	297,829	636,056	346,245	233,109	513,459	589,723	537,217	1,896,034	-	38,906,360
Other Receivables	-	7,738	-	-	99,161	3,250	38,118	1,886,174	-	7,086,833
Other Assets	93,848	727,273	204,943	28,016	74,844	38,184	66,945	562,802	-	8,598,808
Intangible Assets	2,416	18,624	56,444	77,891	58,026	49,583	7,129	380,897	-	7,028,521
Total Assets	1,490,178	2,781,991	1,257,276	2,182,390	3,525,755	1,334,420	4,525,467	17,206,393	-	224,656,788

Amounts in thousand Shillings