



Insurance Industry Report for the Period

January – March 2018

First Quarter Release

June 2018

INTRODUCTION

About Insurance Regulatory Authority

The Insurance Regulatory Authority (IRA) is a State Corporation whose mandate is to regulate, supervise and promote the development of the insurance industry in Kenya. The key players regulated by IRA are insurance companies, re-insurance companies, insurance brokers, insurance agents, motor assessors, insurance investigators, insurance surveyors, loss adjustors, claim settling agents and risk managers.

The Authority has been working with various stakeholders locally, regionally and internationally to put in place policies that will enhance the regulatory environment for the insurance sector growth and enhance insurance access in the country.

About this Release

This is the first quarter 2018 industry release which provides market information and statistical overview of the insurance industry in Kenya for the period January to March 2018. This report includes data for all the insurers and reinsurers regulated by the Authority with the exception of Xplico Insurance Company Ltd which had not met the submission requirements by the date of this report.

Reliance and limitations

The insurance information contained in this report has been extracted from the quarterly unaudited returns submitted to the Authority in line with Section 54 of the Insurance Act. No adjustments have been made to the returns' data except where necessary in consultation with the affected insurer(s) or reinsurer(s).

The publication of any summary of the returns in this report does not necessarily mean that the returns so summarized have satisfied all the requirements of the Insurance Act, or that the Commissioner of Insurance approves the accuracy or the contents of the returns.

All the amounts are given in thousand Kenya shillings ('000' KES) except where otherwise stated.

Industry Highlights

The Authority, in partnership with other stakeholders, has continued to undertake various initiatives aimed at developing the insurance industry in Kenya.

During the first quarter of 2018, the following activities were undertaken by IRA in line with its mandate to promote the development of the insurance sector in Kenya.

Executive Certificate of Proficiency in Insurance

During the quarter under review, Executive Certificate of Proficiency in Insurance (ECOP) training was conducted in the following counties:

County	No.of Participants	Period
Siaya	100	19th February - 3rd March 2018
Tana River	100	26th February - 10th March 2018

Trainings and Stakeholders workshops

The following trainings, workshops and events for various stakeholders were conducted during the first quarter of 2018:

County	Traning/Event	Period
Kisumu	Open Day	18 th - 20 th January, 2018
Siaya	Insurance Champions, Roadshow & mobile clinics	2 nd - 3 rd March, 2018
Kitui	Open Day	8 th - 10 th February, 2018
Kitui	Roadshow	9 th - 10 th February,2018
Tana River	Insurance Champions, Roadshow & mobile clinics	7 th - 10 th March, 2018
Eldoret	ASK Exhibition	7 th - 10 th March, 2018
Meru	Open Day	22 nd - 24 th March, 2018

Recently Developed/Repackaged Insurance Products

During the first quarter of 2018, the following new/repackaged insurance products were filed with the Authority by various insurance companies:

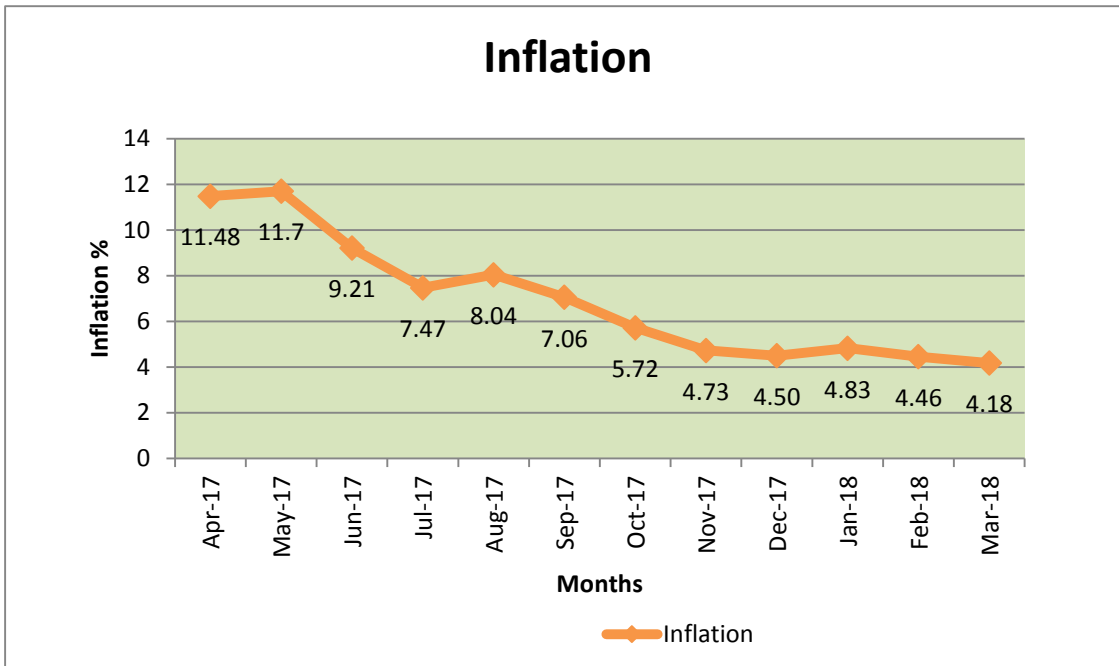
New/Repackaged product	Class of Business	Company
Prue-Invest	Individual Life	Prudential
Travel Insurance	Miscellaneous	UAP General
Tibika	Medical	Sanlam General
CIC Post-Retirement Medical	Pension	CIC Life

ECONOMIC AND MARKET ANALYSIS

Some key economic indicators' trends are analyzed as follows:

Inflation:

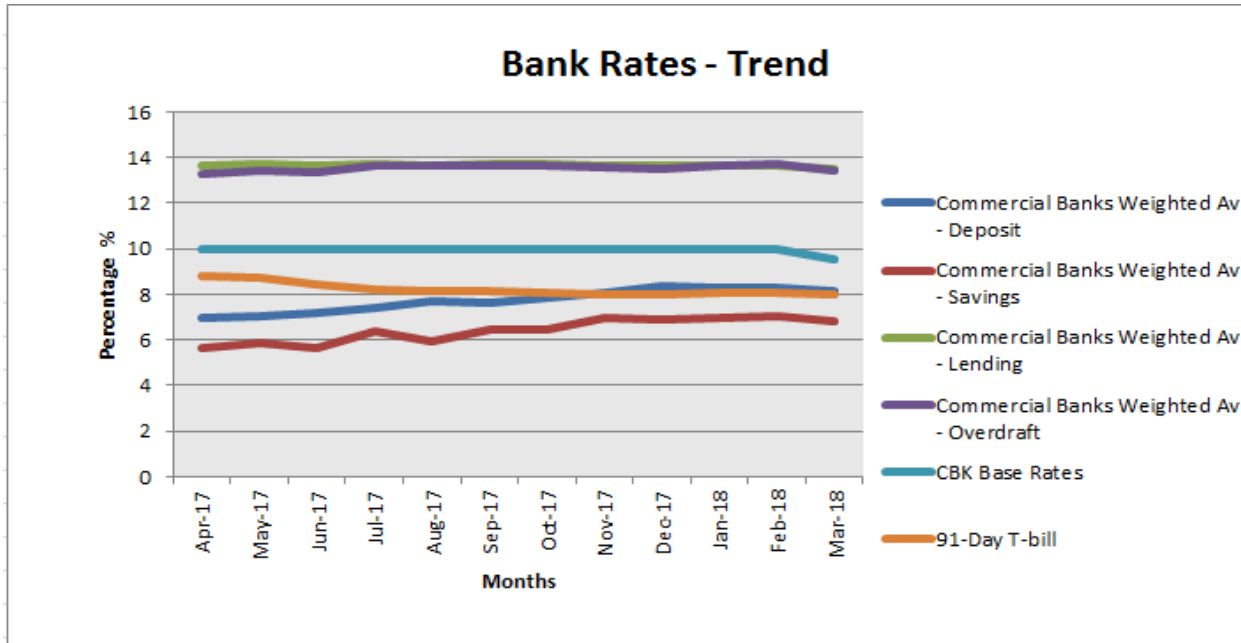
The consumer price index (CPI) is used to determine the rate of inflation in an economy. This index measures changes in the price level of consumer goods and services purchased by households in a given period relative to a base period.



Source: KNBS

The year-on-year inflation rate continuously fell in the first quarter of 2018. The quarter opened at 4.83% in January 2018 to close at an all-time low of 4.18% in March 2018. According to the KNBS, the reduction is as a result of decreases in the food and non-alcoholic drinks prices.

Bank Rates

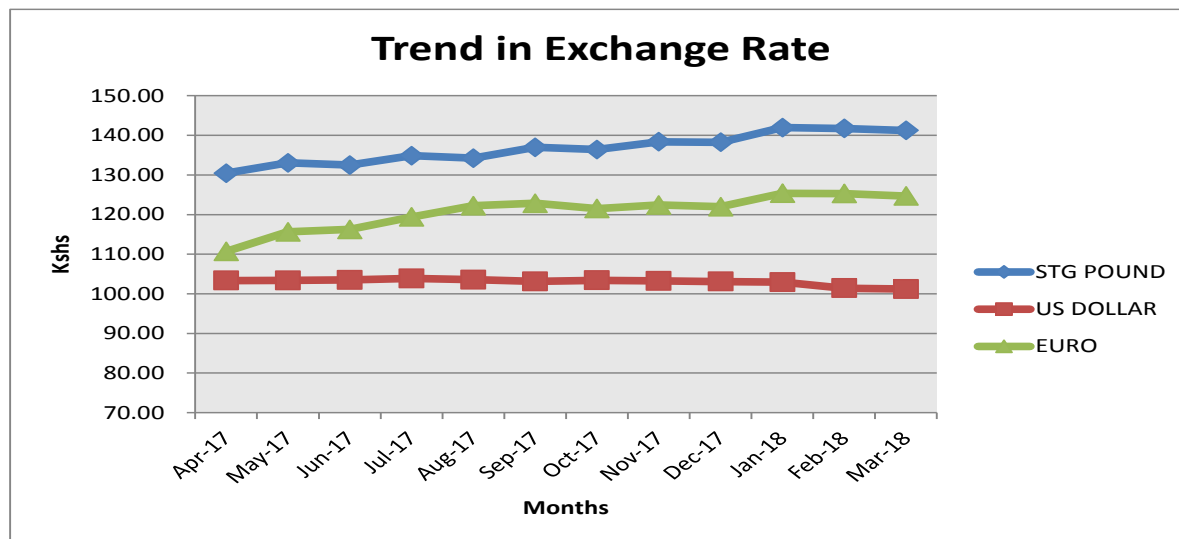


Source: CBK

For the one year period up to March 2018, commercial banks' lending rates fluctuated between 13.5% and 13.7%, which is well within the maximum allowable rate of 14% as the central bank rate has been maintained at 10%. The lowest lending rate is recorded in March 2018 which corresponds to fall in the central bank rate to 9.5%.

The money market yield was relatively stable in the first quarter of 2018 compared to the last two quarters of 2017. The average quarterly 91-day T-bill rate was 8.3% for the first quarter of 2018.

Exchange Rates:



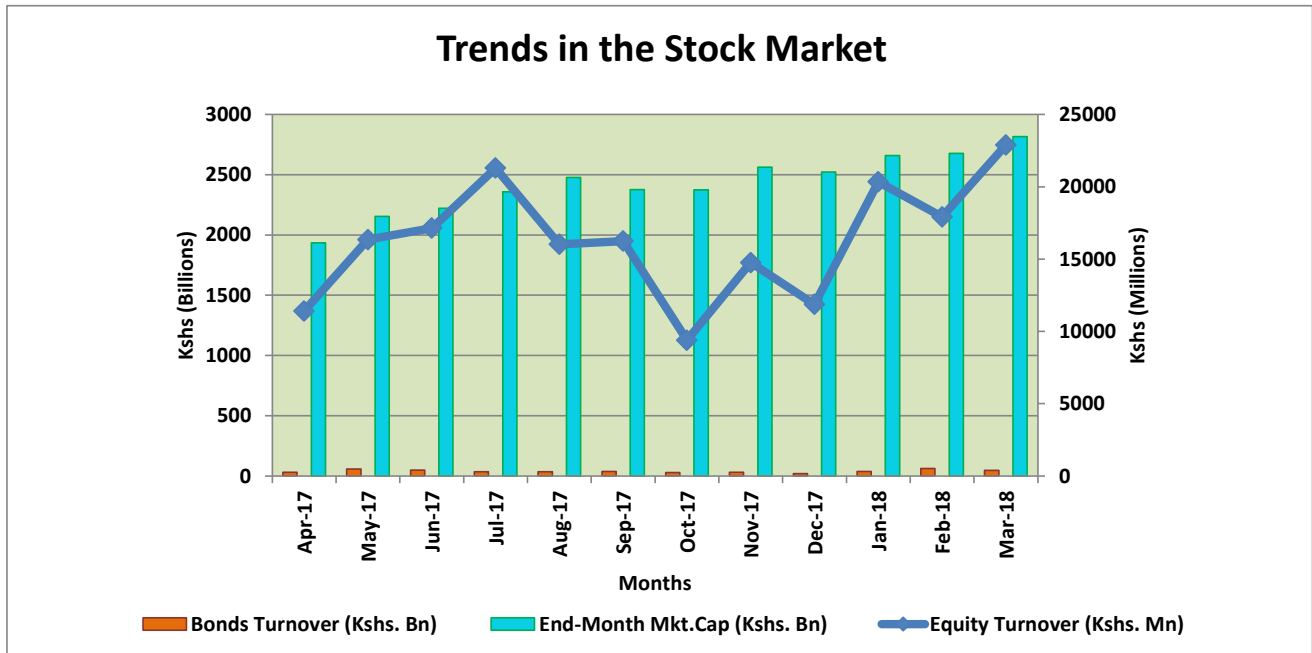
Source: CBK

The Kenya Shilling appreciated against the Sterling Pound, Euro and the US Dollar in the first quarter of 2018. The shilling opened the quarter at KES 141.95 to the Sterling Pound, KES 102.92 to the Dollar and KES 125.37 to the Euro and closed at KES 141.24, KES 101.18 and KES 124.68 to the Sterling Pound, Dollar and Euro respectively.

Capital Markets:

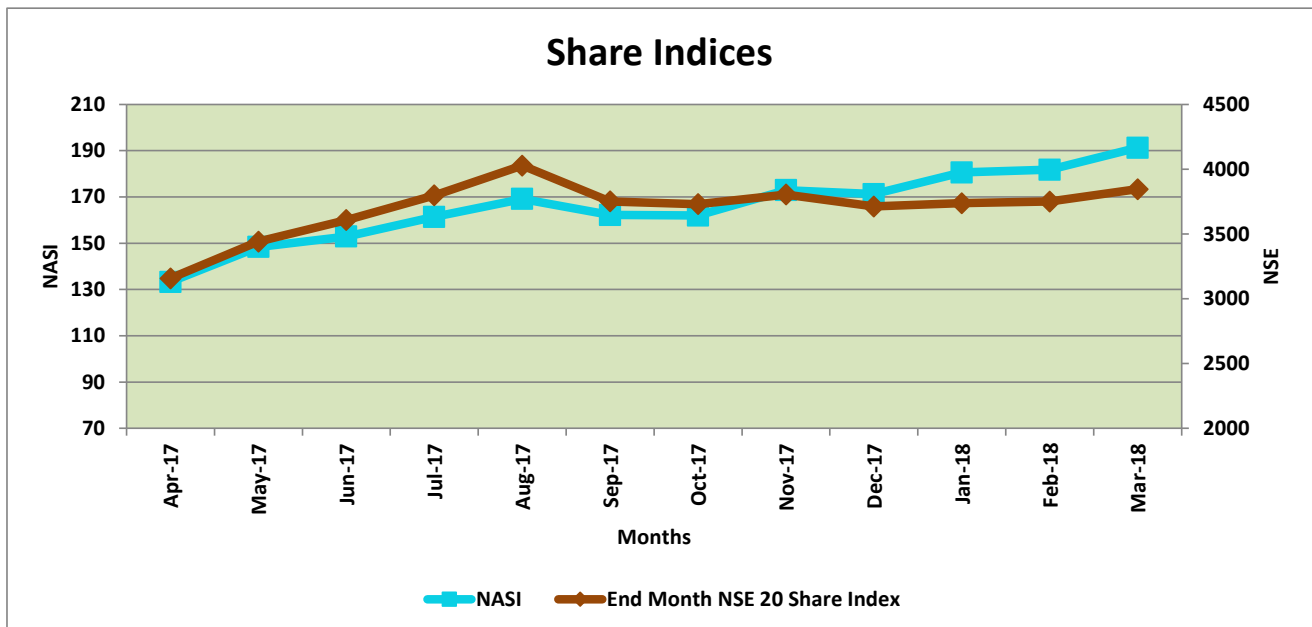
All major performance indicators improved in quarter one of 2018. Bond turnover reached the highest level in the last two years of KES 62.72 billion in February 2018. Market capitalization also reached an all-time high of KES 2.82 trillion in March 2018.

Equity turnover also improved during the period under review to close at KES 22.89 billion in March 2018 compared to the KES 11.87 billion reported at the end of Q4 2017.



Source: CMA

Following the above trend, the NSE and NASI also improved in Q1 2018 to close at 3,845.34 and 191.23 respectively compared to 3,711.94 and 171.2 in Q4 2017.



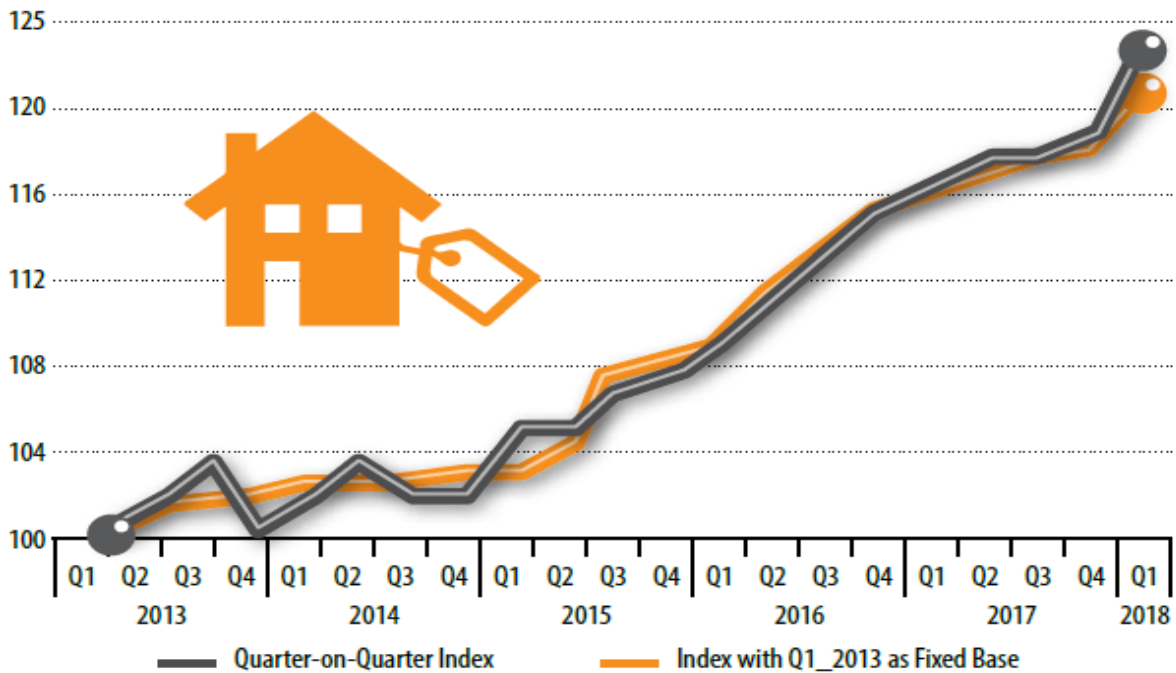
Source: CMA

Real Estate Market:

House prices rose significantly by 2.08% in Q1 2018 after a prolonged period of depressed market prices set in the last quarter of 2016. This is according to the Kenya Bankers Association house price index (KBA-HPI) issue 14. With the impacts of the prolonged electioneering period wearing off, the market seems poised for a positive recovery. The rise in house prices in Q1 can be attributed to relaxed decisions to hold back on home ownership investments. The supply side dynamics have however remained unchanged due to financing constraints with the sale being on the already completed units in the previous quarters.

The trend in house prices is illustrated in the ensuing chart.

Figure 2: KBA-HPI Evolution



Source: KBA

ANALYSIS OF KEY INSURANCE INDICATORS

The industry data is summarized in the following table:

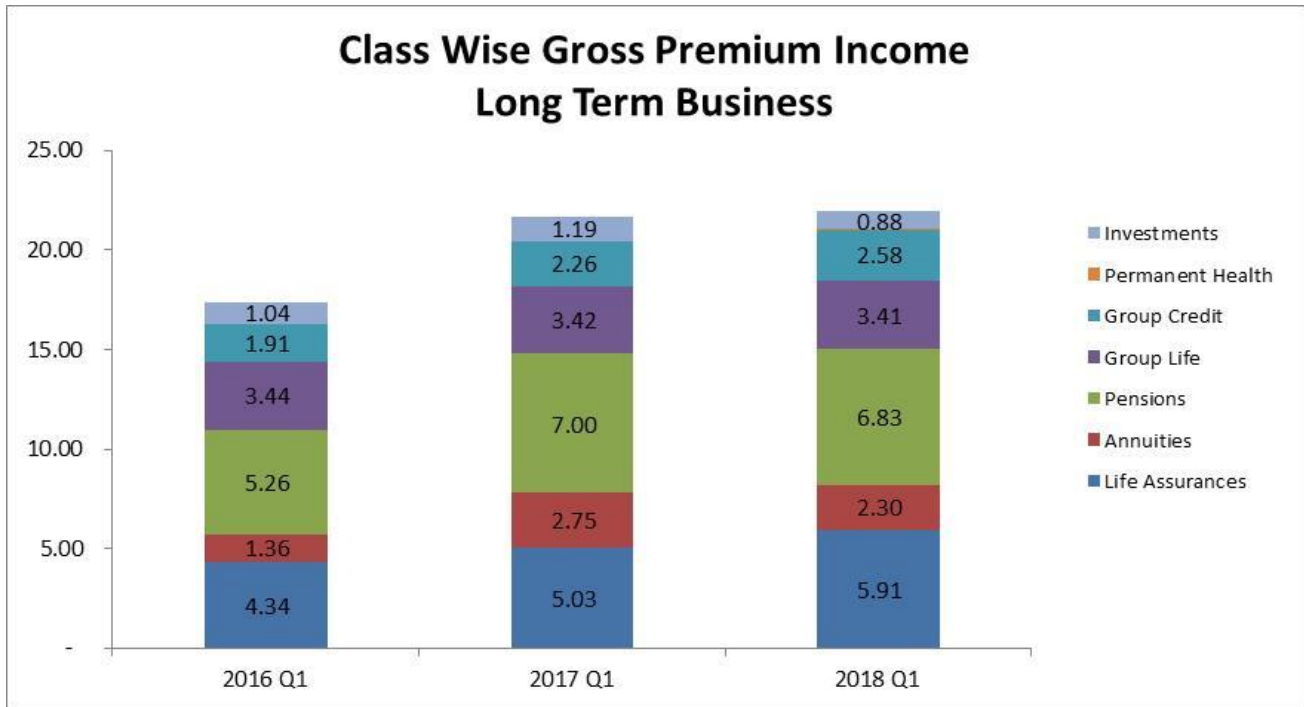
Key Performance Indicators								
Indicator	Long term Business				General business			
	2018 Q1	2017 Q1	2016 Q1	Annual Change (%)	2018 Q1	2017 Q1	2016 Q1	Annual Change (%)
	KES '000'	KES '000'	KES '000'	(2016/2015)	KES '000'	KES '000'	KES '000'	(2016/2015)
Insurers								
Gross Premium Income	21,932,290	21,654,001	17,349,756	1.29	43,307,618	41,559,061	37,915,941	4.21
Net Premium Income	19,625,933	19,682,868	15,412,487	-0.29	30,923,187	29,785,070	28,039,562	3.82
Net Earned Premium Income (GB)	-	-	-	-	21,629,725	22,422,011	21,626,560	-3.53
Claims Incurred (GB)	-	-	-	-	13,968,139	14,596,760	13,873,867	-4.31
Benefit Payment (LT)	11,707,902	10,150,578	9,437,788	15.34	-	-	-	-
Commissions	1,266,434	1,355,976	1,370,454	-6.60	1,631,751	1,563,132	1,754,301	4.39
Management Expenses	3,446,843	2,992,941	2,513,870	15.17	7,178,447	6,715,861	6,164,786	6.89
Underwriting Profits (GB)	-	-	-	-	(1,148,610)	(453,736)	(166,393)	-153.15
Profit Before Tax (EBT)	843,678	1,544,917	(216,827)	-45.39	1,748,899	1,612,781	1,981,816	8.44
Profit After Tax (PAT)	434,484	1,209,678	(286,239)	-64.08	1,205,591	986,755	1,375,689	22.18
Shareholders' Funds	47,699,863	42,909,923	38,155,330	11.16	73,660,864	66,150,434	65,318,878	11.35
Total Assets	375,275,708	314,859,653	281,601,446	19.19	194,596,398	183,659,967	170,736,400	5.95
Total Liabilities	327,575,845	271,949,730	243,446,116	20.45	120,935,534	117,509,533	105,417,522	2.92
Investments	338,154,344	280,970,151	248,463,571	20.35	126,613,405	116,056,259	112,771,817	9.10
Reinsurers								
Gross Premium Income	409,235	607,805	605,473	-32.67	3,047,844	3,400,268	2,615,217	-10.36
Net Premium Income	343,646	513,399	488,572	-33.06	2,670,966	3,186,999	2,350,290	-16.19
Net Earned Premium Income (GB)	-	-	-	-	3,006,058	2,824,239	2,285,473	6.44
Claims Incurred (GB)	-	-	-	-	1,545,053	1,609,136	1,379,241	-3.98
Benefit Payment (LT)	134,235	223,924	279,915	-40.05	-	-	-	0.00
Commissions	65,064	153,036	148,098	-57.48	852,878	816,535	701,959	4.45
Management Expenses	80,549	84,308	84,883	-4.46	436,986	422,892	279,017	3.33
Underwriting Profits (GB)	-	-	-	-	171,143	(24,322)	(74,744)	803.66
Profit Before Tax (EBT)	221,516	47,949	231,759	361.98	856,541	705,794	657,875	21.36
Profit After Tax (PAT)	172,235	(24,947)	203,750	-790.40	636,006	602,360	478,224	5.59
Shareholders' Funds	5,491,244	4,798,013	4,210,016	14.45	28,236,759	24,776,158	22,380,444	13.97
Total Assets	10,645,156	9,623,578	8,566,068	10.62	43,631,525	39,235,049	37,553,194	11.21
Total Liabilities	5,153,912	4,825,565	4,356,052	6.80	15,394,766	14,458,891	15,172,750	6.47
Investments	8,921,437	8,821,885	8,095,341	1.13	35,659,014	30,684,555	29,522,882	16.21

Industry Gross Premium Income

Insurance premium grew slightly during the one year period to March 2018 by 3.2% compared to an annual growth of 14.4% in a similar period of 2017. The insurance premium growth was driven by the growth in both long term and general insurance business which grew by 1.3% and 4.2% respectively.

Insurance premium stood at KES 65.24 billion by the end of the Q1 of 2018 with 66.4% of the industry business comprising of general insurance premium. The proportion of general business is increasing as a result of a higher growth in the general business premiums compared to long term insurance premiums.

The following chart shows the class-wise distribution of gross premium income written by long term insurers:

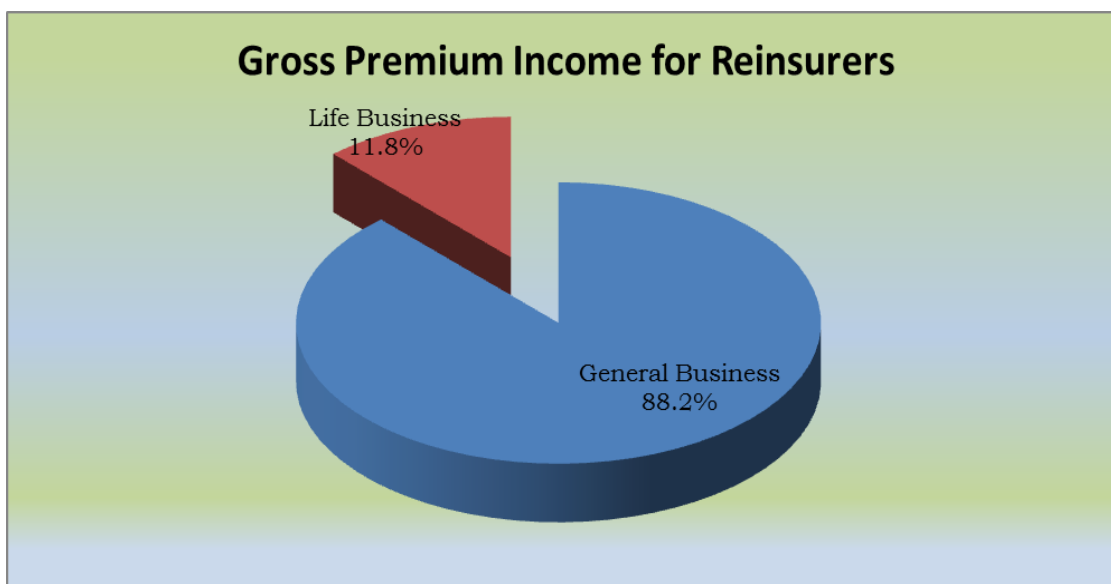


*Amounts in billion shillings

The table below shows the class-wise distribution of gross premium income written by general insurers;

General Business Classwise Gross Premium Income				
	2018 Q1	2017 Q1	2016 Q1	Annual Change (2018/2017)
Class	KES '000	KES '000	KES '000	(%)
Aviation	497,007	496,976	399,143	0.0
Engineering	1,076,551	1,111,150	1,069,186	- 3.1
Fire Domestic	567,059	567,121	497,162	- 0.0
Fire Industrial	4,119,432	3,844,508	3,818,078	7.2
Liability	966,610	966,096	864,382	0.1
Marine	1,127,989	1,037,377	885,469	8.7
Motor Private	6,449,414	6,100,284	5,896,941	5.7
Motor Commercial	5,647,906	5,705,352	5,611,718	- 1.0
Motor Commercial PSV	1,103,051	865,533	1,420,125	27.4
Personal Accident	1,279,257	1,498,569	1,498,618	- 14.6
Theft	1,874,785	1,820,249	1,831,529	3.0
Workmens' Compensation	2,326,200	2,231,098	2,109,830	4.3
Medical	15,313,231	14,288,674	11,082,878	7.2
Miscellaneous	959,127	1,026,085	930,876	- 6.5
Total	43,307,618	41,559,061	37,915,941	4.2

The distribution of gross premium income under reinsurance business is shown in the following chart:



The premium income reported by the reinsurers fell by 13.7 % to stand at KES 3.46 billion by the end of the Q1 of 2018 compared to the KES 4.01 billion reported in the corresponding period of 2017. The gross premium income reported under long term reinsurance business amounted to KES 409.24 million while that under general reinsurance business was KES 3.05 billion.

Claims experience and underwriting expenses

The loss ratio under general insurance for the period under review was 64.6% (Q1 2017: 65.1%). Claims incurred by general insurers were KES 13.97 billion in Q1 2018, representing a 4.3% decline compared to KES 14.60 billion incurred during Q1 2017.

The claims paid by the general insurance business underwriters during the three months period to march 2018 amounted to KES 13.88 billion while the general reinsurance business underwriters paid reinsurance claims amounting to KES 1.37 billion.

Underwriting expenses comprise of management expenses and commissions (business acquisition costs). The net spending on commissions decreased from KES 2.92 billion spent in commissions in 2017 to KES 2.90 billion in the period under review. Management expenses grew by 9.4% from KES 9.71 billion reported in 2017 to KES 10.63 billion a year later.

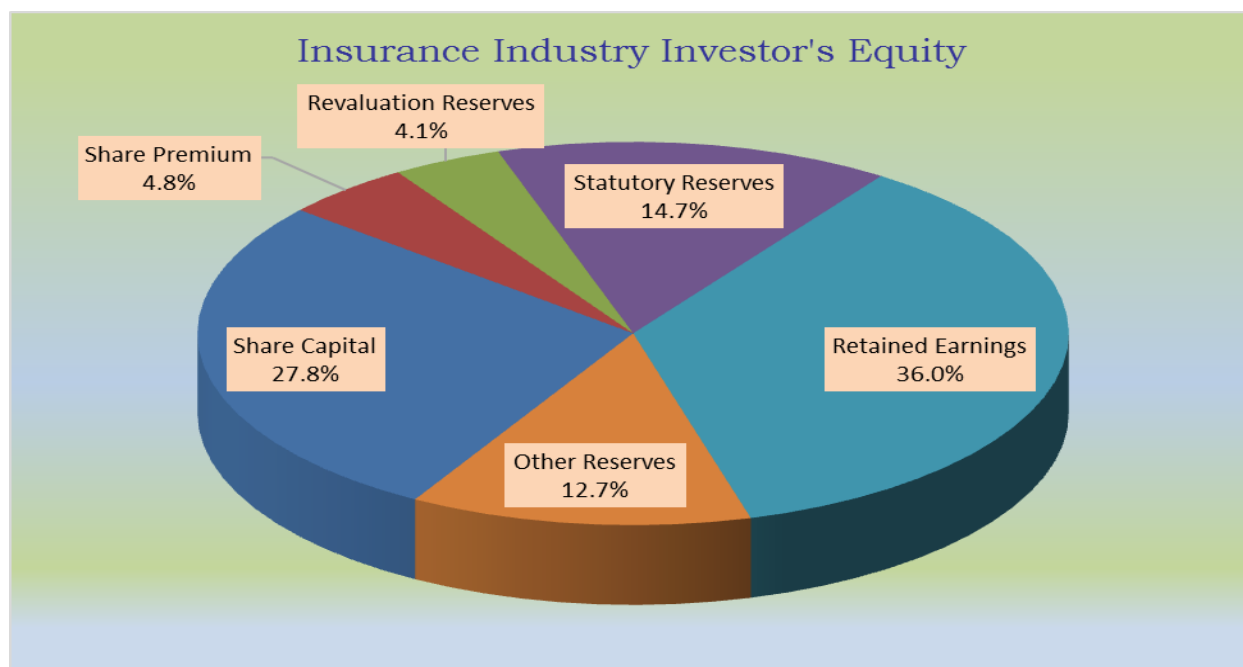
Commissions and management expense ratios under general insurance business were 7.5% and 33.2% respectively resulting to a combined ratio of 105.3% and underwriting loss at KES 1.15 billion.

Shareholders' Funds

Investors' equity funds grew by 11.9% to stand at KES 155.09 billion as at the end of March 2018 from KES 138.63 billion reported in the same period of 2017.

Some of the key components of shareholders' funds were retained earnings at 36.0%, paid up capital at 27.8% and statutory reserves at 14.7%.

The distribution of industry investor's equity is shown in the following chart:



Assets and Liabilities

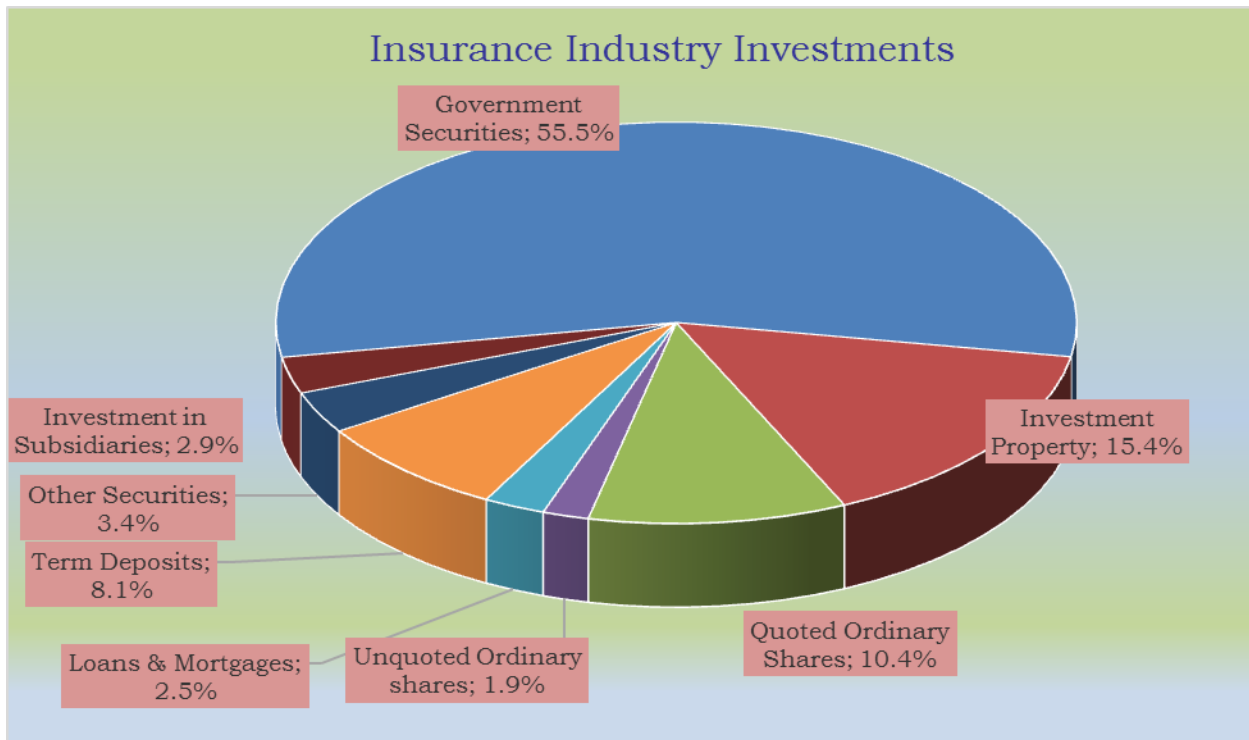
The insurance industry asset base grew significantly by 14.0% to KES 624.15 billion as at the end of March 2018 from the KES 547.39 billion held as at the end of March 2017. 81.6% (KES 509.35 billion) of these assets were held in income generating investments.

The total insurance industry's liabilities grew by 14.8% to KES 469.06 billion from KES 408.74 billion registered in the corresponding period of 2017.

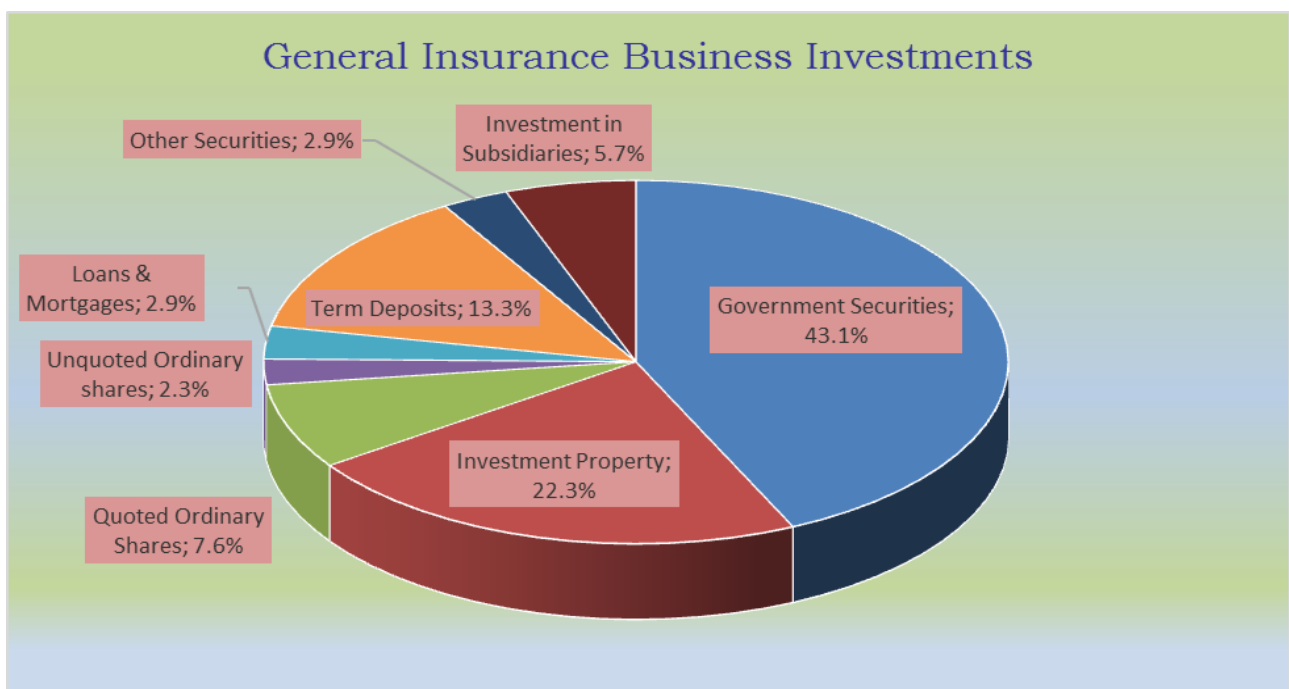
Investments

Investments by the industry insurers and reinsurers grew by 16.7% from KES 436.53 billion reported in Q1 2017 to KES 509.35 billion in Q1 2018. Asset classes with the highest investment proportions were; government securities (55.5%), investment property (15.4%), equities (12.3%) and term deposits (8.1%)

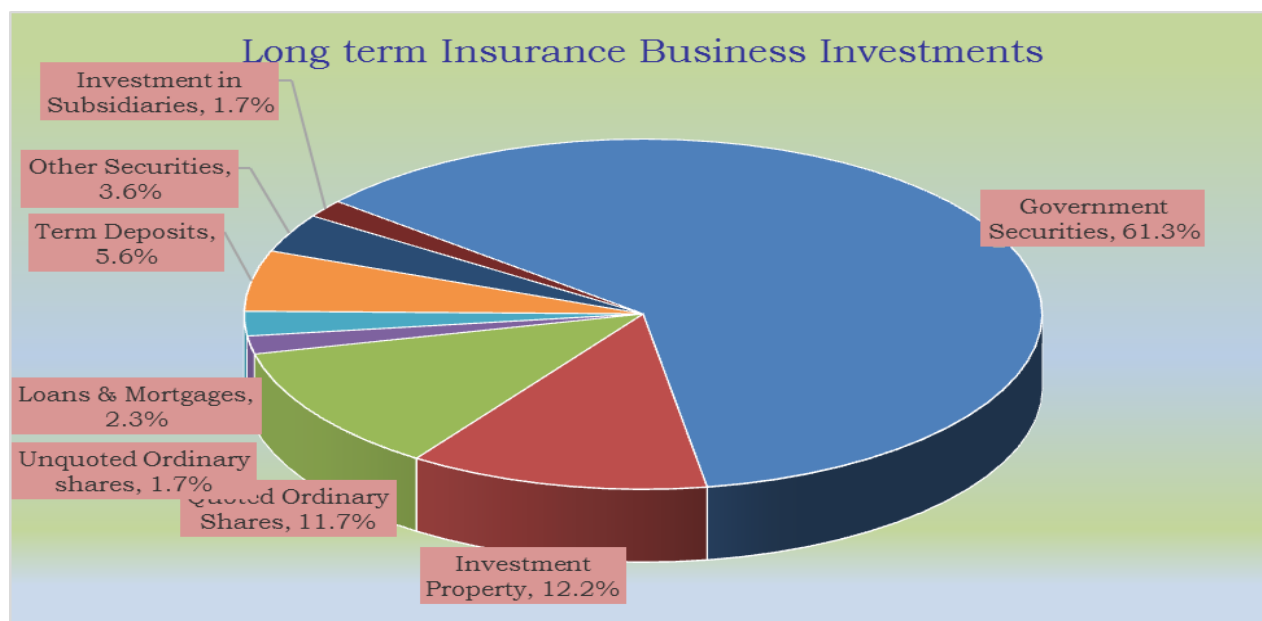
The investment portfolio for the industry is shown in the following chart:



The following chart shows the distribution of the investments held by the general insurance business underwriters:



The following chart displays the distribution of the investments held by the long term underwriters:



Key Industry Operating Ratios

The industry key operating ratios for both long term and general insurance businesses for the first quarter of 2018 are summarized in the following table:

Indicator	Long Term Business			General business		
	2018 Q1	2017 Q1	2016 Q1	2018 Q1	2017 Q1	2016 Q1
Insurers (%)						
Retention Ratio	89.48	90.90	88.83	71.40	71.67	73.95
Incurred Claims Ratio (GB)	-	-	-	64.58	65.10	64.15
Commission Ratio	6.45	6.89	8.89	7.54	6.97	8.11
Management Expense Ratio	17.56	15.21	16.31	33.19	29.95	28.51
Combined Ratio (GB)	-	-	-	105.31	102.02	100.77
Shareholders' funds to Total Assets	12.71	13.63	13.55	37.85	36.02	38.26
Return on Assets (ROA)	0.24	0.52	-0.10	0.92	0.91	1.32
Return on Equity (ROE)	0.96	2.98	-0.92	1.72	1.50	2.55
Reinsurers (%)						
Retention Ratio	83.97	84.47	80.69	87.63	93.73	89.87
Incurred Claims Ratio (GB)	-	-	-	51.40	56.98	60.35
Commission Ratio	18.93	29.81	30.31	28.37	28.91	30.71
Management Expense Ratio	23.44	16.42	17.37	14.54	14.97	12.21
Combined Ratio (GB)	-	-	-	94.31	100.86	103.27
Shareholders' funds to Total Assets	51.58	49.86	49.15	64.72	63.15	59.60
Return on Assets (ROA)	2.19	0.53	3.30	2.07	1.84	2.10
Return on Equity (ROE)	3.35	-0.55	5.82	2.40	2.55	2.58

Definition of Ratios

Retention ratio = $(\text{Net premium} / \text{Gross premium}) * 100$

Net Incurred claims ratio = $(\text{Net Incurred claims} / \text{Net earned premium}) * 100$

Net Commission ratio (general) = $(\text{Net Commissions} / \text{Net earned premium}) * 100$

Net Commission ratio (long term) = $(\text{Net Commissions} / \text{Net premium}) * 100$

Management expense ratio (general) = $(\text{Management expense} / \text{Net earned premium}) * 100$

Management expense ratio (long term) = $(\text{Management expense} / \text{Net premium}) * 100$

Combined ratio (general) = $(\text{Net incurred claims ratio} + \text{Net commissions ratio} + \text{Management expense ratio})$

Shareholders' funds to total assets = $(\text{Shareholders' funds} / \text{Total assets}) * 100$

Return on assets = $(\text{Profit before tax} / \text{average total assets}) * 100$

Return on equity = $(\text{Profit after tax} / \text{average equity}) * 100$

Statistical Appendices

Appendix 1: Summary of General Insurance Business Profit & Loss Accounts for the Period Ended 31.03.2018

Appendix 2: Summary of Long Term Insurance Business Profit & Loss Accounts For the Period Ended 31.03.2018

Appendix 3: Summary of Long Term Insurance Business Gross Premium Income for the Period Ended 31.03.2018

Appendix 4: Summary of Long Term Insurance Business Market Share per Class for the Period Ended 31.03.2018

Appendix 5: Summary of Life Assurance Business Revenue Accounts for the Period Ended 31.03.2018

Appendix 6: Summary of Annuities Business Revenue Accounts for the Period Ended 31.03.2018

Appendix 7: Summary of Group Life Business Revenue Accounts for the Period Ended 31.03.2018

Appendix 8: Summary of Group Credit Business Revenue Accounts for the Period Ended 31.03.2018

Appendix 9: Summary of Investments Business Revenue Accounts for the Period Ended 31.03.2018

Appendix 10: Summary of Permanent Health Business Revenue Accounts for the Period Ended 31.03.2018

Appendix 11: Summary of Pensions Business Revenue Accounts for the Period Ended 31.03.2018

Appendix 12: Summary of Combined Long Term Business Revenue Accounts for the Period Ended 31.03.2018

Appendix 13: Summary of Gross Premium Income under General Insurance Business for the Period Ended 31.03.2018

Appendix 14: Summary of General Insurance Business Market Share per Class for the Period Ended 31.03.2018

Appendix 15: Summary of Claims Paid Under General Insurance Business for the Period Ended 31.03.2018

Appendix 16: Summary of Claims Incurred Under General Insurance Business for the Period Ended 31.03.2018

Appendix 17: Summary of Incurred Claims Ratios under General Insurance Business for the Period Ended 31.03.2018

Appendix 18: Summary of Underwriting Profits under General Insurance Business for the Period Ended 31.03.2018

Appendix 19: Summary of General Insurance Business Revenue Accounts for the Period Ended 31.03.2018

Appendix 20: Summary of Long Term Insurance Business Balance Sheets as at 31.03.2018

Appendix 21: Summary of General Insurance Business Balance Sheets as at 31.03.2018

APPENDIX 1: SUMMARY OF GENERAL INSURANCE BUSINESS PROFIT & LOSS ACCOUNTS FOR THE PERIOD ENDED 31.03.2018															
Company	Profit Transferred from Revenue	Investment Income	Other Income	Total Income	Loss Transferred From Revenue	Management Expenses	Total Outgo	Profit / (Loss) Before Taxation	Provision for Taxation	Profit/(Loss) After Taxation	Unappropriated Profit/(Loss) BF	Transfer To Reserves	Other Appropriations	Dividend	Unappropriated Profit/(Loss) CF
INSURERS															
AAR INSURANCE KENYA	-	-	-	-	59,688	-	59,688	(59,688)	-	(59,688)	(344,837)	-	-	-	(404,525)
AFRICAN MERCHANT ASSURANCE	-	-	-	-	27,518	-	27,518	(27,518)	(803)	(26,714)	-	-	-	-	(26,714)
AIG INSURANCE COMPANY	67,498	81,962	(8,636)	140,825	-	-	-	140,825	42,247	98,578	1,332,637	-	-	-	1,431,215
ALLIANZ INSURANCE COMPANY	-	-	-	-	33,655	-	33,655	(33,655)	(7,952)	(25,703)	(154,663)	-	-	-	(180,366)
APA INSURANCE COMPANY	32,952	227,409	-	260,361	-	-	32,945	227,415	53,317	174,099	4,277,802	-	-	1,500,000	2,951,900
BRITAM GENERAL INSURANCE	159,891	-	-	159,891	-	-	-	159,891	5,079	154,812	716,566	-	-	-	871,378
CANNON ASSURANCE COMPANY	1,027	27,111	-	28,137	-	-	-	28,137	-	28,137	(265,937)	-	-	-	(237,799)
CIC GENERAL INSURANCE COMPANY	124,967	-	-	124,967	-	-	-	124,967	-	124,967	-	-	-	-	124,967
CORPORATE INSURANCE COMPANY	10,045	-	-	10,045	-	-	-	10,045	-	10,045	547,938	-	-	-	557,983
DIRECTLINE ASSURANCE COMPANY	14,575	31,225	14,748	60,548	-	33,925	34,981	25,567	5,440	20,127	851,153	-	-	-	871,279
FIDELITY SHIELD INSURANCE	-	47,434	-	47,434	66,771	4,157	93,696	(46,262)	-	(46,262)	478,844	-	-	-	432,582
FIRST ASSURANCE COMPANY	-	45,386	-	45,386	46,989	-	46,989	(1,603)	-	(1,603)	462,393	-	-	-	460,790
GA INSURANCE COMPANY	359,276	-	-	359,276	-	-	-	359,276	118,561	240,715	1,846,564	45,469	-	-	2,041,810
GEMINIA INSURANCE COMPANY	17,564	-	-	17,564	-	-	-	17,564	-	17,564	643,461	-	-	-	661,025
HERITAGE INSURANCE COMPANY	178,099	-	-	178,099	-	45,939	45,939	132,160	37,666	94,495	2,601,771	-	-	-	2,696,265
ICEA LION GENERAL INSURANCE	-	200,917	-	200,917	86,413	30,818	129,731	71,186	22,780	48,407	2,748,505	-	-	-	2,796,912
INTRA-AFRICA ASSURANCE	10,696	4,388	11,638	26,721	-	214	557	26,164	7,849	18,315	110,617	-	-	-	128,932
INVESCO ASSURANCE COMPANY	-	6,595	106	6,701	115,813	-	115,813	(109,113)	32,734	(141,846)	(1,510,511)	-	-	-	(1,652,358)
JUBILEE ASSURANCE COMPANY	418,466	-	-	418,466	-	-	-	418,466	80,080	338,387	4,116,230	-	-	-	4,454,617
KENINDIA ASSURANCE COMPANY	24,671	-	3,015	27,686	-	2,836	21,686	6,000	1,800	4,200	2,045,252	-	-	-	2,049,452
KENYA ORIENT INSURANCE	-	7,081	515	7,597	26,767	19,344	55,050	(47,453)	(14,236)	(33,217)	(144,987)	-	-	-	(178,204)
MADISON INSURANCE COMPANY	-	-	-	-	63,218	-	63,218	(63,218)	-	(63,218)	841,027	-	-	-	777,809
MAYFAIR INSURANCE COMPANY	98,736	53,646	484	152,866	-	78	7,377	145,489	43,647	101,843	905,425	-	-	-	1,007,268
OCCIDENTAL INSURANCE COMPANY	125,224	-	298	125,522	-	20,123	20,755	104,767	31,430	73,337	401,758	-	-	-	475,095
PACIS INSURANCE COMPANY	-	-	-	-	61,154	-	61,154	(61,154)	-	(61,154)	408,138	-	-	-	346,984
PHOENIX OF EAST AFRICA	-	-	-	-	7,539	-	7,539	(7,539)	-	(7,539)	695,447	-	-	-	687,908
PIONEER INSURANCE COMPANY	-	15,625	-	15,625	52,609	-	52,609	(36,984)	-	(36,984)	3,143	-	-	-	(33,841)
RESOLUTION INSURANCE COMPANY	-	-	-	-	172,684	-	172,684	(172,684)	(51,805)	(120,879)	(1,712,351)	-	-	-	(1,833,230)
SAHAM INSURANCE COMPANY	3,694	-	-	3,694	-	-	-	3,694	1,108	2,586	228,268	-	-	-	230,854
SANLAM INSURANCE COMPANY	12,648	-	-	12,648	-	-	-	12,648	3,860	8,788	(220,320)	-	-	-	(211,532)
TAKAFUL INSURANCE OF AFRICA	-	-	4,302	4,302	44,927	18,227	63,155	(58,853)	-	(58,853)	(136,224)	-	-	-	(195,077)
TAUSI ASSURANCE COMPANY	-	44,913	9,388	54,301	61,662	1,189	65,299	(10,997)	(9,259)	(1,738)	552,348	-	-	72,000	478,610
THE KENYAN ALLIANCE INSURANCE	(26,836)	-	-	(26,836)	-	-	-	(26,836)	-	(26,836)	1,092,028	-	-	-	1,065,193
THE MONARCH INSURANCE	4,132	7,459	68,786	80,376	-	1,502	3,856	76,521	7	76,513	111,277	-	-	-	187,790
TRIDENT INSURANCE COMPANY	-	6,315	74,224	80,539	124,745	-	124,745	(44,206)	-	(44,206)	1,333,242	-	-	-	1,289,036
UAP INSURANCE COMPANY	460,893	-	4,988	465,880	-	-	-	465,880	139,764	326,116	-	-	-	-	326,116
XPLICO INSURANCE COMPANY	-	-	-	-	-	-	-	-	-	-	-	-	-	-	-
TOTAL	2,098,218	807,466	183,856	3,089,538	1,052,152	178,352	1,340,639	1,748,899	543,314	1,205,591	24,862,004	45,469	-	1,572,000	24,450,124
REINSURERS															
CONTINENTAL REINSURANCE	24,079	-	-	24,079	-	5,077	5,077	19,002	10,866	8,136	256,273	-	(17,217)	-	281,626
EAST AFRICA REINSURANCE	132,216	136,174	-	268,390	-	1,929	46,137	222,253	68,844	153,409	1,650,744	-	(453)	(100,000)	1,904,605
KENYA REINSURANCE CORPORATION	594,920	-	20,367	615,286	-	-	-	615,286	140,825	474,461	21,008,791	-	-	-	21,483,252
TOTAL	751,215	136,174	20,367	907,755	-	7,006	51,214	856,541	220,535	636,006	22,915,808	-	(17,670)	(100,000)	23,669,483
GRAND TOTAL	2,849,433	943,640	204,223	3,997,293	1,052,152	185,358	1,391,853	2,605,440	763,849	1,841,597	47,777,812	45,469	(17,670)	1,472,000	48,119,607

Amounts in Thousand Shillings

APPENDIX 2: SUMMARY OF LONG TERM INSURANCE BUSINESS PROFIT & LOSS ACCOUNTS FOR THE PERIOD ENDED 31.03.2018															
Company	Profit Transferred from Revenue	Investment Income	Other Income	Total Income	Loss Transferred From Revenue	Management Expenses	Total Outgo	Profit / (Loss) Before Taxation	Provision for Taxation	Profit/(Loss) After Taxation	Unappropriated Profit/(Loss) BF	Transfer To Reserves	Other Appropriations	Dividend	Unappropriated Profit / (Loss) CF
INSURERS															
APA LIFE ASSURANCE COMPANY	-	14,612	-	14,612	-	-	2,500	12,112	-	12,112	-	-	-	-	12,112
BARCLAYS LIFE	-	27,481	-	27,481	-	-	-	27,481	-	27,481	-	-	-	-	27,481
BRITAM LIFE ASSURANCE	-	460,867	-	460,867	-	-	-	460,867	343,851	117,015	-	-	-	-	117,015
CAPEX LIFE ASSURANCE COMPANY	-	-	1,481	1,481	-	-	-	1,481	-	1,481	32,225	-	-	-	33,707
CIC LIFE ASSURANCE COMPANY	28,750	-	-	28,750	-	-	-	28,750	8,750	20,000	-	-	-	20,000	-
CORPORATE INSURANCE COMPANY	-	-	(27,666)	(27,666)	-	-	-	(27,666)	-	(27,666)	152,203	-	-	-	124,537
FIRST ASSURANCE COMPANY	-	-	-	-	-	-	-	-	1,221	(1,221)	-	(1,221)	-	-	-
GA LIFE ASSURANCE COMPANY	-	-	2,657	2,657	-	-	-	2,657	797	1,860	-	-	-	-	1,860
GEMINIA INSURANCE COMPANY	-	-	-	-	-	-	-	-	-	-	-	-	-	-	-
ICEA LION LIFE ASSURANCE	125,000	31,928	66	156,994	-	12	12	156,982	47,095	109,888	2,326,552	-	-	-	2,436,440
JUBILEE INSURANCE COMPANY	456,862	52,230	-	509,092	-	-	-	509,092	137,059	372,034	-	-	-	-	372,034
KENINDIA ASSURANCE COMPANY	15,000	-	-	15,000	-	-	-	15,000	-	15,000	22,379	-	-	-	37,379
KENYA ORIENT LIFE ASSURANCE	-	(1,931)	-	(1,931)	-	478	1,488	(3,419)	2,592	(6,011)	5,625	-	-	-	(386)
LIBERTY LIFE ASSURANCE COMPANY	-	-	156,851	156,851	-	-	-	156,851	10,800	146,051	(315,463)	172,478	-	-	(341,890)
MADISON INSURANCE COMPANY	-	-	-	-	-	-	-	-	-	-	62,000	-	-	-	62,000
METROPOLITAN CANNON INSURANCE	-	-	-	-	30,605	-	30,605	(30,605)	-	(30,605)	(1,104,935)	-	-	-	(1,135,540)
OLD MUTUAL LIFE ASSURANCE	5,190	52,450	-	57,640	-	2,160	2,160	55,480	-	55,480	(2,412,947)	-	-	-	(2,357,467)
PIONEER ASSURANCE COMPANY	-	-	-	-	130,323	-	130,323	(130,323)	-	(130,323)	259,258	-	-	-	128,935
PRUDENTIAL LIFE ASSURANCE	-	-	-	-	-	65,219	70,184	(70,184)	9,721	(79,905)	(1,525,056)	-	-	-	(1,604,962)
SAHAM ASSURANCE	-	-	-	-	-	-	-	-	-	-	-	(14,360)	-	-	14,360
SANLAM LIFE ASSURANCE	-	-	-	-	543,293	-	543,293	(543,293)	(152,691)	(390,602)	(521,135)	-	-	-	(911,737)
TAKAFUL INSURANCE OF AFRICA	5,855	-	9,533	15,388	-	-	-	15,388	-	15,388	-	-	-	-	15,388
THE KENYAN ALLIANCE INSURANCE	-	-	-	-	-	-	-	-	-	-	40,029	-	-	-	40,029
THE MONARCH INSURANCE	12,009	-	-	12,009	-	-	-	12,009	-	12,009	24,459	-	-	-	36,467
UAP LIFE ASSURANCE COMPANY	-	-	195,018	195,018	-	-	-	195,018	-	195,018	129,744	-	-	-	324,762
TOTAL	648,666	637,637	337,940	1,624,243	704,221	67,869	780,565	843,678	409,195	434,484	(2,825,062)	156,897	-	20,000	(2,567,476)
REINSURERS															
CONTINENTAL REINSURANCE	21,892	-	-	21,892	-	371	371	21,522	1,291	20,230	131,273	-	17,217	-	134,286
EAST AFRICAN REINSURANCE	(2,866)	48,566	-	45,700	-	818	1,969	43,731	12,223	31,507	515,349	35,676	-	-	511,181
KENYA REINSURANCE CORPORATION	156,263	-	-	156,263	-	-	-	156,263	35,765	120,498	3,885,371	-	-	-	4,005,869
TOTAL	175,289	48,566	-	223,855	-	1,189	2,340	221,516	49,279	172,235	4,531,993	35,676	17,217	-	4,651,336
GRAND TOTAL	823,955	686,203	337,940	1,848,098	704,221	69,058	782,905	1,065,194	458,474	606,719	1,706,931	192,573	17,217	20,000	2,083,860

Amounts in Thousand Shillings

APPENDIX 3: SUMMARY OF LONG TERM INSURANCE BUSINESS GROSS PREMIUM INCOME FOR THE PERIOD ENDED 31.03.2018									
Company	Life Assurances	Annuities	Pensions	Group Life	Group Credit	Permanent Health	Investments	Total	Market Share (%)
INSURERS									
APA LIFE ASSURANCE COMPANY	31,710	-	104,247	335,289	133,998	-	65	605,309	2.76
BARCLAYS LIFE	64,192	-	-	368,141	164,291	-	-	596,624	2.72
BRITAM LIFE ASSURANCE	2,035,686	527,662	1,588,671	396,730	407,975	-	133,976	5,090,700	23.21
CAPEX LIFE ASSURANCE COMPANY	111,137	-	-	44,256	-	-	-	155,393	0.71
CIC LIFE ASSURANCE COMPANY	270,577	397,828	218,804	264,302	787,414	-	-	1,938,925	8.84
CORPORATE INSURANCE COMPANY	73,964	-	-	-	-	250	-	74,214	0.34
FIRST ASSURANCE COMPANY	-	-	-	27,114	6,249	-	-	33,363	0.15
GA LIFE ASSURANCE COMPANY	-	-	441,768	15,452	1,692	-	-	458,912	2.09
GEMINIA INSURANCE COMPANY	10,478	-	-	18,698	-	-	-	29,176	0.13
ICEA LION LIFE ASSURANCE	605,710	323,611	1,688,337	152,436	77,211	-	11,002	2,858,307	13.03
JUBILEE INSURANCE COMPANY	804,263	291,653	1,384,760	365,995	32,622	-	-	2,879,293	13.13
KENINDIA ASSURANCE COMPANY	295,688	128,000	671,061	-	-	11,764	-	1,106,513	5.05
KENYA ORIENT LIFE ASSURANCE	11,446	62,049	13,735	13,446	54,270	-	-	154,946	0.71
LIBERTY LIFE ASSURANCE COMPANY	275,981	12,892	254,870	130,563	116,281	-	251,329	1,041,916	4.75
MADISON INSURANCE COMPANY	281,779	484,366	76,302	42,350	65,697	-	3,435	953,929	4.35
METROPOLITAN CANNON INSURANCE	24,915	-	-	37,351	3,244	-	-	65,510	0.30
OLD MUTUAL LIFE ASSURANCE	204,928	-	-	83,823	-	-	203,424	492,175	2.24
PIONEER ASSURANCE COMPANY	165,625	24,912	13,785	606,590	322,620	-	17,768	1,151,300	5.25
PRUDENTIAL LIFE ASSURANCE	36,083	-	-	11,246	59,217	-	-	106,546	0.49
SAHAM ASSURANCE	10,363	-	4,734	1,000	224	-	-	16,321	0.07
SANLAM LIFE ASSURANCE	420,932	50,033	72,311	258,350	223,444	-	217,707	1,242,777	5.67
TAKAFUL INSURANCE OF AFRICA	-	-	-	623	6,835	-	-	7,458	0.03
THE KENYAN ALLIANCE INSURANCE	4,049	-	156,943	73,524	2,557	-	285	237,358	1.08
THE MONARCH INSURANCE	5,345	-	-	1,646	-	-	-	6,991	0.03
UAP LIFE ASSURANCE COMPANY	165,914	-	141,784	157,326	118,592	-	44,718	628,334	2.86
TOTAL	5,910,765	2,303,006	6,832,112	3,406,251	2,584,433	12,014	883,709	21,932,290	100
REINSURERS									
CONTINENTAL REINSURANCE	197	-	-	25,383	-	-	-	25,580	6.25
EAST AFRICAN REINSURANCE	11,019	-	-	343,619	-	-	-	354,638	86.66
KENYA REINSURANCE CORPORATION	2,902	-	-	26,115	-	-	-	29,017	7.09
TOTAL	14,118	-	-	395,117	-	-	-	409,235	100.00

Amounts in Thousand Shillings

APPENDIX 4: SUMMARY OF LONG TERM INSURANCE BUSINESS MARKET SHARE (GROSS PREMIUM INCOME) PER CLASS FOR THE PERIOD ENDED 31.03.2018

Company	Life Assurances	Annuities	Pensions	Group Life	Group Credit	Permanent Health	Investments	Total
INSURERS								
BRITAM LIFE ASSURANCE	34.44	22.91	23.25	11.65	15.79	-	15.16	23.21
JUBILEE INSURANCE COMPANY	13.61	12.66	20.27	10.74	1.26	-	-	13.13
ICEA LION LIFE ASSURANCE	10.25	14.05	24.71	4.48	2.99	-	1.24	13.03
CIC LIFE ASSURANCE COMPANY	4.58	17.27	3.20	7.76	30.47	-	-	8.84
SANLAM LIFE ASSURANCE	7.12	2.17	1.06	7.58	8.65	-	24.64	5.67
PIONEER ASSURANCE COMPANY	2.80	1.08	0.20	17.81	12.48	-	2.01	5.25
KENINDIA ASSURANCE COMPANY	5.00	5.56	9.82	-	-	97.92	-	5.05
LIBERTY LIFE ASSURANCE COMPANY	4.67	0.56	3.73	3.83	4.50	-	28.44	4.75
MADISON INSURANCE COMPANY	4.77	21.03	1.12	1.24	2.54	-	0.39	4.35
UAP LIFE ASSURANCE COMPANY	2.81	-	2.08	4.62	4.59	-	5.06	2.86
APA LIFE ASSURANCE COMPANY	0.54	-	1.53	9.84	5.18	-	0.01	2.76
BARCLAYS LIFE	1.09	-	-	10.81	6.36	-	-	2.72
OLD MUTUAL LIFE ASSURANCE	3.47	-	-	2.46	-	-	23.02	2.24
GA LIFE ASSURANCE COMPANY	-	-	6.47	0.45	0.07	-	-	2.09
THE KENYAN ALLIANCE INSURANCE	0.07	-	2.30	2.16	0.10	-	0.03	1.08
CAPEX LIFE ASSURANCE COMPANY	1.88	-	-	1.30	-	-	-	0.71
KENYA ORIENT LIFE ASSURANCE	0.19	2.69	0.20	0.39	2.10	-	-	0.71
PRUDENTIAL LIFE ASSURANCE	0.61	-	-	0.33	2.29	-	-	0.49
CORPORATE INSURANCE COMPANY	1.25	-	-	-	-	2.08	-	0.34
METROPOLITAN CANNON INSURANCE	0.42	-	-	1.10	0.13	-	-	0.30
FIRST ASSURANCE COMPANY	-	-	-	0.80	0.24	-	-	0.15
GEMINIA INSURANCE COMPANY	0.18	-	-	0.55	-	-	-	0.13
SAHAM ASSURANCE	0.18	-	0.07	0.03	0.01	-	-	0.07
TAKAFUL INSURANCE OF AFRICA	-	-	-	0.02	0.26	-	-	0.03
THE MONARCH INSURANCE	0.09	-	-	0.05	-	-	-	0.03
TOTAL	100.00	100.00	100.00	100.00	100.00	100.00	100.00	100.00
REINSURERS								
EAST AFRICAN REINSURANCE	78.05	-	-	86.97	-	-	-	86.66
KENYA REINSURANCE CORPORATION	20.56	-	-	6.61	-	-	-	7.09
CONTINENTAL REINSURANCE	1.40	-	-	6.42	-	-	-	6.25
TOTAL	100.00	-	-	100.00	-	-	-	100.00

Figures in %

APPENDIX 5: SUMMARY OF LIFE ASSURANCE BUSINESS REVENUE ACCOUNTS FOR THE PERIOD ENDED 31.03.2018

Company	Life Fund BF	Gross Premium	Net Premium	Other (Fee) Income	Total Benefits	Claims	Surrenders	Bonuses Paid	Annuities Paid	Net Commissions	Expense of Management	Investment Income	Investment Expenses	Transfer To (From) P & L	Life Fund CF
INSURERS															
APA LIFE ASSURANCE COMPANY	170,057	31,710	30,115	-	3,693	2,477	-	-	-	8,898	24,629	4,547	653	-	168,062
BARCLAYS LIFE	(602,618)	64,192	64,192	-	2,465	28,334	-	-	-	4,733	57,594	8,965	-	-	(620,122)
BRITAM LIFE ASSURANCE	21,044,731	2,035,686	2,024,401	-	631,733	631,733	-	-	-	330,706	386,617	2,426,631	8,689	-	24,138,018
CAPEX LIFE ASSURANCE COMPANY	314,875	111,137	111,137	-	28,573	27,922	-	-	-	-	44,005	53,418	-	-	407,504
CIC LIFE ASSURANCE COMPANY	851,505	270,577	268,680	-	107,466	189,877	-	-	-	38,541	35,800	30,417	-	-	886,384
CORPORATE INSURANCE COMPANY	624,930	73,964	73,964	-	37,400	64,492	-	-	-	11,754	13,710	13,265	-	-	622,204
FIRST ASSURANCE COMPANY	-	-	-	-	-	-	-	-	-	-	-	-	-	-	-
GA LIFE ASSURANCE COMPANY	-	-	-	-	-	-	-	-	-	-	-	-	-	-	-
GEMINIA INSURANCE COMPANY	608,820	10,478	10,270	-	2,805	2,582	177	46	-	1,823	4,092	2,981	-	-	613,351
ICEA LION LIFE ASSURANCE	7,172,072	605,710	597,714	1,243	178,365	162,559	29,480	-	-	119,610	139,360	322,227	-	22,447	7,619,800
JUBILEE INSURANCE COMPANY	7,169,377	804,263	802,798	-	310,063	224,532	93,500	-	-	164,851	136,554	227,035	787	19,608	7,559,377
KENINDIA ASSURANCE COMPANY	6,884,358	295,688	295,688	-	146,948	138,917	-	-	-	24,295	45,373	223,290	-	15,000	7,179,751
KENYA ORIENT LIFE ASSURANCE	18,522	11,446	11,410	-	93	-	93	-	-	2,406	11,723	1,069	-	-	16,778
LIBERTY LIFE ASSURANCE COMPANY	6,633,783	275,981	274,786	-	137,541	75,564	-	-	-	26,943	43,432	116,725	-	-	6,879,356
MADISON INSURANCE COMPANY	3,114,541	281,779	281,779	-	106,653	106,653	-	-	-	43,071	123,663	28,387	-	-	3,151,319
METROPOLITAN CANNON INSURANCE	741,386	24,915	24,886	-	38,995	20,212	18,783	-	-	(202)	956	839	-	(9,793)	737,156
OLD MUTUAL LIFE ASSURANCE	5,626,612	204,928	191,145	92,233	137,578	138,674	22,899	-	-	35,919	173,461	365,777	4,530	10,552	5,889,731
PIONEER ASSURANCE COMPANY	322,400	165,625	165,625	-	98,759	87,767	-	-	-	20,321	84,335	21,332	-	77,501	239,433
PRUDENTIAL LIFE ASSURANCE	452,375	36,083	36,083	1,898	28,270	20,597	-	-	-	5,360	17,630	11,027	466	-	457,329
SAHAM ASSURANCE	212,049	10,363	8,291	-	8,995	6,421	2,574	-	-	1,184	8,789	10,910	-	-	212,281
SANLAM LIFE ASSURANCE	6,000,932	420,932	414,298	-	81,657	61,534	-	-	-	71,206	76,118	103,613	-	543,293	5,766,693
TAKAFUL INSURANCE OF AFRICA	-	-	-	-	-	-	-	-	-	-	-	-	-	-	-
THE KENYAN ALLIANCE INSURANCE	46,019	4,049	4,049	-	7,134	7,094	-	-	-	1,302	685	776	-	-	41,762
THE MONARCH INSURANCE	18,959	5,345	5,259	-	-	-	-	-	-	240	5,186	8,806	-	-	27,598
UAP LIFE ASSURANCE COMPANY	761,040	165,914	165,914	-	23,631	7,747	15,957	8	-	3,329	319,099	84,876	-	-	665,691
TOTAL	68,186,725	5,910,765	5,862,484	95,374	2,118,817	2,005,688	183,463	54	95,374	916,290	1,752,811	4,066,913	15,125	678,608	72,659,456
REINSURERS															
CONTINENTAL REINSURANCE	-	197	167	-	-	-	-	-	-	104	21	79	2	-	118
EAST AFRICAN REINSURANCE	-	11,019	7,520	(7,744)	130	-	-	-	-	1,419	789	-	-	-	(2,432)
KENYA REINSURANCE CORPORATION	1,225,534	2,902	2,902	-	1,495	1,495	-	-	-	591	5,104	19,915	-	-	1,241,160
TOTAL	1,225,534	14,118	10,589	(7,744)	1,625	1,495	-	-	-	2,114	5,914	19,994	2	-	1,238,846

Amounts in Thousand Shillings

APPENDIX 6: SUMMARY OF ANNUITIES BUSINESS REVENUE ACCOUNTS FOR THE PERIOD ENDED 31.03.2018															
Company	Life Fund BF	Gross Premium	Net Premium	Other (Fee) Income	Total Benefits	Claims	Surrenders	Bonuses Paid	Annuities Paid	Net Commissions	Expense of Management	Investment Income	Investment Expenses	Transfer To (From) P & L	Life Fund CF
INSURERS															
APA LIFE ASSURANCE COMPANY	18,266	-	-	-	15,220	-	-	-	15,220	-	1,201	11,822	575	-	13,091
BARCLAYS LIFE	-	-	-	-	-	-	-	-	-	-	-	-	-	-	-
BRITAM LIFE ASSURANCE	1,866,255	527,662	527,662	-	106,946	106,946	-	-	-	-	9,225	65,815	1,120	-	2,342,441
CAPEX LIFE ASSURANCE COMPANY	-	-	-	-	-	-	-	-	-	-	-	-	-	-	-
CIC LIFE ASSURANCE COMPANY	(193,369)	397,828	397,828	-	24,244	439,298	-	-	-	4,678	5,065	48,402	-	-	(196,180)
CORPORATE INSURANCE COMPANY	-	-	-	-	-	-	-	-	-	-	-	-	-	-	-
FIRST ASSURANCE COMPANY	-	-	-	-	-	-	-	-	-	-	-	-	-	-	-
GA LIFE ASSURANCE COMPANY	-	-	-	-	-	-	-	-	-	-	-	-	-	-	-
GEMINIA INSURANCE COMPANY	-	-	-	-	-	-	-	-	-	-	-	-	-	-	-
ICEA LION LIFE ASSURANCE	8,826,278	323,611	323,611	-	258,948	187	-	-	258,948	4,489	14,047	343,357	-	45,000	9,170,576
JUBILEE INSURANCE COMPANY	8,648,099	291,653	291,653	-	230,414	230,414	-	-	-	3,323	5,903	534,319	866	230,296	9,003,269
KENINDIA ASSURANCE COMPANY	727,514	128,000	128,000	-	19,780	19,780	-	-	-	1,725	-	22,211	-	-	856,220
KENYA ORIENT LIFE ASSURANCE	101,593	62,049	62,049	-	4,687	-	-	-	4,687	2,482	5,097	5,795	-	-	157,171
LIBERTY LIFE ASSURANCE COMPANY	223,990	12,892	12,892	-	9,134	9,134	-	-	-	-	303	9,935	-	-	237,380
MADISON INSURANCE COMPANY	3,388,515	484,366	484,366	-	130,741	130,741	-	-	-	10,725	14,329	38,263	-	-	3,755,349
METROPOLITAN CANNON INSURANCE	-	-	-	-	-	-	-	-	-	-	-	-	-	-	-
OLD MUTUAL LIFE ASSURANCE	282	-	-	-	351	-	-	-	448	-	-	94	1	-	(73)
PIONEER ASSURANCE COMPANY	106,335	24,912	24,912	-	-	-	-	-	-	-	-	-	-	30,452	100,796
PRUDENTIAL LIFE ASSURANCE	-	-	-	-	-	-	-	-	-	-	-	-	-	-	-
SAHAM ASSURANCE	(272)	-	-	-	34	-	-	-	34	-	-	-	-	-	(306)
SANLAM LIFE ASSURANCE	7,657,219	50,033	50,033	-	238,084	235,016	-	-	-	840	3,148	303,377	-	-	7,771,626
TAKAFUL INSURANCE OF AFRICA	-	-	-	-	-	-	-	-	-	-	-	-	-	-	-
THE KENYAN ALLIANCE INSURANCE	1,197,794	-	-	-	29,095	29,095	-	-	-	-	-	-	-	-	1,168,700
THE MONARCH INSURANCE	-	-	-	-	-	-	-	-	-	-	-	-	-	-	-
UAP LIFE ASSURANCE COMPANY	1,309,928	-	-	-	34,072	-	-	-	36,775	-	164,384	74,231	-	-	1,183,000
TOTAL	33,878,427	2,303,006	2,303,006	-	1,101,750	1,200,611	-	-	316,112	28,262	222,702	1,457,621	2,562	305,748	35,563,060
REINSURERS															
CONTINENTAL REINSURANCE	-	-	-	-	-	-	-	-	-	-	-	-	-	-	-
EAST AFRICAN REINSURANCE	-	-	-	-	-	-	-	-	-	-	-	-	-	-	-
KENYA REINSURANCE CORPORATION	-	-	-	-	-	-	-	-	-	-	-	-	-	-	-
TOTAL	-	-	-	-	-	-	-	-	-	-	-	-	-	-	-

Amounts in Thousand Shillings

APPENDIX 7: SUMMARY OF GROUP LIFE BUSINESS REVENUE ACCOUNTS FOR THE PERIOD ENDED 31.03.2018

Company	Life Fund BF	Gross Premium	Net Premium	Other (Fee) Income	Total Benefits	Claims	Surrenders	Bonuses Paid	Annuities Paid	Net Commissions	Expense of Management	Investment Income	Investment Expenses	Transfer To (From) P & L	Life Fund CF
INSURERS															
APA LIFE ASSURANCE COMPANY	527,183	335,289	96,841	-	23,510	42,016	-	-	-	10,784	22,939	8,253	402	-	556,137
BARCLAYS LIFE	113,400	368,141	103,080	-	(24,875)	93,425	-	-	-	(24,854)	28,797	1,951	-	-	121,062
BRITAM LIFE ASSURANCE	1,835,623	396,730	313,735	-	132,095	132,095	-	-	-	(26,941)	75,649	106,068	59	-	2,074,563
CAPEX LIFE ASSURANCE COMPANY	-	44,256	44,256	-	-	-	-	-	-	4,062	-	-	-	-	40,194
CIC LIFE ASSURANCE COMPANY	1,962,634	264,302	163,591	-	76,835	135,995	-	-	-	(7,393)	55,433	13,021	-	-	1,955,212
CORPORATE INSURANCE COMPANY	-	-	-	-	-	-	-	-	-	-	-	-	-	-	-
FIRST ASSURANCE COMPANY	397,697	27,114	4,091	-	5,726	7,370	-	-	-	(3,614)	5,794	7,409	-	-	399,646
GA LIFE ASSURANCE COMPANY	5,213	15,452	662	-	300	300	-	-	-	(2,847)	3,642	617	-	-	5,396
GEMINIA INSURANCE COMPANY	197,286	18,698	18,698	-	2,240	20,455	-	-	-	2,217	7,303	9,311	-	-	195,320
ICEA LION LIFE ASSURANCE	131,615	152,436	88,892	15,886	21,962	27,077	-	-	-	6,596	27,550	14,394	-	3,750	185,813
JUBILEE INSURANCE COMPANY	279,526	365,995	124,328	-	90,611	105,700	-	-	-	12,949	52,565	60,729	124	19,451	273,793
KENINDIA ASSURANCE COMPANY	-	-	-	-	-	-	-	-	-	-	-	-	-	-	-
KENYA ORIENT LIFE ASSURANCE	17,325	13,446	7,123	-	930	930	-	-	-	(526)	4,303	1,256	-	-	20,997
LIBERTY LIFE ASSURANCE COMPANY	324,812	130,563	86,865	-	38,147	19,650	-	-	-	14,810	39,147	12,958	-	-	351,028
MADISON INSURANCE COMPANY	(128,574)	42,350	39,660	-	16,203	16,203	-	-	-	10,416	3,457	1,237	-	-	(117,754)
METROPOLITAN CANNON INSURANCE	420,927	37,351	21,859	-	108,414	108,414	-	-	-	3,119	28,192	24,747	-	(20,811)	348,619
OLD MUTUAL LIFE ASSURANCE	107,032	83,823	64,729	-	56,143	20,027	-	-	-	3,906	16,528	7,017	96	(5,363)	143,583
PIONEER ASSURANCE COMPANY	1,505,916	606,590	327,895	-	524,232	534,123	-	-	-	115,735	36,144	6,514	-	(368,156)	1,522,480
PRUDENTIAL LIFE ASSURANCE	15,183	11,246	5,910	1,001	7,690	4,670	-	-	-	501	1,030	3,437	145	-	19,185
SAHAM ASSURANCE	13,098	1,000	800	-	100	100	-	-	-	(43)	848	752	-	-	13,745
SANLAM LIFE ASSURANCE	(540,871)	258,350	99,121	-	171,188	142,487	-	-	-	51,635	25,510	2,726	-	-	(658,656)
TAKAFUL INSURANCE OF AFRICA	-	623	430	-	-	-	-	-	-	-	-	259	-	-	689
THE KENYAN ALLIANCE INSURANCE	563,362	73,524	34,723	-	11,360	4,111	-	-	-	(7,067)	12,444	13,323	-	-	601,920
THE MONARCH INSURANCE	(218)	1,646	(2,715)	-	6,434	3,329	-	-	-	(396)	5,425	12,681	-	-	1,390
UAP LIFE ASSURANCE COMPANY	2,125,531	157,326	49,890	-	85,328	57,145	-	-	-	3,781	-	152,488	-	-	2,266,985
TOTAL	9,873,700	3,406,251	1,694,464	16,887	1,354,573	1,475,622	-	-	-	166,830	452,700	461,148	826	-	371,129
REINSURERS															
CONTINENTAL REINSURANCE	-	25,383	21,576	-	11,977	3,125	-	-	-	5,043	3,175	11,912	372	-	21,774
EAST AFRICAN REINSURANCE	-	343,619	285,366	(147,133)	107,175	60,559	-	-	-	52,587	25,522	-	-	-	(435)
KENYA REINSURANCE CORPORATION	5,712,901	26,115	26,115	-	13,458	13,458	-	-	-	5,320	45,938	179,238	-	-	5,853,538
TOTAL	5,712,901	395,117	333,057	-	147,133	132,610	-	-	-	62,950	74,635	191,150	372	-	5,874,977

Amounts in Thousand Shillings

APPENDIX 8: SUMMARY OF GROUP CREDIT BUSINESS REVENUE ACCOUNTS FOR THE PERIOD ENDED 31.03.2018															
Company	Life Fund BF	Gross Premium	Net Premium	Other (Fee) Income	Total Benefits	Claims	Surrenders	Bonuses Paid	Annuities Paid	Net Commissions	Expense of Management	Investment Income	Investment Expenses	Transfer To (From) P & L	Life Fund CF
INSURERS															
APA LIFE ASSURANCE COMPANY	72,541	133,998	121,494	-	3,957	7,914	-	-	-	(3,439)	1,306	2,231	109	-	190,375
BARCLAYS LIFE	(30,092)	164,291	87,827	-	47,536	56,845	-	-	-	36,238	28,797	14,205	-	-	(49,940)
BRITAM LIFE ASSURANCE	84,937	407,975	357,441	-	148,298	148,298	-	-	-	(5,662)	77,793	226,330	1,129	-	447,151
CAPEX LIFE ASSURANCE COMPANY	-	-	(10,566)	-	-	-	-	-	-	-	-	-	-	-	(10,566)
CIC LIFE ASSURANCE COMPANY	(1,455,228)	787,414	487,374	-	110,065	288,485	-	-	-	(22,027)	165,147	38,792	-	28,750	(1,389,417)
CORPORATE INSURANCE COMPANY	-	-	-	-	-	-	-	-	-	-	-	-	-	-	-
FIRST ASSURANCE COMPANY	12,803	6,249	939	-	-	-	-	-	-	(832)	1,421	1,738	-	-	14,891
GA LIFE ASSURANCE COMPANY	704	1,692	49	-	-	-	-	-	-	(403)	405	69	-	-	820
GEMINIA INSURANCE COMPANY	-	-	-	-	-	-	-	-	-	-	-	-	-	-	-
ICEA LION LIFE ASSURANCE	86,870	77,211	30,129	11,770	15,630	21,962	-	-	-	6,044	20,378	8,105	-	2,250	86,240
JUBILEE INSURANCE COMPANY	119,326	32,622	29,731	-	19,706	-	-	-	-	8,413	-	2,292	11	-	142,924
KENINDIA ASSURANCE COMPANY	-	-	-	-	-	-	-	-	-	-	-	-	-	-	-
KENYA ORIENT LIFE ASSURANCE	341,239	54,270	49,656	-	1,677	1,677	-	-	-	3,147	45,881	5,069	-	-	345,299
LIBERTY LIFE ASSURANCE COMPANY	333,264	116,281	91,148	-	52,482	51,611	-	-	-	14,342	-	-	-	-	358,459
MADISON INSURANCE COMPANY	251,615	65,697	65,697	-	14,212	14,212	-	-	-	-	10,511	-	-	-	292,589
METROPOLITAN CANNON INSURANCE	50,143	3,244	3,244	-	-	-	-	-	-	-	478	419	-	-	53,329
OLD MUTUAL LIFE ASSURANCE	-	-	-	-	-	-	-	-	-	-	-	-	-	-	-
PIONEER ASSURANCE COMPANY	763,324	322,620	322,620	-	-	-	-	-	-	-	-	-	-	129,880	956,064
PRUDENTIAL LIFE ASSURANCE	93,635	59,217	56,041	794	2,785	2,785	-	-	-	18,070	17,033	18,097	766	-	129,914
SAHAM ASSURANCE	903	224	179	-	-	-	-	-	-	-	190	-	-	-	892
SANLAM LIFE ASSURANCE	1,558,977	223,444	219,278	-	69,378	57,746	-	-	-	(35,498)	26,551	18,358	-	-	1,747,814
TAKAFUL INSURANCE OF AFRICA	-	6,835	4,714	-	-	-	-	-	-	(552)	2,940	2,840	-	-	5,166
THE KENYAN ALLIANCE INSURANCE	6,658	2,557	2,557	-	-	-	-	-	-	40	433	506	-	-	9,249
THE MONARCH INSURANCE	-	-	-	-	-	-	-	-	-	-	-	-	-	-	-
UAP LIFE ASSURANCE COMPANY	-	118,592	118,592	-	40,717	14,938	-	-	-	-	-	-	-	-	103,655
TOTAL	2,291,619	2,584,433	2,038,144	12,564	526,443	666,473	-	-	-	17,881	399,264	339,051	2,015	160,880	3,434,868
REINSURERS															
CONTINENTAL REINSURANCE	-	-	-	-	-	-	-	-	-	-	-	-	-	-	-
EAST AFRICAN REINSURANCE	-	-	-	-	-	-	-	-	-	-	-	-	-	-	-
KENYA REINSURANCE CORPORATION	-	-	-	-	-	-	-	-	-	-	-	-	-	-	-
TOTAL	-	-	-	-	-	-	-	-	-	-	-	-	-	-	-

Amounts in Thousand Shillings

APPENDIX 9: SUMMARY OF INVESTMENTS BUSINESS REVENUE ACCOUNTS FOR THE PERIOD ENDED 31.03.2018															
Company	Life Fund BF	Gross Premium	Net Premium	Other (Fee) Income	Total Benefits	Claims	Surrenders	Bonuses Paid	Annuities Paid	Net Commissions	Expense of Management	Investment Income	Investment Expenses	Transfer To (From) P & L	Life Fund CF
INSURERS															
APA LIFE ASSURANCE COMPANY	777	65	65	-	-	-	-	-	-	-	-	-	-	-	842
BARCLAYS LIFE	-	-	-	-	-	-	-	-	-	-	-	-	-	-	-
BRITAM LIFE ASSURANCE	3,651,874	133,976	133,976	-	339,932	339,932	-	-	-	46,732	-	-	-	-	3,399,187
CAPEX LIFE ASSURANCE COMPANY	-	-	-	-	-	-	-	-	-	-	-	-	-	-	-
CIC LIFE ASSURANCE COMPANY	-	-	-	-	-	-	-	-	-	-	-	-	-	-	-
CORPORATE INSURANCE COMPANY	-	-	-	-	-	-	-	-	-	-	-	-	-	-	-
FIRST ASSURANCE COMPANY	-	-	-	-	-	-	-	-	-	-	-	-	-	-	-
GA LIFE ASSURANCE COMPANY	-	-	-	-	-	-	-	-	-	-	-	-	-	-	-
GEMINIA INSURANCE COMPANY	-	-	-	-	-	-	-	-	-	-	-	-	-	-	-
ICEA LION LIFE ASSURANCE	439,694	11,002	11,002	-	17,622	7,434	10,188	-	-	-	-	1,553	-	1,553	433,073
JUBILEE INSURANCE COMPANY	-	-	-	-	-	-	-	-	-	-	-	-	-	-	-
KENINDIA ASSURANCE COMPANY	-	-	-	-	-	-	-	-	-	-	-	-	-	-	-
KENYA ORIENT LIFE ASSURANCE	-	-	-	-	-	-	-	-	-	-	-	-	-	-	-
LIBERTY LIFE ASSURANCE COMPANY	4,425,992	251,329	251,329	-	498,414	447,838	-	-	-	24,634	112,290	419,507	-	-	4,512,065
MADISON INSURANCE COMPANY	201,389	3,435	3,435	-	17,047	17,047	-	-	-	-	483	2,930	-	-	190,225
METROPOLITAN CANNON INSURANCE	352,458	-	-	(3,985)	-	-	-	-	-	-	18,158	15,939	-	-	346,254
OLD MUTUAL LIFE ASSURANCE	5,968,831	203,424	203,424	-	222,208	14,152	176,119	-	-	-	-	453,748	5,125	-	6,430,607
PIONEER ASSURANCE COMPANY	109,099	17,768	17,768	-	-	-	-	-	-	-	-	-	-	-	126,867
PRUDENTIAL LIFE ASSURANCE	-	-	-	-	-	-	-	-	-	-	-	-	-	-	-
SAHAM ASSURANCE	-	-	-	-	-	-	-	-	-	-	-	-	-	-	-
SANLAM LIFE ASSURANCE	6,446,386	217,707	217,707	-	388,553	481,370	-	-	-	13,062	79,224	267,562	-	-	6,357,998
TAKAFUL INSURANCE OF AFRICA	-	-	-	-	-	-	-	-	-	-	-	-	-	-	-
THE KENYAN ALLIANCE INSURANCE	5,226	285	285	-	-	-	-	-	-	-	48	96	-	-	5,559
THE MONARCH INSURANCE	-	-	-	-	-	-	-	-	-	-	-	-	-	-	-
UAP LIFE ASSURANCE COMPANY	893,215	44,718	44,718	-	43,054	20,757	20,903	-	-	-	-	55,181	-	-	951,454
TOTAL	22,494,941	883,709	883,709	3,985	1,526,830	1,328,530	207,210	-	-	84,428	210,203	1,216,516	5,125	1,553	22,754,131
REINSURERS															
CONTINENTAL REINSURANCE	-	-	-	-	-	-	-	-	-	-	-	-	-	-	-
EAST AFRICAN REINSURANCE	-	-	-	-	-	-	-	-	-	-	-	-	-	-	-
KENYA REINSURANCE CORPORATION	-	-	-	-	-	-	-	-	-	-	-	-	-	-	-
TOTAL	-	-	-	-	-	-	-	-	-	-	-	-	-	-	-

Amounts in Thousand Shillings

APPENDIX 10: SUMMARY OF PERMANENT HEALTH BUSINESS REVENUE ACCOUNTS FOR THE PERIOD ENDED 31.03.2018

Company	Life Fund BF	Gross Premium	Net Premium	Other (Fee) Income	Total Benefits	Claims	Surrenders	Bonuses Paid	Annuities Paid	Net Commissions	Expense of Management	Investment Income	Investment Expenses	Transfer To (From) P & L	Life Fund CF
INSURERS															
APA LIFE ASSURANCE COMPANY	-	-	-	-	-	-	-	-	-	-	-	-	-	-	-
BARCLAYS LIFE	-	-	-	-	-	-	-	-	-	-	-	-	-	-	-
BRITAM LIFE ASSURANCE	-	-	-	-	-	-	-	-	-	-	-	-	-	-	-
CAPEX LIFE ASSURANCE COMPANY	-	-	-	-	-	-	-	-	-	-	-	-	-	-	-
CIC LIFE ASSURANCE COMPANY	-	-	-	-	-	-	-	-	-	-	-	-	-	-	-
CORPORATE INSURANCE COMPANY	25,420	250	250	-	-	-	-	-	-	39	123	45	-	-	25,553
FIRST ASSURANCE COMPANY	-	-	-	-	-	-	-	-	-	-	-	-	-	-	-
GA LIFE ASSURANCE COMPANY	-	-	-	-	-	-	-	-	-	-	-	-	-	-	-
GEMINIA INSURANCE COMPANY	-	-	-	-	-	-	-	-	-	-	-	-	-	-	-
ICEA LION LIFE ASSURANCE	-	-	-	-	-	-	-	-	-	-	-	-	-	-	-
JUBILEE INSURANCE COMPANY	-	-	-	-	-	-	-	-	-	-	-	-	-	-	-
KENINDIA ASSURANCE COMPANY	26,715	11,764	11,764	-	13,814	13,914	-	-	-	-	444	787	-	-	24,908
KENYA ORIENT LIFE ASSURANCE	-	-	-	-	-	-	-	-	-	-	-	-	-	-	-
LIBERTY LIFE ASSURANCE COMPANY	-	-	-	-	-	-	-	-	-	-	-	-	-	-	-
MADISON INSURANCE COMPANY	-	-	-	-	-	-	-	-	-	-	-	-	-	-	-
METROPOLITAN CANNON INSURANCE	-	-	-	-	-	-	-	-	-	-	-	-	-	-	-
OLD MUTUAL LIFE ASSURANCE	-	-	-	-	-	-	-	-	-	-	-	-	-	-	-
PIONEER ASSURANCE COMPANY	-	-	-	-	-	-	-	-	-	-	-	-	-	-	-
PRUDENTIAL LIFE ASSURANCE	-	-	-	-	-	-	-	-	-	-	-	-	-	-	-
SAHAM ASSURANCE	-	-	-	-	-	-	-	-	-	-	-	-	-	-	-
SANLAM LIFE ASSURANCE	-	-	-	-	-	-	-	-	-	-	-	-	-	-	-
TAKAFUL INSURANCE OF AFRICA	-	-	-	-	-	-	-	-	-	-	-	-	-	-	-
THE KENYAN ALLIANCE INSURANCE	-	-	-	-	-	-	-	-	-	-	-	45	-	-	45
THE MONARCH INSURANCE	-	-	-	-	-	-	-	-	-	-	-	-	-	-	-
UAP LIFE ASSURANCE COMPANY	-	-	-	-	-	-	-	-	-	-	-	-	-	-	-
TOTAL	52,135	12,014	12,014	-	13,814	13,914	-	-	-	39	567	877	-	-	50,506
REINSURERS															
CONTINENTAL REINSURANCE	-	-	-	-	-	-	-	-	-	-	-	-	-	-	-
EAST AFRICAN REINSURANCE	-	-	-	-	-	-	-	-	-	-	-	-	-	-	-
KENYA REINSURANCE CORPORATION	-	-	-	-	-	-	-	-	-	-	-	-	-	-	-
TOTAL	-	-	-	-	-	-	-	-	-	-	-	-	-	-	-

Amounts in Thousand Shillings

APPENDIX 11: SUMMARY OF PENSIONS BUSINESS REVENUE ACCOUNTS FOR THE PERIOD ENDED 31.03.2018															
Company	Life Fund BF	Gross Premium	Net Premium	Other (Fee) Income	Total Benefits	Claims	Surrenders	Bonuses Paid	Annuities Paid	Net Commissions	Expense of Management	Investment Income	Investment Expenses	Transfer To (From) P & L	Life Fund CF
INSURERS															
APA LIFE ASSURANCE COMPANY	3,159,275	104,247	104,247	-	145,477	145,477	-	-	-	1,906	7,076	119,630	2,354	-	3,226,340
BARCLAYS LIFE	-	-	-	-	-	-	-	-	-	-	-	-	-	-	-
BRITAM LIFE ASSURANCE	27,089,768	1,588,671	1,588,671	-	699,163	699,163	-	-	-	-	121,000	1,716,367	11,204	-	29,563,439
CAPEX LIFE ASSURANCE COMPANY	-	-	-	-	-	-	-	-	-	-	-	-	-	-	-
CIC LIFE ASSURANCE COMPANY	(62,933)	218,804	218,804	-	29,059	-	-	-	-	69	4,229	33	-	-	151,606
CORPORATE INSURANCE COMPANY	7,518	-	-	-	-	-	-	-	-	-	-	-	-	-	7,518
FIRST ASSURANCE COMPANY	-	-	-	-	-	-	-	-	-	-	-	-	-	-	-
GA LIFE ASSURANCE COMPANY	5,696,989	441,768	441,768	-	77,070	77,070	-	-	-	2,479	8,916	190,217	-	-	6,240,509
GEMINIA INSURANCE COMPANY	-	-	-	-	-	-	-	-	-	-	-	-	-	-	-
ICEA LION LIFE ASSURANCE	40,786,024	1,688,337	1,688,337	-	1,177,425	-	1,177,425	-	-	22,923	80,341	1,749,624	-	50,000	42,893,296
JUBILEE INSURANCE COMPANY	41,262,186	1,384,760	1,384,760	-	731,470	731,470	-	-	-	11,337	47,761	2,516,274	4,956	140,652	44,227,044
KENINDIA ASSURANCE COMPANY	21,760,403	671,061	671,061	-	1,055,829	1,284,425	-	-	-	8,677	24,710	640,890	-	-	21,754,542
KENYA ORIENT LIFE ASSURANCE	65,333	13,735	13,735	-	3,391	3,391	-	-	-	-	-	2,232	-	-	77,909
LIBERTY LIFE ASSURANCE COMPANY	10,139,106	254,870	254,870	-	618,209	618,209	-	-	-	2,898	78,861	421,615	-	-	10,115,623
MADISON INSURANCE COMPANY	3,122,871	76,302	76,302	-	57,108	57,108	-	-	-	177	5,590	35,717	-	-	3,172,014
METROPOLITAN CANNON INSURANCE	-	-	-	-	-	-	-	-	-	-	-	-	-	-	-
OLD MUTUAL LIFE ASSURANCE	-	-	-	-	-	-	-	-	-	-	-	-	-	-	-
PIONEER ASSURANCE COMPANY	272,667	13,785	13,785	-	-	-	-	-	-	-	-	-	-	-	286,452
PRUDENTIAL LIFE ASSURANCE	-	-	-	-	-	-	-	-	-	-	-	-	-	-	-
SAHAM ASSURANCE	866,049	4,734	4,734	-	7,767	7,767	-	-	-	-	5,291	17,841	-	-	875,566
SANLAM LIFE ASSURANCE	1,435,210	72,311	72,311	-	167,475	167,475	-	-	-	785	3,812	30,080	-	-	1,365,530
TAKAFUL INSURANCE OF AFRICA	-	-	-	-	-	-	-	-	-	-	-	-	-	-	-
THE KENYAN ALLIANCE INSURANCE	460,267	156,943	156,943	-	82,537	91,609	-	-	-	1,453	18,370	36,416	-	-	542,194
THE MONARCH INSURANCE	5,717	-	-	-	-	-	-	-	-	-	2,639	4,401	-	-	7,479
UAP LIFE ASSURANCE COMPANY	4,443,591	141,784	141,784	-	213,695	224,721	-	-	-	-	-	252,551	-	-	4,613,204
TOTAL	160,510,041	6,832,112	6,832,112	-	5,285,310	4,107,885	1,177,425	-	-	52,704	408,596	7,733,888	18,514	190,652	169,120,265
REINSURERS															
CONTINENTAL REINSURANCE	-	-	-	-	-	-	-	-	-	-	-	-	-	-	-
EAST AFRICAN REINSURANCE	-	-	-	-	-	-	-	-	-	-	-	-	-	-	-
KENYA REINSURANCE CORPORATION	-	-	-	-	-	-	-	-	-	-	-	-	-	-	-
TOTAL	-	-	-	-	-	-	-	-	-	-	-	-	-	-	-

Amounts in Thousand Shillings

APPENDIX 12: SUMMARY OF COMBINED LONG TERM BUSINESS REVENUE ACCOUNTS FOR THE PERIOD ENDED 31.03.2018															
Company	Life Fund BF	Gross Premium	Net Premium	Other (Fee) Income	Total Benefits	Claims	Surrenders	Bonuses Paid	Annuities Paid	Net Commissions	Expense of Management	Investment Income	Investment Expenses	Transfer To (From) P & L	Life Fund CF
INSURERS															
APA LIFE ASSURANCE COMPANY	3,948,099	605,309	352,762	-	191,857	197,884	-	-	15,220	18,149	57,151	146,483	4,093	-	4,154,847
BARCLAYS LIFE	(519,310)	596,624	255,099	-	25,126	178,604	-	-	-	16,117	115,188	25,121	-	-	(549,000)
BRITAM LIFE ASSURANCE	55,573,188	5,090,700	4,945,886	-	2,058,167	2,058,167	-	-	-	344,835	670,284	4,541,211	22,201	-	61,964,799
CAPEX LIFE ASSURANCE COMPANY	314,875	155,393	144,827	-	28,573	27,922	-	-	-	4,062	44,005	53,418	-	-	437,132
CIC LIFE ASSURANCE COMPANY	1,102,609	1,938,925	1,536,277	-	347,669	1,053,655	-	-	-	13,868	265,674	130,665	-	28,750	1,407,605
CORPORATE INSURANCE COMPANY	657,868	74,214	74,214	-	37,400	64,492	-	-	-	11,793	13,833	13,310	-	-	655,275
FIRST ASSURANCE COMPANY	410,500	33,363	5,030	-	5,726	7,370	-	-	-	(4,446)	7,215	9,147	-	-	414,537
GA LIFE ASSURANCE COMPANY	5,702,906	458,912	442,479	-	77,370	77,370	-	-	-	(771)	12,963	190,903	-	-	6,246,725
GEMINIA INSURANCE COMPANY	806,106	29,176	28,968	-	5,045	23,037	177	46	-	4,040	11,395	12,292	-	-	808,671
ICEA LION LIFE ASSURANCE	57,442,553	2,858,307	2,739,685	28,899	1,669,952	219,219	1,217,093	-	258,948	159,662	281,676	2,439,260	-	125,000	60,388,798
JUBILEE INSURANCE COMPANY	57,478,514	2,879,293	2,633,270	-	1,382,264	1,292,116	93,500	-	-	200,873	242,783	3,340,649	6,744	410,007	61,206,407
KENINDIA ASSURANCE COMPANY	29,398,990	1,106,513	1,106,513	-	1,236,371	1,457,036	-	-	-	34,697	70,527	887,178	-	15,000	29,815,421
KENYA ORIENT LIFE ASSURANCE	544,012	154,946	143,973	-	10,778	5,998	93	-	4,687	7,509	67,004	15,421	-	-	618,114
LIBERTY LIFE ASSURANCE COMPANY	22,080,947	1,041,916	971,890	-	1,353,927	1,222,006	-	-	-	83,627	274,033	980,740	-	-	22,453,911
MADISON INSURANCE COMPANY	9,950,357	953,929	951,239	-	341,964	341,964	-	-	-	64,389	158,033	106,534	-	-	10,443,742
METROPOLITAN CANNON INSURANCE	1,564,914	65,510	49,989	(3,985)	147,409	128,626	18,783	-	-	2,917	47,784	41,944	-	(30,604)	1,485,358
OLD MUTUAL LIFE ASSURANCE	11,702,757	492,175	459,298	92,233	416,280	172,853	199,018	-	448	39,825	189,989	826,636	9,752	5,189	12,463,848
PIONEER ASSURANCE COMPANY	3,079,741	1,151,300	872,605	-	622,991	621,890	-	-	-	136,056	120,479	27,846	-	(130,323)	3,232,092
PRUDENTIAL LIFE ASSURANCE	561,193	106,546	98,034	3,693	38,745	28,052	-	-	-	23,931	35,693	32,561	1,377	-	606,428
SAHAM ASSURANCE	1,091,827	16,321	14,004	-	16,896	14,288	2,574	-	34	1,141	15,118	29,503	-	-	1,102,178
SANLAM LIFE ASSURANCE	22,557,853	1,242,777	1,072,748	-	1,116,335	1,145,628	-	-	-	102,030	214,363	725,716	-	543,293	22,351,005
TAKAFUL INSURANCE OF AFRICA	-	7,458	5,144	-	-	-	-	-	-	(552)	2,940	3,099	-	-	5,855
THE KENYAN ALLIANCE INSURANCE	2,279,326	237,358	198,557	-	130,126	131,909	-	-	-	(4,272)	31,980	51,162	-	-	2,369,429
THE MONARCH INSURANCE	24,458	6,991	2,544	-	6,434	3,329	-	-	-	(156)	13,250	25,888	-	-	36,467
UAP LIFE ASSURANCE COMPANY	9,533,305	628,334	520,898	-	440,497	325,308	36,860	8	36,775	7,110	483,483	619,327	-	-	9,783,989
TOTAL	297,287,588	21,932,290	19,625,933	120,840	11,707,902	10,798,723	1,568,098	54	316,112	1,266,434	3,446,843	15,276,014	44,167	966,312	313,903,633
REINSURERS															
CONTINENTAL REINSURANCE	-	25,580	21,743	-	11,977	3,125	-	-	-	5,147	3,196	11,991	374	-	21,892
EAST AFRICAN REINSURANCE	-	354,638	292,886	(154,877)	107,305	60,559	-	-	-	54,006	26,311	-	-	-	(2,867)
KENYA REINSURANCE CORPORATION	6,938,435	29,017	29,017	-	14,953	14,953	-	-	-	5,911	51,042	199,153	-	-	7,094,698
TOTAL	6,938,435	409,235	343,646	(154,877)	134,235	78,637	-	-	-	65,064	80,549	211,144	374	-	7,113,723

Amounts in Thousand Shillings

APPENDIX 13: SUMMARY OF GROSS PREMIUM INCOME UNDER GENERAL INSURANCE BUSINESS FOR THE PERIOD ENDED 31.03.2018																
Company	Aviation	Engineering	Fire Domestic	Fire Industrial	Liability	Marine	Motor Private	Motor Commercial	Motor Commercial PSV	Personal Accident	Theft	Workmen's Compensation	Medical	Miscellaneous	Total	Market Share (%)
INSURERS																
AAR INSURANCE KENYA	-	22	234	469	754	(1,469)	-	-	-	11,889	51	22,736	2,711,443	6,036	2,752,164	6.35
AFRICAN MERCHANT ASSURANCE	-	6,494	2,049	90,852	4,172	6,255	217,838	181,791	-	3,650	10,090	17,408	-	22,479	563,079	1.30
AIG INSURANCE COMPANY	2,763	29,158	25,160	289,961	243,207	12,413	328,535	65,593	-	96,301	230,651	70,107	-	-	1,393,848	3.22
ALLIANZ INSURANCE COMPANY	17,012	730	6,684	19,743	12,789	37,469	28,858	14,971	-	1,393	8,865	9,527	-	17,243	175,284	0.40
AFA INSURANCE COMPANY	3,522	69,472	31,284	333,704	39,021	71,835	410,123	514,079	-	111,367	95,653	257,981	1,524,440	50,449	3,512,930	8.11
BRITAM GENERAL INSURANCE	-	122,139	52,235	208,361	42,117	120,272	382,830	329,615	-	229,670	115,157	94,198	1,238,999	172,635	3,108,226	7.18
CANNON ASSURANCE COMPANY	-	13,527	5,587	19,339	1,943	7,700	119,191	72,373	-	11,120	7,841	22,375	-	35,470	316,466	0.73
CIC GENERAL INSURANCE COMPANY	-	36,003	42,566	219,697	11,820	40,108	620,412	670,793	31,360	158,278	247,552	134,687	690,788	72,660	2,976,723	6.87
CORPORATE INSURANCE COMPANY	-	4,928	2,229	4,616	4	12,240	26,465	10,171	-	2,246	2,934	7,701	-	(3,098)	70,437	0.16
DIRECTLINE ASSURANCE COMPANY	-	-	-	-	-	-	42,123	13,124	587,910	-	-	-	-	-	643,157	1.49
FIDELITY SHIELD INSURANCE	22,531	23,463	8,983	84,507	(1,253)	(4,380)	163,262	177,001	20,241	186	30,949	39,477	-	18,276	583,244	1.35
FIRST ASSURANCE COMPANY	-	37,021	8,294	104,391	10,713	31,774	201,878	182,200	-	42,918	25,403	36,115	791,854	15,993	1,488,553	3.44
GA INSURANCE COMPANY	118,586	130,259	42,627	462,449	35,675	96,131	217,553	269,710	48,532	42,212	174,406	238,644	671,343	39,604	2,587,732	5.98
GEMINIA INSURANCE COMPANY	-	32,382	23,449	128,817	17,956	99,958	343,851	332,636	-	18,389	108,853	167,000	-	20,143	1,293,433	2.99
HERITAGE INSURANCE COMPANY	49,239	141,305	67,721	169,593	76,148	22,856	285,005	207,269	13,048	92,197	50,796	128,440	478,998	113,590	1,896,205	4.38
ICEA LION GENERAL INSURANCE	166,322	37,467	43,189	279,356	60,725	62,431	376,840	177,473	-	113,123	74,283	191,891	187,714	28,081	1,798,894	4.15
INTRA-AFRICA ASSURANCE	-	11,557	10,135	47,784	4,181	27,343	103,091	87,310	1,222	6,692	21,069	41,246	-	22,098	383,727	0.89
INVESCO ASSURANCE COMPANY	-	-	96	27	49	70	49,842	18,725	368,364	110	78	664	-	10	438,034	1.01
JUBILEE INSURANCE COMPANY	77,905	33,680	19,093	384,886	199,319	116,453	366,520	235,571	-	105,403	50,746	42,889	2,524,183	9,763	4,166,413	9.62
KENINDIA ASSURANCE COMPANY	-	85,911	23,700	287,008	28,387	94,434	132,815	306,981	-	23,647	137,884	175,256	44,893	3,288	1,344,205	3.10
KENYA ORIENT INSURANCE	-	5,115	7,766	12,340	5,541	3,370	178,971	155,809	-	4,838	39,188	27,810	-	52,308	493,057	1.14
MADISON INSURANCE COMPANY	-	4,670	6,346	16,799	26,259	33,487	170,138	223,242	-	17,341	5,873	15,026	747,191	26,202	1,292,573	2.98
MAYFAIR INSURANCE COMPANY	2,517	84,242	26,771	254,136	22,321	42,788	118,245	106,018	-	15,838	63,350	129,694	-	37,512	903,430	2.09
OCCIDENTAL INSURANCE COMPANY	-	21,542	21,809	124,748	4,310	60,669	215,224	206,279	-	18,123	51,699	118,831	-	10,947	854,181	1.97
PACIS INSURANCE COMPANY	-	3,903	3,800	36,673	3,701	936	101,140	105,483	-	50,156	17,447	31,112	85,208	1,136	440,697	1.02
PHOENIX OF EAST AFRICA	28,168	10,993	2,954	19,098	5,904	9,163	29,842	15,936	-	7,651	12,443	9,018	-	12,292	163,463	0.38
PIONEER INSURANCE COMPANY	-	2,961	897	12,554	11,130	15,118	57,687	30,896	-	14,308	9,210	9,983	-	6,622	171,365	0.40
RESOLUTION INSURANCE COMPANY	-	2,297	9,815	7,078	5,000	11,194	116,796	127,336	-	17,979	4,522	21,610	1,433,635	4,565	1,761,827	4.07
SAHAM INSURANCE COMPANY	-	27,437	7,172	79,170	23,666	11,316	111,127	53,450	-	5,373	18,114	24,775	211,464	57,984	631,049	1.46
SANLAM INSURANCE COMPANY	-	25,605	6,148	29,570	7,526	12,519	169,310	162,708	27,039	5,636	25,007	46,726	215,328	20,281	753,402	1.74
TAKAFUL INSURANCE OF AFRICA	-	3,091	1,937	5,359	3,479	726	63,077	53,142	-	36	8,839	7,178	13,627	275	160,765	0.37
TAUSI ASSURANCE COMPANY	-	29,635	19,115	172,133	9,143	42,169	66,278	42,298	-	7,514	62,078	90,113	7,398	5,395	553,269	1.28
THE KENYAN ALLIANCE INSURANCE	-	2,921	3,245	8,376	1,717	461	128,496	111,879	-	4,873	8,424	17,643	-	332	288,367	0.67
THE MONARCH INSURANCE	-	2,270	833	5,134	1,533	804	165,920	110,807	-	916	1,514	2,346	-	13,231	305,309	0.70
TRIDENT INSURANCE COMPANY	-	(1,105)	134	(29,327)	1,358	4,079	20,896	18,202	5,335	4,120	4,947	(12,757)	12,003	3,239	31,124	0.07
UAP INSURANCE COMPANY	8,442	35,456	33,002	230,031	46,295	25,297	319,235	257,035	-	33,764	148,869	88,750	1,722,722	62,086	3,010,986	6.95
XPLICO INSURANCE COMPANY	-	-	-	-	-	-	-	-	-	-	-	-	-	-	0.00	-
TOTAL	497,007	1,076,551	567,089	4,119,432	966,610	1,127,989	6,449,414	5,647,906	1,103,051	1,279,257	1,874,785	2,326,200	15,313,231	959,127	43,307,618	100
REINSURERS																
CONTINENTAL REINSURANCE	2,798	30,920	(857)	154,974	6,534	18,131	-	30,022	-	5,851	950	2,202	34,461	48,973	334,957	10.99
EAST AFRICAN REINSURANCE	769	90,379	-	448,250	795	61,273	-	113,398	-	14,846	-	-	149,819	164,540	1,044,070	34.26
KENYA REINSURANCE CORPORATION	7,562	71,078	180,836	165,755	7,258	39,479	2,285	85,152	-	32,028	392	260	316,118	760,614	1,668,817	54.75
TOTAL	11,129	192,377	179,979	768,979	14,587	118,883	2,285	228,572	-	52,725	1,342	2,462	500,398	974,127	3,047,844	100.00

Amounts in Thousand Shillings

APPENDIX 14: SUMMARY OF GENERAL INSURANCE BUSINESS MARKET SHARE (GROSS PREMIUM INCOME) PER CLASS FOR THE PERIOD ENDED 31.03.2018															
Company	Aviation	Engineering	Fire Domestic	Fire Industrial	Liability	Marine	Motor Private	Motor Commercial	Motor Commercial PSV	Personal Accident	Theft	Workmens' Compensation	Medical	Miscellaneous	Total
INSURERS															
JUBILEE INSURANCE COMPANY	15.67	3.13	3.37	9.34	20.62	10.32	5.68	4.17	-	8.24	2.71	1.84	16.48	1.02	9.62
AFA INSURANCE COMPANY	0.71	6.45	5.52	8.10	4.04	6.37	6.36	9.10	-	8.71	5.10	11.09	9.96	5.26	8.11
BRITAM GENERAL INSURANCE	-	11.35	9.21	5.06	4.36	10.66	5.94	5.84	-	17.95	6.14	4.05	8.09	18.00	7.18
UAP INSURANCE COMPANY	1.70	3.29	5.82	5.58	4.79	2.24	4.95	4.55	-	2.64	7.94	3.82	11.25	6.47	6.95
CIC GENERAL INSURANCE COMPANY	-	3.34	7.51	5.33	1.22	3.56	9.62	11.88	2.84	12.37	13.20	5.79	4.51	7.58	6.87
AAR INSURANCE KENYA	-	0.00	0.04	0.01	0.08	(0.13)	-	-	-	0.93	0.00	0.98	17.71	0.63	6.35
GA INSURANCE COMPANY	23.86	12.10	7.52	11.23	3.69	8.52	3.37	4.78	4.40	3.30	9.30	10.26	4.38	4.13	5.98
HERITAGE INSURANCE COMPANY	9.91	13.13	11.94	4.12	7.88	2.03	4.42	3.67	1.18	7.21	2.71	5.52	3.13	11.84	4.38
ICEA LION GENERAL INSURANCE	33.46	3.48	7.62	6.78	6.28	5.53	5.84	3.14	-	8.84	3.96	8.25	1.23	2.93	4.15
RESOLUTION INSURANCE COMPANY	-	0.21	1.73	0.17	0.52	0.99	1.81	2.25	-	1.41	0.24	0.93	9.36	0.48	4.07
FIRST ASSURANCE COMPANY	-	3.44	1.46	2.53	1.11	2.82	3.13	3.23	-	3.35	1.35	1.55	5.17	1.67	3.44
AIG INSURANCE COMPANY	0.56	2.71	4.44	7.04	25.16	1.10	5.09	1.16	-	7.53	12.30	3.01	-	-	3.22
KENINDIA ASSURANCE COMPANY	-	7.98	4.18	6.97	2.94	8.37	2.06	5.44	-	1.85	7.35	7.53	0.29	0.34	3.10
GEMINIA INSURANCE COMPANY	-	3.01	4.14	3.13	1.86	8.86	5.33	5.89	-	1.44	5.81	7.18	-	2.10	2.99
MADISON INSURANCE COMPANY	-	0.43	1.12	0.41	2.72	2.97	2.64	3.95	-	1.36	0.31	0.65	4.88	2.73	2.98
MAYFAIR INSURANCE COMPANY	0.51	7.83	4.72	6.17	2.31	3.79	1.83	1.88	-	1.24	3.38	5.58	-	3.91	2.09
OCCIDENTAL INSURANCE COMPANY	-	2.00	3.85	3.03	0.45	5.38	3.34	3.65	-	1.42	2.76	5.11	-	1.14	1.97
SANLAM INSURANCE COMPANY	-	2.38	1.08	0.72	0.78	1.11	2.63	2.88	2.45	0.44	1.33	2.01	1.41	2.11	1.74
DIRECTLINE ASSURANCE COMPANY	-	-	-	-	-	-	0.65	0.23	53.30	-	-	-	-	-	1.49
SAHAM INSURANCE COMPANY	-	2.55	1.26	1.92	2.45	1.00	1.72	0.95	-	0.42	0.97	1.07	1.38	6.05	1.46
FIDELITY SHIELD INSURANCE	4.53	2.18	1.58	2.05	(0.13)	(0.39)	2.53	3.13	1.84	0.01	1.65	1.70	-	1.91	1.35
AFRICAN MERCHANT ASSURANCE	-	0.60	0.36	2.21	0.43	0.55	3.38	3.22	-	0.29	0.54	0.75	-	2.34	1.30
TAUSI ASSURANCE COMPANY	-	2.75	3.37	4.18	0.95	3.74	1.03	0.75	-	0.59	3.31	3.87	0.05	0.56	1.28
KENYA ORIENT INSURANCE	-	0.48	1.37	0.30	0.57	0.30	2.77	2.76	-	0.38	2.09	1.20	-	5.45	1.14
PACIS INSURANCE COMPANY	-	0.36	0.67	0.89	0.38	0.08	1.57	1.87	-	3.92	0.93	1.34	0.56	0.12	1.02
INVESCO ASSURANCE COMPANY	-	-	0.02	0.00	0.01	0.01	0.77	0.33	33.40	0.01	0.00	0.03	-	0.00	1.01
INTRA-AFRICA ASSURANCE	-	1.07	1.79	1.16	0.43	2.42	1.60	1.55	0.11	0.52	1.12	1.77	-	2.30	0.89
CANNON ASSURANCE COMPANY	-	1.26	0.99	0.47	0.20	0.68	1.85	1.28	-	0.87	0.42	0.96	-	3.70	0.73
THE MONARCH INSURANCE	-	0.21	0.15	0.12	0.16	0.07	2.57	1.96	-	0.07	0.08	0.10	-	1.38	0.70
THE KENYAN ALLIANCE INSURANCE	-	0.27	0.57	0.20	0.18	0.04	1.99	1.98	-	0.38	0.45	0.76	-	0.03	0.67
ALLIANZ INSURANCE COMPANY	3.42	0.07	1.18	0.48	1.32	3.32	0.45	0.27	-	0.11	0.47	0.41	-	1.80	0.40
PIONEER INSURANCE COMPANY	-	0.28	0.16	0.30	1.15	1.34	0.89	0.55	-	1.12	0.49	0.43	-	0.69	0.40
PHOENIX OF EAST AFRICA	5.67	1.02	0.52	0.46	0.61	0.81	0.46	0.28	-	0.60	0.66	0.39	-	1.28	0.38
TAKAFUL INSURANCE OF AFRICA	-	0.29	0.34	0.13	0.36	0.06	0.98	0.94	-	0.00	0.47	0.31	0.09	0.03	0.37
CORPORATE INSURANCE COMPANY	-	0.46	0.39	0.11	0.00	1.09	0.41	0.18	-	0.18	0.16	0.33	-	(0.32)	0.16
TRIDENT INSURANCE COMPANY	-	(0.10)	0.02	(0.71)	0.14	0.36	0.32	0.32	0.48	0.32	0.26	(0.55)	0.08	0.34	0.07
XPLICO INSURANCE COMPANY	-	-	-	-	-	-	-	-	-	-	-	-	-	-	-
TOTAL	100.00	100.00	100.00	100.00	100.00	100.00	100.00	100.00	100.00	100.00	100.00	100.00	100.00	100.00	100.00
REINSURERS															
KENYA REINSURANCE CORPORATION	67.95	36.95	100.48	21.56	49.76	33.21	100.00	37.25	-	60.75	29.21	10.56	63.17	78.08	54.75
EAST AFRICAN REINSURANCE	6.91	46.98	0.00	58.29	5.45	51.54	0.00	49.61	-	28.16	0.00	0.00	29.94	16.89	34.26
CONTINENTAL REINSURANCE	25.14	16.07	-0.48	20.15	44.79	15.25	0.00	13.13	-	11.10	70.79	89.44	6.89	5.03	10.99
TOTAL	100.00	100.00	100.00	100.00	100.00	100.00	100.00	100.00	-	100.00	100.00	100.00	100.00	100.00	100.00

figures in %

APPENDIX 15: SUMMARY OF CLAIMS PAID UNDER GENERAL INSURANCE BUSINESS FOR THE PERIOD ENDED 31.03.2018															
Company	Aviation	Engineering	Fire Domestic	Fire Industrial	Liability	Marine	Motor Private	Motor Commercial	Motor Commercial PSV	Personal Accident	Theft	Workmens' Compensation	Medical	Miscellaneous	Total
INSURERS															
AAR INSURANCE KENYA	-	-	-	-	-	-	-	-	-	546	-	-	887,101	368	888,015
AFRICAN MERCHANT ASSURANCE	-	(1,029)	64	2,872	5,146	-	108,018	41,093	75,816	338	116	702	-	727	233,862
AIG INSURANCE COMPANY	1,768	382	3,144	12,247	19,679	868	75,973	29,760	-	40,032	7,637	11,111	-	-	202,601
ALLIANZ INSURANCE COMPANY	-	-	957	2,746	-	23	5,124	4,721	-	51	19	2,472	-	-	16,112
APA INSURANCE COMPANY	-	3,598	3,396	16,992	16,809	16,157	222,827	211,182	-	15,874	17,368	74,287	378,151	25,836	1,002,477
BRITAM GENERAL INSURANCE	-	8,944	3,931	21,640	1,228	9,426	250,398	171,680	-	13,641	28,441	14,963	351,425	66,343	942,060
CANNON ASSURANCE COMPANY	-	(1,392)	590	2,241	(1,774)	1,063	62,845	67,542	-	(6,198)	5,711	9,497	-	-	140,123
CIC GENERAL INSURANCE COMPANY	-	10,284	2,822	30,638	17,161	3,457	455,102	389,743	-	10,892	30,770	38,086	359,811	(21,484)	1,327,284
CORPORATE INSURANCE COMPANY	-	4,223	-	4,387	(10)	1,909	8,816	5,750	-	-	-	-	-	3,457	28,531
DIRECTLINE ASSURANCE COMPANY	-	-	-	-	-	-	9,801	3,959	312,041	-	-	-	-	-	325,800
FIDELITY SHIELD INSURANCE	-	1,858	1,468	7,614	1,941	2,188	108,429	157,686	15,559	1,893	4,034	26,960	-	87	329,716
FIRST ASSURANCE COMPANY	-	1,940	14,533	7,906	2,635	13,380	108,650	100,141	-	5,395	16,692	26,606	87,208	22	385,109
GA INSURANCE COMPANY	270	4,245	10,837	5,272	1,906	25,763	104,127	109,538	(699)	620	36,627	84,750	63,649	69	446,975
GEMINIA INSURANCE COMPANY	-	8,341	2,353	7,378	459	28,371	148,968	131,954	-	1,141	14,956	77,154	-	-	421,075
HERITAGE INSURANCE COMPANY	1	6,798	8,226	7,249	8,068	386	124,369	55,235	-	5,390	10,688	14,406	91,705	18,124	350,645
ICEA LION GENERAL INSURANCE	6,112	7,231	3,515	47,608	7,631	6,953	245,177	98,020	-	23,523	31,235	48,420	111,111	694	637,231
INTRA-AFRICA ASSURANCE	-	(17,192)	1,672	772	140	3,686	56,463	42,715	-	815	2,592	12,304	-	337	104,304
INVESCO ASSURANCE COMPANY	-	-	36	-	-	-	24,042	10,024	232,215	-	-	-	-	-	266,318
JUBILEE INSURANCE COMPANY	-	1,550	7,520	20,543	15,563	14,314	223,524	83,789	-	42,383	19,825	6,898	804,329	763	1,241,001
KENINDIA ASSURANCE COMPANY	-	10,047	2,212	8,732	1,778	22,539	39,957	69,328	-	989	12,407	93,550	33,323	254	295,117
KENYA ORIENT INSURANCE	-	2,127	702	1,634	2,639	767	134,133	147,416	-	144	502	7,330	-	266	297,660
MADISON INSURANCE COMPANY	-	1,242	317	4,690	18,309	88	183,148	203,151	-	4,311	3,857	8,821	492,461	17,485	937,879
MAYFAIR INSURANCE COMPANY	-	7,036	2,325	5,078	503	16,915	54,109	68,482	-	565	254	68,514	-	-	223,782
OCCIDENTAL INSURANCE COMPANY	-	2,167	9,533	3,528	255	10,581	90,954	82,748	-	2,334	7,087	34,476	-	2,193	245,856
PACIS INSURANCE COMPANY	-	421	178	3,641	2,992	-	55,695	32,269	-	770	28,794	347	19,736	-	144,843
PHOENIX OF EAST AFRICA	394	559	427	4,017	1,374	-	20,231	14,618	-	507	391	18,544	-	345	61,408
PIONEER INSURANCE COMPANY	-	-	71	-	-	68	13,748	3,617	-	-	-	-	-	-	17,503
RESOLUTION INSURANCE COMPANY	-	-	1,062	763	388	-	42,205	15,302	-	32	855	163	365,590	-	426,360
SAHAM INSURANCE COMPANY	-	898	1,186	757	(511)	279	49,452	25,997	-	1	1,514	824	32,438	(964)	111,870
SANLAM INSURANCE COMPANY	-	742	1,552	6,191	2,561	298	92,353	33,835	41,448	845	683	311	91,680	2,378	274,876
TAKAFUL INSURANCE OF AFRICA	-	191	-	-	-	-	12,568	10,538	-	161	752	2,724	3,235	15,301	45,470
TAUSI ASSURANCE COMPANY	-	230	1,550	4,329	18	10,580	8,452	10,242	-	(1,646)	4,471	15,910	2,406	16	56,557
THE KENYAN ALLIANCE INSURANCE	-	200	499	(95)	5	-	58,504	48,718	-	3,352	2,023	7,092	-	10	120,308
THE MONARCH INSURANCE	-	258	39	-	-	-	64,663	24,953	-	1,454	33	731	-	3,714	95,845
TRIDENT INSURANCE COMPANY	-	-	381	-	-	1,623	3,464	5,041	-	-	270	1,940	-	-	12,720
UAP INSURANCE COMPANY	1,052	2,382	13,984	10,357	5,676	636	222,920	131,001	-	1,695	6,211	12,574	813,746	5,147	1,227,380
XPLICO INSURANCE COMPANY	-	-	-	-	-	-	-	-	-	-	-	-	-	-	-
TOTAL	9,597	68,281	101,082	251,727	132,569	192,318	3,489,209	2,641,788	676,380	171,850	296,815	722,467	4,989,105	141,488	13,884,673
REINSURERS															
CONTINENTAL REINSURANCE	185	4,457	(50)	33,337	5	52,432	360	23,926	-	1,819	420	-	20,460	10,936	148,287
EAST AFRICA REINSURANCE	13,296	24,654	-	143,189	-	40,069	-	48,938	-	2,866	-	-	93,528	59,699	426,238
KENYA REINSURANCE CORPORATION	6,565	43,203	96,813	58,622	10,437	37,602	-	105,364	-	25,321	-	-	198,403	212,189	794,518
TOTAL	20,046	72,314	96,763	235,148	10,442	130,103	360	178,228	-	30,006	420	-	312,391	282,824	1,369,043

Amounts in Thousand Shillings

APPENDIX 16: SUMMARY OF CLAIMS INCURRED UNDER GENERAL INSURANCE BUSINESS FOR THE PERIOD ENDED 31.03.2018															
Company	Aviation	Engineering	Fire Domestic	Fire Industrial	Liability	Marine	Motor Private	Motor Commercial	Motor Commercial PSV	Personal Accident	Theft	Workmens' Compensation	Medical	Miscellaneous	Total
INSURERS															
AAR INSURANCE KENYA	-	-	(48)	-	-	(500)	-	-	-	(5,300)	-	3,030	843,119	(4,038)	836,262
AFRICAN MERCHANT ASSURANCE	-	(13,038)	89	(1,612)	4,806	(108)	163,268	(5,669)	172,104	(5,641)	6,239	18,101	-	(10,604)	327,935
AIG INSURANCE COMPANY	341	347	2,194	20,713	28,630	2,528	63,270	12,219	-	16,687	12,233	10,838	-	-	170,001
ALLIANZ INSURANCE COMPANY	613	6,596	5,440	(2,911)	(122)	2,937	8,899	5,582	-	45	311	447	-	59	27,894
APA INSURANCE COMPANY	-	7,373	5,110	(13,302)	(6,384)	29,126	156,508	149,226	-	38,878	3,601	45,301	372,501	32,923	820,860
BRITAM GENERAL INSURANCE	-	2,825	6,743	13,126	5,519	12,053	246,706	126,999	-	4,354	63,172	26,354	429,478	102,929	1,040,258
CANNON ASSURANCE COMPANY	-	9,128	(680)	1,645	(2,870)	1,420	36,489	79,678	-	10,620	(9,274)	20,464	-	47	146,668
CIC GENERAL INSURANCE COMPANY	-	(690)	(2,044)	16,947	31,483	10,180	494,168	424,238	-	5,921	33,697	73,769	441,461	(30,457)	1,498,674
CORPORATE INSURANCE COMPANY	-	4,651	72	(9,519)	3,055	10,685	1,230	4,156	-	(341)	1,172	111	-	2,067	17,341
DIRECTLINE ASSURANCE COMPANY	-	-	-	-	-	-	26,069	14,580	363,925	-	-	-	-	-	404,573
FIDELITY SHIELD INSURANCE	-	1,559	3,932	10,220	4,510	2,870	113,574	126,463	17,901	2,052	9,132	17,758	-	62	310,033
FIRST ASSURANCE COMPANY	-	(98,596)	(643)	(33,629)	(8,140)	9,814	172,789	59,237	-	5,809	(35,434)	117,342	7,960	(2,999)	193,509
GA INSURANCE COMPANY	(22)	12,615	20,800	2,262	7,987	21,848	126,478	123,255	(699)	4,889	80,858	115,312	33,340	(46,181)	502,743
GEMINIA INSURANCE COMPANY	-	12,145	2,535	(10,709)	6,325	20,726	194,103	230,158	-	5,006	24,549	63,940	-	(246)	548,531
HERITAGE INSURANCE COMPANY	8,882	25,115	5,391	4,162	10,412	(158)	184,986	75,575	1,685	6,899	(675)	8,636	90,402	27,695	449,008
ICEA LION GENERAL INSURANCE	1,467	10,803	20,486	61,397	(2,141)	6,871	219,028	119,813	-	13,916	19,106	54,763	76,361	325	602,195
INTRA-AFRICA ASSURANCE	-	(14,592)	(3,109)	8,278	(4,473)	(13,258)	59,072	56,442	-	2,390	(3,552)	13,363	-	8,744	109,305
INVESCO ASSURANCE COMPANY	-	(2)	1,840	22	(1)	11	32,277	(2,568)	240,032	(1)	1,917	67	-	3	273,598
JUBILEE INSURANCE COMPANY	(74)	6,367	7,591	19,317	13,603	11,932	221,094	92,251	-	63,327	23,857	5,748	780,214	2,496	1,247,724
KENINDIA ASSURANCE COMPANY	-	(1,531)	(1,635)	10,510	1,552	17,027	51,414	146,992	-	3,798	9,956	90,671	40,011	(324)	368,439
KENYA ORIENT INSURANCE	-	2,522	284	4,548	2,948	441	61,372	138,905	-	(98)	1,549	7,122	-	(774)	218,820
MADISON INSURANCE COMPANY	-	1,494	(2,032)	11,132	(6,471)	(2,125)	204,904	(169,121)	250,063	3,085	4,949	7,475	341,064	18,581	662,999
MAYFAIR INSURANCE COMPANY	-	5,990	2,678	14,154	2,802	19,206	44,180	23,851	-	785	3,498	40,765	-	2,201	160,109
OCCIDENTAL INSURANCE COMPANY	-	4,611	10,955	9,389	(113)	8,163	145,539	100,165	-	10,068	7,730	46,871	-	505	343,884
PACIS INSURANCE COMPANY	-	(118)	119	7,590	29	-	72,454	17,326	-	2,829	7,412	7,465	7,107	(2)	122,211
PHOENIX OF EAST AFRICA	(311)	1,618	(437)	(8,270)	(1,288)	4,180	24,213	9,050	-	401	944	7,202	-	1,503	38,804
PIONEER INSURANCE COMPANY	-	112	94	(1,252)	805	953	35,126	11,264	-	(980)	545	(708)	-	(1,665)	44,294
RESOLUTION INSURANCE COMPANY	-	235	1,646	(2,296)	(772)	891	68,801	21,489	-	1,079	1,162	(4,099)	364,807	760	453,703
SAHAM INSURANCE COMPANY	-	(3,090)	1,012	(4,898)	9,728	(282)	71,927	39,991	-	(4,303)	7,867	5,864	40,793	(746)	163,862
SANLAM INSURANCE COMPANY	-	9,240	1,711	1,491	3,588	2,529	63,215	20,085	14,633	(888)	4,809	2,130	55,373	3,039	180,954
TAKAFUL INSURANCE OF AFRICA	-	(659)	467	(1,874)	2,323	(501)	19,450	23,882	-	862	3,311	2,636	4,432	20,983	75,311
TAUSI ASSURANCE COMPANY	-	982	1,632	12,229	990	8,684	16,317	2,489	-	(1,476)	11,690	8,647	2,546	3,033	67,764
THE KENYAN ALLIANCE INSURANCE	-	945	2,926	888	(7,640)	(6,179)	96,106	39,255	-	3,315	12,369	11,614	-	20	153,619
THE MONARCH INSURANCE	-	155	107	195	383	(258)	84,356	49,050	-	1,047	42	1,221	-	4,944	141,243
TRIDENT INSURANCE COMPANY	-	79	200	6,313	-	1,029	35,444	21,744	-	-	453	5,443	-	-	70,706
UAP INSURANCE COMPANY	1,052	6,870	4,906	10,195	(3,141)	2,659	257,159	85,221	-	16,551	11,688	(16,991)	791,313	6,821	1,174,305
XPLICO INSURANCE COMPANY	-	-	-	-	-	-	-	-	-	-	-	-	-	-	-
TOTAL	11,948	2,061	100,332	156,451	97,922	185,394	3,871,985	2,273,273	1,059,644	205,585	320,883	818,672	4,722,282	141,704	13,968,136
REINSURERS															
CONTINENTAL REINSURANCE	350	6,281	(50)	43,383	391	53,502	360	25,697	-	2,165	420	130	22,493	12,924	168,044
EAST AFRICA REINSURANCE	13,340	42,812	-	196,569	77	48,123	-	90,859	-	3,009	-	-	98,995	60,826	554,610
KENYA REINSURANCE CORPORATION	6,620	44,593	96,836	8,246	10,671	33,081	20	103,978	-	9,263	569	3	204,503	304,016	822,399
TOTAL	20,310	93,686	96,786	248,198	11,139	134,706	380	220,534	-	14,437	989	133	325,991	377,766	1,545,055

Amounts in Thousand Shillings

APPENDIX 17: SUMMARY OF INCURRED CLAIMS RATIOS UNDER GENERAL INSURANCE BUSINESS FOR THE PERIOD ENDED 31.03.2018															
Company	Aviation	Engineering	Fire Domestic	Fire Industrial	Liability	Marine	Motor Private	Motor Commercial	Motor Commercial PSV	Personal Accident	Theft	Workmens' Compensation	Medical	Miscellaneous	Total
INSURERS															
AAR INSURANCE KENYA	0.00	0.0	-4.3	0.0	0.0	16666.7	0.00	0.00	0.00	-96.5	0.0	36.1	76.0	-32.1	73.5
AFRICAN MERCHANT ASSURANCE	0.00	-27.8	1.6	-16.6	63.8	6.3	37.3	6.9	-2853.7	-148.6	38.2	74.9	0.00	-40.0	67.1
AIG INSURANCE COMPANY	793.0	1.2	20.7	65.4	1096.5	-21.6	119.4	110.9	0.00	36.0	68.4	79.9	0.00	0.00	83.5
ALLIANZ INSURANCE COMPANY	2452.0	1601.0	353.9	-120.5	-2.9	17.3	50.9	39.2	0.00	7.4	84.7	4.5	0.00	-17.1	41.1
APA INSURANCE COMPANY	0.0	52.2	40.0	-30.3	-42.0	76.1	69.3	49.2	0.00	72.9	8.2	48.0	73.1	100.5	59.1
BRITAM GENERAL INSURANCE	0.00	25.0	36.4	32.8	27.2	34.5	78.6	41.4	0.00	9.7	135.9	28.5	73.6	70.4	62.7
CANNON ASSURANCE COMPANY	0.0	23.8	-894.7	19.8	-54.9	53.4	49.8	75.3	0.00	859.9	-118.7	77.4	0.00	1.1	61.2
CIC GENERAL INSURANCE COMPANY	0.00	-3.7	-11.0	23.9	160.8	88.4	85.9	71.2	0.0	8.6	31.7	90.0	79.6	-323.7	69.3
CORPORATE INSURANCE COMPANY	0.00	54.2	5.6	-156.2	255.2	12.9	-3.5	-16.0	0.00	-5.2	5.9	-0.7	0.00	10.5	24.7
DIRECTLINE ASSURANCE COMPANY	0.00	0.00	0.00	0.00	0.00	0.00	62.5	121.8	53.0	0.00	0.00	0.00	0.00	0.00	54.6
FIDELITY SHIELD INSURANCE	0.0	7.9	106.3	67.1	-540.8	21.1	89.7	74.8	107.6	221.8	-67.3	57.7	0.00	2.4	80.7
FIRST ASSURANCE COMPANY	0.00	-1387.5	-16.2	-203.6	-118.2	79.4	186.3	75.7	0.00	26.9	-367.6	451.7	6.2	-84.3	47.7
GA INSURANCE COMPANY	-13.6	122.1	126.6	54.8	48.7	46.9	79.8	78.5	-3.3	39.9	102.2	99.5	36.4	-354.0	67.7
GEMINIA INSURANCE COMPANY	0.0	301.8	17.7	-35.4	27.4	40.1	72.0	93.5	0.00	77.5	43.8	59.5	0.00	-2.2	66.8
HERITAGE INSURANCE COMPANY	8794.1	217.4	17.8	15.4	31.4	-0.9	92.1	49.1	358.5	16.2	-2.7	11.9	79.0	78.5	58.8
ICEA LION GENERAL INSURANCE	40.9	47.5	67.0	82.7	-15.1	15.9	78.3	85.3	0.00	48.0	35.9	51.7	364.4	10.9	73.4
INTRA-AFRICA ASSURANCE	0.00	-268.9	190.0	-749.1	-64.7	-82.7	74.3	112.9	0.0	121.3	-33.6	42.4	0.00	84.8	51.9
INVESCO ASSURANCE COMPANY	0.00	-25.0	2555.6	-3.5	4.5	5.4	86.5	-13.3	68.4	-1.4	3091.9	-41.4	0.00	42.9	67.2
JUBILEE INSURANCE COMPANY	-274.1	58.2	60.4	33.1	43.9	44.6	73.3	51.2	0.00	86.8	72.1	28.9	71.0	14.8	67.0
KENINDIA ASSURANCE COMPANY	0.0	-18.0	-18.7	36.7	21.9	32.1	63.5	113.2	0.00	72.4	36.9	87.7	122.2	-15.4	75.6
KENYA ORIENT INSURANCE	0.00	-323.3	3.9	323.9	59.9	30.4	37.4	98.5	0.00	-2.4	9.0	28.5	0.00	-2.5	55.2
MADISON INSURANCE COMPANY	0.00	55.6	-28.2	117.6	-29.4	-326.9	118.0	-70.6	0.00	38.5	78.7	85.5	74.9	607.6	70.8
MAYFAIR INSURANCE COMPANY	0.0	35.6	37.1	21.1	35.5	75.6	60.0	35.9	0.00	12.8	73.5	49.0	0.00	21.5	43.4
OCCIDENTAL INSURANCE COMPANY	0.00	91.9	72.6	48.6	-14.8	43.5	68.5	49.2	0.00	170.6	35.1	45.1	0.00	10.7	56.2
PACIS INSURANCE COMPANY	0.00	-52.2	7.2	343.1	0.9	0.0	123.2	36.0	0.00	17.1	120.6	58.9	28.8	2.8	70.1
PHOENIX OF EAST AFRICA	-40.4	37.2	-26.4	-209.0	-20.5	143.0	73.0	61.5	0.00	14.9	24.3	142.7	0.00	229.5	48.4
PIONEER INSURANCE COMPANY	0.00	-58.0	22.5	-160.9	19.7	25.5	-20541.5	85.4	0.00	-10.3	23.9	-12.2	0.00	-53.2	104.0
RESOLUTION INSURANCE COMPANY	0.00	59.2	72.8	-87.5	-7.7	34.1	109.6	24.1	0.00	10.4	26.0	-23.0	82.7	63.4	70.3
SAHAM INSURANCE COMPANY	0.00	-220.7	41.6	-182.6	33544.8	46.2	57.3	207.1	0.00	-707.7	2521.5	22.9	92.7	-4.8	69.2
SANLAM INSURANCE COMPANY	0.00	144.7	57.6	238.6	-1016.4	60.8	67.0	26.3	66.9	-124.9	55.8	8.7	63.1	18.7	52.6
TAKAFUL INSURANCE OF AFRICA	0.00	-31.0	88.6	-36.7	84.4	-27.4	52.3	53.3	0.00	78.2	41.1	50.5	33.3	-241.5	66.4
TAUSI ASSURANCE COMPANY	0.00	32.0	26.5	201.7	31.9	34.0	43.7	11.1	0.00	-49.1	48.3	20.8	34.4	-64.2	38.7
THE KENYAN ALLIANCE INSURANCE	0.00	2.1	61.0	4.1	289.5	-17.9	72.1	218.8	0.00	36.2	389.9	69.5	0.00	3.4	53.9
THE MONARCH INSURANCE	0.00	-42.2	37.9	-29.1	37.9	-3225.0	54.6	51.7	0.00	6.3	-2.6	23.1	0.00	77.3	51.1
TRIDENT INSURANCE COMPANY	0.0	13.1	-5.2	-44.7	0.0	-81.9	63.9	63.7	0.0	0.0	13.8	-35.9	0.0	0.0	472.3
UAP INSURANCE COMPANY	-21040.0	75.0	23.5	17.5	-18.3	22.7	80.5	36.8	0.00	95.7	29.7	-30.3	73.9	74.4	63.1
XPLICO INSURANCE COMPANY	0.00	0.00	0.00	0.00	0.00	0.00	0.00	0.00	0.00	0.00	0.00	0.00	0.00	0.00	0.00
TOTAL	-24.7	0.6	37.7	24.0	33.2	31.7	76.4	57.9	94.7	37.9	46.4	59.7	74.2	32.4	64.6
REINSURERS															
CONTINENTAL REINSURANCE	4.6	51.4	6.5	22.2	5.8	328.0	0.00	77.5	0.00	130.7	49.4	6.9	93.1	28.9	48.8
EAST AFRICA REINSURANCE	1072.3	37.4	0.0	46.2	7.8	61.0	0.00	145.6	0.00	19.6	0.00	0.0	58.2	34.9	53.7
KENYA REINSURANCE CORPORATION	89.4	43.5	89.2	2.9	27.8	50.7	0.3	88.1	0.00	17.9	1.2	0.3	65.2	63.8	50.5
TOTAL	125.3	40.9	89.8	27.2	24.2	83.9	5.1	103.2	0.00	21.0	2.0	-1.8	64.2	54.3	51.4

APPENDIX 18: SUMMARY OF UNDERWRITING PROFITS UNDER GENERAL INSURANCE BUSINESS FOR THE PERIOD ENDED 31.03.2018																
Company	Aviation	Engineering	Fire Domestic	Fire Industrial	Liability	Marine	Motor Private	Motor Commercial	Motor Commercial PSV	Personal Accident	Theft	Workmens' Compensation	Medical	Miscellaneous	Total	
INSURERS																
AAR INSURANCE KENYA	-	3	1,150	11	592	192	-	-	-	-	10,721	36	2,198	(148,527)	16,481	(117,144)
AFRICAN MERCHANT ASSURANCE	-	57,683	4,450	(20,051)	317	(3,572)	184,771	(151,116)	(178,136)	7,759	5,982	(3,319)	-	30,726	(64,506)	
AIG INSURANCE COMPANY	263	20,993	6,709	32,625	(33,742)	(9,136)	24,606	84	-	-	17,574	16,579	(9,056)	-	67,498	
ALLIANZ INSURANCE COMPANY	(6,945)	(6,713)	(7,892)	(4,296)	(1,606)	(2,307)	(5,893)	609	-	(157)	(3,349)	2,877	-	(5,133)	(40,804)	
APA INSURANCE COMPANY	(412)	(1,471)	2,716	24,365	14,628	(6,787)	(26,609)	33,042	-	(4,552)	27,066	(1,872)	(22,627)	(4,535)	32,951	
BRITAM GENERAL INSURANCE	-	5,494	(54)	1,268	3,849	7,343	(127,742)	(11,845)	-	-	16,719	(42,545)	7,042	(7,977)	(13,999)	(162,446)
CANNON ASSURANCE COMPANY	(33,813)	26,660	(1,120)	2,633	9,435	(1,019)	(1,880)	12	-	(11,808)	14,604	(3,132)	(6,507)	6,961	1,027	
CIC GENERAL INSURANCE COMPANY	(5,728)	9,741	12,210	7,351	(26,231)	(8,658)	(104,719)	(56,877)	31,360	-	18,495	1,952	(29,772)	(1,882)	25,501	(127,256)
CORPORATE INSURANCE COMPANY	-	1,021	(46)	13,241	(1,849)	66,056	(49,960)	(35,524)	-	-	5,702	7,461	(20,118)	-	19,529	5,513
DIRECTLINE ASSURANCE COMPANY	-	-	-	-	-	-	10,058	(4,344)	8,861	-	-	-	-	-	-	14,575
FIDELITY SHIELD INSURANCE	(2,543)	18,515	(2,072)	(6,187)	(7,822)	11,742	(25,952)	(2,798)	(5,996)	(2,213)	(30,722)	(401)	-	(10,321)	(66,771)	
FIRST ASSURANCE COMPANY	-	105,950	1,727	36,972	11,180	(4,514)	(142,814)	(39,920)	-	-	2,165	40,572	(106,793)	39,457	9,029	(46,989)
GA INSURANCE COMPANY	(1,183)	971	(9,135)	39,021	3,539	11,924	2,424	(2,882)	17,163	3,087	(26,240)	(37,323)	75,147	60,944	137,457	
GEMINIA INSURANCE COMPANY	94	(17,019)	4,845	1,486	11,605	2,848	5,993	(51,502)	-	-	(3,668)	8,555	(5,366)	-	7,553	(34,576)
HERITAGE INSURANCE COMPANY	(9,104)	(22,087)	3,922	864	4,482	8,596	(60,514)	21,633	(1,215)	(7,676)	10,965	28,636	26,404	(1,652)	3,254	
ICEA LION GENERAL INSURANCE	5,548	8,498	(366)	6,481	12,763	23,611	(51,821)	(43,022)	-	-	(760)	11,954	8,308	(70,839)	3,233	(86,413)
INTRA-AFRICA ASSURANCE	-	19,087	(25)	(9,351)	9,654	22,072	(11,072)	(34,299)	1,222	(554)	9,603	1,575	-	(816)	7,094	
INVESCO ASSURANCE COMPANY	-	(37)	(1,791)	(681)	(45)	(23,114)	(8,447)	(151,978)	72,687	24	(2,169)	(261)	(5)	4	(115,813)	
JUBILEE INSURANCE COMPANY	(6,140)	2,297	1,477	2,773	(9,573)	2,787	(18,193)	25,190	-	-	(16,431)	260	7,208	95,413	10,904	97,973
KENINDIA ASSURANCE COMPANY	8	9,807	4,828	15,473	808	14,309	68	(85,084)	-	-	610	21,128	(43,155)	(16,753)	2,366	(75,586)
KENYA ORIENT INSURANCE	-	(10,495)	3,834	(13,635)	(3,349)	(782)	25,428	(82,975)	-	-	2,534	19,275	9,439	-	23,959	(26,767)
MADISON INSURANCE COMPANY	-	(785)	6,270	(9,416)	15,550	2,378	(100,307)	316,932	(250,063)	(3,161)	(1,293)	(6,182)	(33,116)	(26,063)	(89,255)	
MAYFAIR INSURANCE COMPANY	81	10,187	1,460	50,831	2,549	344	1,344	12,678	-	-	3,647	1,291	8,533	-	5,793	98,736
OCCIDENTAL INSURANCE COMPANY	-	70	(1,522)	10,966	810	6,836	1,849	40,981	-	-	(5,105)	10,831	13,999	-	3,893	83,607
PACIS INSURANCE COMPANY	-	(632)	191	(15,569)	1,296	10	(44,847)	15	-	-	(2,380)	(6,839)	(5,838)	(2,432)	(296)	(77,321)
PHOENIX OF EAST AFRICA	(8,241)	(97)	696	5,851	3,603	(4,571)	(5,772)	(2,054)	-	-	(1,238)	(2,257)	(6,542)	-	(5,538)	(26,162)
PIONEER INSURANCE COMPANY	-	(436)	(768)	4,237	(492)	(602)	(59,574)	(7,536)	-	-	6,531	(2,044)	4,363	-	3,713	(52,609)
RESOLUTION INSURANCE COMPANY	-	(1,597)	(1,197)	2,109	2,644	(4,964)	(58,669)	14,909	-	-	(3,884)	421	6,750	(137,980)	(2,653)	(184,110)
SAHAM INSURANCE COMPANY	-	5,613	(152)	4,970	(6,911)	1,283	3,915	(45,922)	-	-	4,811	(9,888)	2,960	(133)	10,440	(29,012)
SANLAM INSURANCE COMPANY	-	(8,436)	(348)	(4,937)	(9,713)	(1,105)	(14,668)	12,902	(860)	-	420	(1,736)	7,113	(8,903)	9,467	(20,803)
TAKAFUL INSURANCE OF AFRICA	-	(2,621)	(10,694)	4,506	(1,583)	2,959	(4,709)	1,994	-	-	(1,772)	1,359	(2,093)	(34,070)	(7,678)	(54,401)
TAUSI ASSURANCE COMPANY	-	(730)	(2,201)	(20,642)	(1,451)	(11,941)	(10,953)	4,384	-	-	2,212	(11,941)	161	4,534	(17,997)	(61,662)
THE KENYAN ALLIANCE INSURANCE	-	42,962	(262)	15,494	4,448	40,319	(32,543)	(84,101)	-	-	2,692	(14,222)	(6,625)	-	386	(31,452)
THE MONARCH INSURANCE	-	(666)	(145)	(206)	(219)	6	14,641	(22,419)	-	-	15,883	(3,006)	2,787	-	(2,526)	4,132
TRIDENT INSURANCE COMPANY	(20,190)	(1,609)	(4,339)	(35,562)	(45)	(2,719)	9,675	4,528	(6,144)	-	4,865	3,098	(22,265)	(26,599)	(27,438)	(124,745)
UAP INSURANCE COMPANY	577	(2,294)	6,151	6,460	10,386	5,147	(22,069)	80,747	-	-	(8,506)	875	47,380	(105,331)	(5,348)	14,176
XPLICO INSURANCE COMPANY	-	-	-	-	-	-	-	-	-	-	-	-	-	-	-	-
TOTAL	(87,728)	267,827	18,507	149,455	19,507	144,971	(704,955)	(345,558)	(311,121)	52,586	60,520	(148,784)	(382,726)	118,889	(1,148,610)	
REINSURERS																
CONTINENTAL REINSURANCE	6,036	(10,564)	(585)	73,540	4,532	(46,885)	(366)	(2,436)	-	-	(3,866)	271	779	(19,270)	(4,188)	(3,001)
EAST AFRICA REINSURANCE	(12,384)	29,929	(11)	67,185	725	8,010	-	(39,760)	-	-	4,105	-	(10,166)	31,788	52,787	132,216
KENYA REINSURANCE CORPORATION	(10,345)	8,046	(48,916)	120,840	14,194	1,151	6,976	(6,352)	-	-	27,211	29,150	753	(25,682)	(75,098)	41,928
TOTAL	(16,693)	27,411	(49,502)	261,565	19,451	(37,724)	6,610	(48,548)	-	27,450	29,421	(8,634)	(13,164)	(26,499)	171,143	

Amounts in Thousand Shillings

APPENDIX 19: SUMMARY OF GENERAL INSURANCE BUSINESS REVENUE ACCOUNTS FOR THE PERIOD ENDED 31.03.2018															
Company	Gross Direct Premium	Inward Reinsurance	Outward Reinsurance	Net Premium Written	UPR B/F	Unexpired Risk Reserve (B/F)	UPR C/F	Unexpired Risk Reserve (B/F)	Net Earned Premium Income	Incurred Claims	Net Commissions	Expense of Management	Underwriting Profit/(Loss)	Investment Income	Operating Profit
INSURERS															
AAR INSURANCE KENYA	2,752,164	-	249,424	2,502,740	1,676,743	-	3,041,055	-	1,138,429	836,262	106,317	312,994	(117,144)	57,457	(59,688)
AFRICAN MERCHANT ASSURANCE	562,978	101	72,724	490,355	645,412	-	646,815	-	488,952	327,935	35,658	189,865	(64,506)	36,988	(27,518)
AIG INSURANCE COMPANY	1,384,815	9,033	1,091,912	301,936	295,730	-	394,082	-	203,584	170,001	(135,464)	101,549	67,498	-	67,498
ALLIANZ INSURANCE COMPANY	175,284	-	89,218	86,066	85,741	-	103,988	-	67,819	27,894	12,177	68,552	(40,804)	7,149	(33,655)
APA INSURANCE COMPANY	3,448,121	64,809	1,033,032	2,479,898	2,067,579	50,809	3,210,312	-	1,387,974	820,860	61,084	473,080	32,951	-	32,951
BRITAM GENERAL INSURANCE	3,108,226	-	499,474	2,608,752	2,397,155	94,336	3,339,636	100,999	1,659,609	1,040,258	140,477	641,320	(162,446)	322,337	159,891
CANNON ASSURANCE COMPANY	317,123	(657)	59,867	256,599	418,415	71,008	443,382	62,798	239,842	146,668	24,861	67,287	1,027	-	1,027
CIC GENERAL INSURANCE COMPANY	2,921,890	54,833	296,323	2,680,400	3,712,099	-	4,229,639	-	2,162,861	1,498,674	277,303	514,140	(127,256)	252,223	124,967
CORPORATE INSURANCE COMPANY	53,746	16,691	(1,179)	71,616	107,269	-	108,652	-	70,232	17,341	16,945	30,432	5,513	4,532	10,045
DIRECTLINE ASSURANCE COMPANY	643,157	-	17,765	625,392	693,915	-	578,480	-	740,827	404,573	84,946	236,732	14,575	-	14,575
FIDELITY SHIELD INSURANCE	585,287	(2,043)	152,878	430,366	686,163	-	732,144	-	384,385	310,033	44,407	96,715	(66,771)	-	(66,771)
FIRST ASSURANCE COMPANY	1,454,376	34,177	641,124	847,429	664,752	-	1,106,108	-	406,073	193,509	60,750	198,802	(46,989)	-	(46,989)
GA INSURANCE COMPANY	2,567,971	19,761	1,271,148	1,316,584	1,157,317	-	1,731,315	-	742,586	502,743	(98,682)	201,069	137,457	221,818	359,276
GEMINIA INSURANCE COMPANY	1,290,726	2,707	202,240	1,091,193	1,310,846	-	1,581,352	-	820,687	548,531	168,395	138,337	(34,576)	52,140	17,564
HERITAGE INSURANCE COMPANY	1,870,887	25,318	800,493	1,095,712	1,264,377	-	1,596,393	-	763,696	449,008	15,270	296,164	3,254	174,845	178,099
ICEA LION GENERAL INSURANCE	1,778,298	20,596	589,831	1,209,063	1,071,633	-	1,459,839	-	820,857	602,195	56,389	248,686	(86,413)	-	(86,413)
INTRA-AFRICA ASSURANCE	383,727	-	75,226	308,502	368,795	-	466,582	-	210,715	109,305	9,360	84,955	7,094	3,602	10,696
INVESCO ASSURANCE COMPANY	438,034	-	44,506	393,528	216,827	-	202,970	-	407,385	273,598	45,161	204,440	(115,813)	-	(115,813)
JUBILEE INSURANCE COMPANY	4,166,413	-	1,427,303	2,739,110	2,907,014	-	3,782,937	-	1,863,187	1,247,724	109,835	407,656	97,973	320,494	418,466
KENINDIA ASSURANCE COMPANY	1,324,779	19,426	472,712	871,492	679,437	-	1,063,573	-	487,357	368,439	27,818	166,686	(75,586)	100,257	24,671
KENYA ORIENT INSURANCE	490,583	2,474	67,938	425,120	702,279	-	730,869	-	396,530	218,820	44,204	160,272	(26,767)	-	(26,767)
MADISON INSURANCE COMPANY	1,289,128	3,445	61,738	1,230,836	1,722,429	-	2,016,657	-	936,607	662,999	93,960	268,904	(89,255)	26,037	(63,218)
MAYFAIR INSURANCE COMPANY	859,888	43,542	375,221	528,209	495,996	-	649,581	5,645	368,980	160,109	1,435	108,700	98,736	-	98,736
OCCIDENTAL INSURANCE COMPANY	854,181	-	242,495	611,687	758,729	-	758,729	-	611,687	343,884	58,344	125,852	83,607	41,616	125,224
PACIS INSURANCE COMPANY	440,697	-	84,708	355,989	417,039	-	598,797	-	174,231	122,211	30,079	99,262	(77,321)	16,167	(61,154)
PHOENIX OF EAST AFRICA	142,169	21,294	72,953	90,510	122,062	-	132,466	-	80,107	38,804	3,976	63,489	(26,162)	18,622	(7,539)
PIONEER INSURANCE COMPANY	169,813	1,552	39,486	131,880	163,930	-	253,207	-	42,603	44,294	20,987	29,930	(52,609)	-	(52,609)
RESOLUTION INSURANCE COMPANY	1,761,827	-	1,037,816	724,011	1,305,103	79,235	1,386,624	76,736	644,989	453,703	18,227	357,169	(184,110)	11,426	(172,684)
SAHAM INSURANCE COMPANY	624,185	6,864	348,682	282,366	433,802	55,442	487,695	47,266	236,649	163,862	(4,601)	106,400	(29,012)	32,706	3,694
SANLAM INSURANCE COMPANY	753,402	-	173,867	579,535	492,768	-	728,214	-	344,090	180,954	24,429	159,510	(20,803)	33,451	12,648
TAKAFUL INSURANCE OF AFRICA	160,765	-	106,802	53,964	474,387	-	415,005	-	113,346	75,311	20,404	72,032	(54,401)	9,474	(44,927)
TAUSI ASSURANCE COMPANY	547,787	5,482	189,609	363,659	219,998	-	408,422	-	175,235	67,764	15,121	154,013	(61,662)	-	(61,662)
THE KENYAN ALLIANCE INSURANCE	288,367	-	31,720	256,646	564,157	-	535,987	-	284,816	153,619	24,039	138,611	(31,452)	25,720	(5,732)
THE MONARCH INSURANCE	303,132	2,177	8,256	297,052	476,687	-	497,355	-	276,384	141,243	24,374	106,636	4,132	-	4,132
TRIDENT INSURANCE COMPANY	24,001	7,123	70,727	(39,603)	519,097	-	464,522	-	14,972	70,706	19,396	49,615	(124,745)	-	(124,745)
UAP INSURANCE COMPANY	2,977,200	33,786	386,393	2,624,593	3,279,558	-	4,042,709	-	1,861,442	1,174,305	174,370	498,591	14,176	446,717	460,893
XPLICO INSURANCE COMPANY	-	-	-	-	-	-	-	-	-	-	-	-	-	-	-
TOTAL	42,915,127	392,491	12,384,432	30,923,187	34,575,240	350,830	43,926,093	293,444	21,629,725	13,968,139	1,631,751	7,178,447	(1,148,610)	2,215,778	1,067,169
REINSURERS															
CONTINENTAL REINSURANCE	-	334,957	33,341	301,616	415,725	-	373,080	-	344,261	168,044	119,670	59,549	(3,001)	27,080	24,079
EAST AFRICA REINSURANCE	-	1,044,070	30,771	1,013,299	871,854	-	851,460	-	1,033,693	554,610	272,846	74,021	132,216	-	132,216
KENYA REINSURANCE CORPORATION	-	1,668,817	312,766	1,356,051	4,781,322	-	4,509,268	-	1,628,104	822,399	460,362	303,416	4,1928	552,992	594,920
TOTAL	-	3,047,844	376,878	2,670,966	6,068,901	-	5,733,808	-	3,006,058	1,545,053	852,878	436,986	171,143	580,072	751,215

Amounts in Thousand Shillings

APPENDIX 20 I: SUMMARY OF LONG TERM INSURANCE BUSINESS BALANCE SHEETS AS AT 31.03.2018										
Company	APA LIFE ASSURANCE COMPANY	BARCLAYS LIFE	BRITAM LIFE ASSURANCE	CAPEX LIFE ASSURANCE COMPANY	CIC LIFE ASSURANCE COMPANY	CONTINENTAL REINSURANCE	CORPORATE INSURANCE COMPANY	EAST AFRICA REINSURANCE	FIRST ASSURANCE COMPANY	GA LIFE INSURANCE COMPANY
Share Capital	550,000	699,000	180,000	150,000	800,000	300,000	150,000	500,000	150,000	200,000
Share Premium	-	-	-	-	-	-	-	-	-	-
Revaluation Reserves	6,350	2,760	-	778	-	68	-	511,180	-	-
Statutory Reserves	90,754	(549,000)	-	33,707	1,217,549	21,057	124,537	-	194,091	227,643
Retained Earnings	(122,355)	377,889	-	-	216,178	-	-	-	-	40,902
Other Reserves	-	-	9,755,669	195,823	(92,929)	113,229	-	-	-	-
Total Equity	524,749	530,649	9,935,669	380,308	2,140,799	434,354	274,537	1,011,180	344,091	468,545
Underwriting Provisions	295,249	-	888,088	354	339,279	44,524	37,797	314,927	6,357	1,487
Actuarial Contract Liabilities	4,004,372	1,973,139	52,175,147	403,426	7,753,669	-	530,737	86,252	13,670	5,998,106
LongTerm Liabilities	46,541	400,000	3,965,299	-	473,809	30,844	-	219,077	83,997	20,976
Current Liabilities	144,454	214,111	2,258,884	21,815	400,327	51,732	92,419	251,037	47,514	60,904
Total Equity And Liabilities	5,015,364	3,117,899	69,223,087	805,903	11,107,883	561,454	935,489	1,882,472	495,628	6,550,018
Land And Buildings	-	-	136,646	-	-	-	-	-	-	-
Investment Property	273,000	-	5,042,094	554,000	2,177,688	-	370,000	-	78,000	1,109,394
Other Fixed Assets	12,352	36,611	344,598	10,624	131,755	-	635	-	6	1,357
Government Securities	3,209,633	1,904,278	28,351,556	144,543	4,126,786	350,498	187,192	1,012,563	311,194	4,752,041
Other Securities	41,701	-	-	-	629,218	-	-	-	-	-
Investment in Related Companies	-	-	3,003,200	-	-	-	-	-	-	-
Corporate Bonds	93,742	-	762,105	-	374,231	10,242	-	87,985	-	182,818
Commercial Papers	93,448	-	-	-	-	-	-	-	-	-
Debentures	-	-	-	-	-	-	-	-	-	-
Ordinary Shares Quoted	208,412	-	11,135,999	2	833,371	-	1,389	47,141	-	139,522
Ordinary Shares Unquoted	12,160	-	134,663	-	6,810	-	1,172	-	-	-
Preference Shares Quoted	-	-	-	-	-	-	-	-	-	-
Preference Shares Unquoted	-	-	-	-	-	-	-	-	-	-
Loans Secured & Unsecured	22,843	-	1,068,687	-	304,710	279	64,178	-	-	2,783
Mortgages	-	-	1,167,484	-	126,110	-	-	-	-	-
Term Deposits	613,279	199,313	467,530	38,000	809,164	108,104	292,280	380,875	54,562	264,763
Cash and Cash Balances	86,899	30,272	320,515	5,224	90,603	314	2,109	36,025	10,835	12,757
Outstanding Premiums	288,948	97,846	761,937	8,159	529,887	18,207	-	304,288	30,639	1,187
Other Receivables	36,709	-	394,399	-	380,748	-	16,533	12,215	-	-
Other Assets	13,166	849,579	15,129,575	45,351	580,530	73,810	-	1,379	10,392	74,156
Intangible Assets	9,071	-	1,002,098	-	6,272	-	-	-	-	9,239
Total Assets	5,015,364	3,117,899	69,223,087	805,903	11,107,883	561,454	935,489	1,882,472	495,628	6,550,018

Amounts in Thousand Shillings

Continued next page

APPENDIX 20 ii: SUMMARY OF LONG TERM INSURANCE BUSINESS BALANCE SHEETS AS AT 31.03.2018										
Company	GEMINIA INSURANCE COMPANY	ICEA LION LIFE ASSURANCE COMPANY	JUBILEE INSURANCE COMPANY	KENINDIA ASSURANCE COMPANY	KENYA ORIENT LIFE ASSURANCE	KENYA REINSURANCE CORPORATION	LIBERTY LIFE ASSURANCE	MADISON INSURANCE COMPANY	METROPOLITAN CANNON INSURANCE	OLD MUTUAL ASSURANCE COMPANY
Share Capital	152,565	450,000	500,000	161,388	173,000	-	612,340	450,000	416,726	2,174,871
Share Premium	-	-	-	-	-	-	-	-	491,067	1,884,957
Revaluation Reserves	-	-	30,241	51,009	-	-	376,565	-	-	-
Statutory Reserves	-	8,160,916	3,252,698	318,516	27,266	4,005,869	2,184,955	1,556,522	-	-
Retained Earnings	-	2,436,437	1,359,167	37,379	(386)	-	(341,890)	62,000	(1,135,540)	(2,357,467)
Other Reserves	-	-	385,000	1,847,920	-	39,841	-	-	710,379	-
Total Equity	152,565	11,047,352	5,527,107	2,416,212	199,880	4,045,710	2,831,969	2,068,522	482,632	1,702,360
Underwriting Provisions	62,671	97,147	904,750	72,118	15,716	-	396,109	79,192	231,891	420,057
Actuarial Contract Liabilities	-	59,408,657	60,109,369	27,976,568	590,849	2,396,259	19,837,777	8,367,479	1,485,357	12,463,848
Long Term Liabilities	-	1,805,907	63,508	34,760	-	-	1,097,794	560,726	205,063	-
Current Liabilities	852,576	474,510	1,559,413	599,211	13,132	1,759,261	667,537	72,788	232,671	807,645
Total Equity And Liabilities	1,067,813	72,833,573	68,164,146	31,098,870	819,577	8,201,230	24,831,186	11,148,708	2,637,614	15,393,910
Land And Buildings	-	-	-	1,112,982	-	-	559,094	-	90,000	-
Investment Property	-	10,276,000	4,378,270	1,903,042	100,000	1,599,537	1,066,500	4,555,394	755,000	2,270,000
Other Fixed Assets	-	94,374	37,303	17,473	15,647	-	97,355	58,328	14,170	77,396
Government Securities	599,800	48,787,131	46,035,511	27,344,934	386,455	2,258,399	13,099,140	2,977,707	1,027,003	4,786,090
Other Securities	-	-	-	-	-	-	-	59,185	-	21,162
Investment in Related Companies	-	826,490	1,889,077	-	-	-	-	-	-	-
Corporate Bonds	1,500	1,528,599	916,328	50,085	24,219	-	1,597,200	134,807	62,254	595,863
Commercial Papers	-	-	-	115,707	36,584	-	-	50,861	-	-
Debentures	-	-	-	-	-	-	-	-	-	-
Ordinary Shares Quoted	-	6,961,090	6,769,165	178,015	-	235,664	4,229,835	8,512	130,003	4,508,481
Ordinary Shares Unquoted	-	-	2,560,392	153	67,583	-	207,331	2,325,803	2,963	435,996
Preference Shares Quoted	-	1,333	-	-	-	-	-	-	-	-
Preference Shares Unquoted	-	-	-	-	-	-	-	-	-	-
Loans Secured & Unsecured	1,910	513,066	757,339	88,191	9,648	-	1,186,593	107,045	15,595	245,080
Mortgages	-	510,469	-	4,813	-	-	407,844	84,260	31,068	24,290
Term Deposits	416,988	2,946,728	3,158,841	158,753	56,716	2,830,150	1,382,051	237,465	75,170	1,241,457
Cash and Cash Balances	11,836	(113,944)	459,866	2,353	19,973	47,648	134,077	45,113	126,039	368,310
Outstanding Premiums	11,093	-	812,150	2,441	72,525	238,378	233,504	178,950	243,812	233,425
Other Receivables	-	64,174	283,893	104,033	17,040	-	276,126	307,433	-	339,319
Other Assets	24,686	422,946	66,202	-	13,101	557,842	216,884	-	59,839	229,053
Intangible Assets	-	15,117	39,811	15,894	85	433,612	137,653	17,844	4,697	17,988
Total Assets	1,067,813	72,833,573	68,164,146	31,098,870	819,577	8,201,230	24,831,186	11,148,708	2,637,614	15,393,910

Amounts in Thousand Shillings

Continued next page

APPENDIX 20 iii: SUMMARY OF LONG TERM INSURANCE BUSINESS BALANCE SHEETS AS AT 31.03.2018									
Company	PIONEER ASSURANCE COMPANY	PRUDENTIAL LIFE ASSURANCE	SAHAM INSURANCE COMPANY	SANLAM LIFE ASSURANCE	TAKAFUL INSURANCE OF AFRICA	THE KENYAN ALLIANCE INSURANCE	THE MONARCH INSURANCE COMPANY	UAP LIFE ASSURANCE COMPANY	TOTAL
Share Capital	150,000	406,185	150,000	200,000	150,000	400,000	154,976	1,585,456	11,966,507
Share Premium	-	1,824,014	-	30,260	-	-	-	-	4,230,298
Revaluation Reserves	-	-	3,460	-	-	107,075	-	27,534	1,117,020
Statutory Reserves	564,755	-	-	1,230,860	56,543	6,000	36,467	-	22,761,705
Retained Earnings	128,935	(1,602,795)	-	560,253	-	40,029	-	324,762	23,498
Other Reserves	-	-	(14,360)	-	-	-	151,510	-	13,092,082
Total Equity	843,690	627,403	139,099	2,021,373	206,543	553,104	342,953	1,937,752	53,191,107
Underwriting Provisions	738,610	68,043	-	-	11,465	15,083	74,790	923,456	6,039,160
Actuarial Contract Liabilities	3,245,331	514,313	1,102,177	20,493,152	32,518	2,378,146	130,342	8,171,059	301,641,719
LongTerm Liabilities	257,531	-	-	587,546	-	18,049	14,216	55,603	9,941,246
Current Liabilities	390,472	91,588	54,938	2,785,395	20,349	72,216	84,238	1,026,496	15,107,633
Total Equity And Liabilities	5,475,633	1,301,348	1,296,214	25,887,467	270,875	3,036,598	646,539	12,114,366	385,920,864
Land And Buildings	-	-	-	860,000	-	125,000	-	-	2,883,722
Investment Property	1,241,847	-	75,000	2,388,463	-	704,500	368,177	930,000	42,215,906
Other Fixed Assets	41,967	40,233	2,684	120,961	-	1,663	22,573	34,716	1,214,781
Government Securities	330,135	1,031,363	702,446	12,946,449	54,450	313,789	62,907	5,746,262	212,840,255
Other Securities	-	-	-	1,611,289	-	-	-	-	2,362,555
Investment in Related Companies	-	-	-	-	-	-	25,283	-	5,744,050
Corporate Bonds	1,000	-	66,202	2,393,984	25,825	51,393	-	852,103	9,812,485
Commercial Papers	-	-	-	-	-	-	-	-	296,600
Debentures	-	-	-	-	-	-	-	-	-
Ordinary Shares Quoted	27,488	-	-	3,069,423	-	-	-	2,171,605	40,655,117
Ordinary Shares Unquoted	-	-	-	-	-	-	-	17,216	5,772,242
Preference Shares Quoted	-	-	-	-	-	-	-	-	1,333
Preference Shares Unquoted	-	-	-	-	-	-	-	-	-
Loans Secured & Unsecured	125,879	21,371	8,806	728,401	-	5,277	-	19,821	5,297,502
Mortgages	-	-	-	144,223	-	-	-	70,488	2,571,049
Term Deposits	623,105	122,904	403,011	506,702	97,862	1,215,523	-	805,391	19,506,687
Cash and Cash Balances	198,137	5,708	2,434	526,826	12,451	15,043	73	789,777	3,247,273
Outstanding Premiums	2,492,937	13,308	8,030	181,410	42,732	65,334	94,507	650,916	7,616,550
Other Receivables	243,212	2,896	-	-	22,217	-	-	12,820	2,513,767
Other Assets	141,370	24,717	27,602	239,906	15,338	539,078	71,056	13,250	19,440,808
Intangible Assets	8,555	38,847	-	169,430	-	-	1,962	-	1,928,175
Total Assets	5,475,633	1,301,348	1,296,214	25,887,467	270,875	3,036,598	646,539	12,114,366	385,920,864

Amounts in Thousand Shillings

APPENDIX 21 i: SUMMARY OF GENERAL INSURANCE BUSINESS BALANCE SHEETS AS AT 31.03.2018										
Company	AAR INSURANCE KENYA	AFRICAN MERCHANT ASSURANCE	AIG INSURANCE COMPANY	ALLIANZ INSURANCE COMPANY	APA INSURANCE COMPANY	BRITAM GENERAL INSURANCE COMPANY	CANNON ASSURANCE COMPANY	CIC GENERAL INSURANCE COMPANY	CONTINENTAL REINSURANCE	CORPORATE INSURANCE COMPANY
Share Capital	560,000	987,386	450,000	1,000,000	1,250,000	2,668,000	453,960	1,700,000	800,000	400,000
Share Premium	600,523	-	-	-	-	-	396,040	-	-	-
Revaluation Reserves	-	-	3,037	-	655,218	-	-	-	(157)	-
Statutory Reserves	-	-	-	-	-	-	-	-	-	-
Retained Earnings	(404,525)	478,718	1,431,215	(180,366)	2,951,900	871,378	(237,799)	2,594,423	281,626	557,983
Other Reserves	-	20,852	300,000	-	1,500,000	-	-	(146,163)	-	1,316
Total Equity	755,998	1,486,956	2,184,253	819,634	6,357,118	3,539,378	612,201	4,148,260	1,081,469	959,299
Underwriting Provisions	3,940,438	2,194,417	1,092,273	157,592	8,557,865	6,818,234	1,307,008	7,555,117	922,889	303,906
Actuarial Contract Liabilities	-	-	-	-	-	-	-	-	-	-
LongTerm Liabilities	-	-	-	-	-	-	-	-	-	-
Current Liabilities	210,120	178,496	1,897,100	293,252	750,516	1,551,941	500,805	383,771	168,940	108,332
Total Equity And Liabilities	4,906,556	3,859,870	5,173,626	1,270,478	15,665,498	11,909,553	2,420,014	12,087,149	2,173,297	1,371,537
Land And Buildings	-	732,676	-	-	-	38,756	90,000	232,478	-	-
Investment Property	-	530,000	510,000	-	1,125,000	-	276,000	1,600,830	-	813,500
Other Fixed Assets	151,359	133,667	75,035	63,729	94,582	97,735	27,862	210,193	18,833	3,771
Government Securities	1,280,320	528,513	3,075,547	50,421	7,622,331	5,118,872	839,586	2,741,063	589,706	128,550
Other Securities	-	-	-	-	26,042	-	-	310,581	-	-
Investment in Related Companies	-	-	-	-	618,675	-	20,883	-	-	-
Corporate Bonds	111,025	11,012	-	-	364,185	462,073	27,185	238,965	18,206	-
Commercial Papers	-	-	-	-	-	-	-	56,969	-	-
Debentures	-	-	-	-	-	-	-	-	-	-
Ordinary Shares Quoted	-	26,065	-	-	1,312,169	856,205	208,384	684,433	-	1,526
Ordinary Shares Unquoted	-	-	-	-	19,902	19,722	241,493	23,286	-	1,172
Preference Shares Quoted	-	-	-	-	-	-	-	-	-	-
Preference Shares Unquoted	-	-	-	-	-	-	-	-	-	-
Loans Secured & Unsecured	-	12,463	14,878	-	51,193	-	5,204	35,738	9,883	-
Mortgages	-	-	-	-	76,649	-	31,848	100,995	5,095	-
Term Deposits	1,396,081	549,799	150,282	-	1,523,492	549,635	40,333	2,159,057	449,896	19,419
Cash and Cash Balances	75,768	83,815	51,439	774,667	184,972	457,859	34,223	149,220	11,086	300
Outstanding Premiums	548,077	909,999	858,550	171,840	1,885,425	2,124,648	280,388	2,342,820	521,851	288,959
Other Receivables	873,328	52,765	163,091	-	-	90,761	163,071	147,377	-	13,130
Other Assets	248,297	180,007	273,916	139,986	423,906	1,105,163	36,087	1,005,534	402,579	83,931
Intangible Assets	222,303	109,089	889	69,835	336,976	988,124	97,466	47,610	146,162	17,280
Total Assets	4,906,556	3,859,870	5,173,626	1,270,478	15,665,498	11,909,553	2,420,014	12,087,149	2,173,297	1,371,537

Amounts in thousand Shillings

Continued next page

APPENDIX 21 ii: SUMMARY OF GENERAL INSURANCE BUSINESS BALANCE SHEETS AS AT 31.03.2018										
Company	DIRECTLINE ASSURANCE COMPANY	EAST AFRICA REINSURANCE COMPANY	FIDELITY SHIELD INSURANCE COMPANY	FIRST ASSURANCE COMPANY	GA GENERAL INSURANCE COMPANY	GEMINIA INSURANCE COMPANY LIMITED	HERITAGE INSURANCE COMPANY	ICEA LION GENERAL INSURANCE COMPANY	INTRA-AFRICA ASSURANCE COMPANY	INVESCO ASSURANCE COMPANY
Share Capital	300,000	1,000,000	600,000	660,000	700,000	550,000	500,000	1,000,000	400,000	1,925,000
Share Premium	-	-	-	512,139	-	-	-	-	-	-
Revaluation Reserves	(76,255)	312,344	109,028	249,165	829,766	578,992	-	490,408	339,072	272
Statutory Reserves	-	-	-	-	-	-	-	-	-	-
Retained Earnings	871,279	1,940,280	432,582	460,790	2,041,810	661,025	2,696,265	2,796,912	128,932	(1,652,358)
Other Reserves	-	6,172	-	-	289,005	66,608	-	150,000	10,000	-
Total Equity	1,095,025	3,258,796	1,141,610	1,882,093	3,860,581	1,856,624	3,196,265	4,437,319	878,004	272,914
Underwriting Provisions	4,359,306	2,609,006	1,806,177	2,317,105	5,195,356	3,262,769	3,396,338	4,779,372	967,406	2,516,266
Actuarial Contract Liabilities	-	-	-	-	-	-	-	-	-	-
LongTerm Liabilities	595,238	134,494	-	-	2,134	1,904	-	484,447	56,121	197,896
Current Liabilities	120,781	900,879	85,365	838,003	1,331,398	575,129	1,465,293	1,178,739	66,821	241,900
Total Equity And Liabilities	6,170,349	6,903,175	3,033,152	5,037,201	10,389,469	5,696,427	8,057,896	10,879,877	1,968,352	3,228,976
Land And Buildings	397,000	532,762	275,117	344,750	1,140,750	18,929	-	-	301,200	72,144
Investment Property	1,332,000	800,976	1,126,883	1,410,000	1,390,757	973,000	-	2,730,000	136,800	1,423,480
Other Fixed Assets	16,183	11,705	21,237	46,656	35,042	44,560	81,229	124,945	19,511	46,804
Government Securities	819,776	2,112,366	459,155	1,383,700	3,080,173	940,200	3,108,348	4,570,943	238,135	177,000
Other Securities	-	-	-	-	-	-	-	45,530	-	-
Investment in Related Companies	9,667	-	-	-	356,109	86,571	146,557	50,147	-	-
Corporate Bonds	-	532,619	-	46,877	297,170	24,300	172,543	268,193	-	-
Commercial Papers	-	-	-	-	10,000	-	-	-	-	-
Debentures	-	-	-	-	-	-	-	-	-	-
Ordinary Shares Quoted	141,133	112,572	125,626	-	539,696	170,698	389,280	1,040,654	73,674	1,720
Ordinary Shares Unquoted	-	-	-	-	306,858	7,371	-	11,197	-	625
Preference Shares Quoted	-	-	-	-	-	-	-	-	-	-
Preference Shares Unquoted	-	-	-	-	-	-	-	-	-	-
Loans Secured & Unsecured	16,567	6,088	3,864	27,048	209,147	170,304	47,602	-	21,566	-
Mortgages	-	38,718	11,805	-	-	-	271,644	-	12,733	-
Term Deposits	1,184,408	1,146,364	165,918	392,745	973,086	970,030	1,185,339	177,597	224,120	73,260
Cash and Cash Balances	1,105,756	95,923	129,908	39,771	2,728	81,425	470,897	9,260	20,150	276,948
Outstanding Premiums	-	1,030,310	497,021	986,214	1,391,541	1,364,539	1,597,340	1,165,660	743,845	420,675
Other Receivables	-	94,917	-	-	47,163	27,633	70,291	136,016	121,206	272,544
Other Assets	1,090,011	73,565	131,968	279,641	113,521	814,476	446,878	250,743	-	-
Intangible Assets	57,848	314,289	84,650	79,800	495,727	2,391	69,949	298,993	55,413	463,776
Total Assets	6,170,349	6,903,175	3,033,152	5,037,201	10,389,469	5,696,427	8,057,896	10,879,877	1,968,352	3,228,976

Amounts in thousand Shillings

Continued next page

APPENDIX 21 iii: SUMMARY OF GENERAL INSURANCE BUSINESS BALANCE SHEETS AS AT 31.03.2018

Company	JUBILEE INSURANCE COMPANY	KENINDIA ASSURANCE COMPANY	KENYA ORIENT INSURANCE COMPANY	KENYA REINSURANCE CORPORATION	MADISON INSURANCE COMPANY	MAYFAIR INSURANCE COMPANY	OCCIDENTAL INSURANCE COMPANY	PACIS INSURANCE COMPANY	PHOENIX OF EAST AFRICA ASSURANCE	PIONEER GENERAL INSURANCE	RESOLUTION INSURANCE COMPANY
Share Capital	2,000,000	400,000	810,721	1,749,873	605,000	750,000	693,000	548,501	300,000	600,000	410,000
Share Premium	-	1,198	-	-	-	-	-	17,712	-	-	1,490,000
Revaluation Reserves	305,297	307,534	55,679	15,317	-	427,186	46,978	-	2,928	-	(2,040)
Statutory Reserves	-	-	-	-	-	-	-	-	-	-	-
Retained Earnings	4,454,617	2,049,452	(178,204)	21,483,252	777,809	1,007,268	475,095	346,984	687,908	(33,841)	(1,833,230)
Other Reserves	1,000,000	387,375	50,000	648,052	-	150,000	12,474	(477)	-	-	-
Total Equity	7,759,914	3,145,559	738,196	23,896,494	1,382,809	2,334,454	1,227,547	912,719	990,837	566,159	64,730
Underwriting Provisions	6,262,327	2,914,642	1,446,198	9,856,554	2,680,163	2,029,222	2,031,393	1,347,710	400,939	322,554	1,750,824
Actuarial Contract Liabilities	-	-	-	-	-	-	-	-	-	-	-
LongTerm Liabilities	-	364,066	78,854	-	-	-	11,782	-	-	-	-
Current Liabilities	970,829	1,372,652	151,827	802,005	257,267	378,932	90,048	255,143	152,131	247,642	2,564,034
Total Equity And Liabilities	14,993,070	7,796,919	2,415,075	34,555,053	4,320,239	4,742,608	3,360,771	2,515,573	1,543,906	1,136,355	4,379,589
Land And Buildings	-	746,963	141,500	23,000	-	224,932	-	113,850	-	-	-
Investment Property	-	1,203,915	433,823	8,031,800	898,000	460,458	531,000	730,000	-	-	-
Other Fixed Assets	72,794	71,240	35,429	52,774	59,227	80,852	52,269	30,454	24,473	4,260	135,916
Government Securities	3,992,967	2,579,629	152,492	13,341,618	663,737	838,291	1,265,022	247,265	569,000	70,000	253,763
Other Securities	-	-	-	-	-	-	-	-	-	-	-
Investment in Related Companies	1,879,921	81,905	170,000	4,587,101	-	454,899	-	-	143,807	-	-
Corporate Bonds	14,750	51,875	5,362	477,172	16,904	94,275	15,145	-	-	-	-
Commercial Papers	-	40,652	-	-	-	-	-	-	-	-	-
Debentures	-	-	-	-	-	-	-	-	-	-	-
Ordinary Shares Quoted	2,050,835	58,347	8,338	2,107,796	1,850	215,618	160,059	49,545	3,988	-	-
Ordinary Shares Unquoted	597,240	547,506	646,137	202,231	63,359	587,445	100,825	72,721	-	-	-
Preference Shares Quoted	432	-	-	89	-	-	-	-	-	-	-
Preference Shares Unquoted	-	-	-	-	-	-	-	-	-	-	-
Loans Secured & Unsecured	7,734	10,338	-	-	-	15,284	-	-	2,089	-	-
Mortgages	76,098	-	-	642,922	-	-	-	-	-	-	-
Term Deposits	891,597	580,985	58,606	445,796	911,628	914,387	89,970	122,213	86,570	723,506	862,554
Cash and Cash Balances	685,889	139,021	63,948	297,646	90,493	36,983	98,446	435	4,518	85,717	59,732
Outstanding Premiums	3,921,702	982,788	301,364	3,095,796	1,076,436	665,620	874,977	1,013,944	383,792	146,079	1,076,146
Other Receivables	385,639	-	44,641	232,601	283,892	-	29,296	-	64,805	51,438	999,611
Other Assets	101,247	649,600	235,530	(199,784)	24,071	144,657	11,441	48,330	223,916	-	701,772
Intangible Assets	314,226	52,156	117,905	1,216,495	230,643	8,907	132,320	86,815	36,947	55,355	290,093
Total Assets	14,993,070	7,796,919	2,415,075	34,555,053	4,320,239	4,742,608	3,360,771	2,515,573	1,543,906	1,136,355	4,379,589

Amounts in thousand Shillings

Continued next page

Continued from previous page

APPENDIX 21 iv: SUMMARY OF GENERAL INSURANCE BUSINESS BALANCE SHEETS AS AT 31.03.2018										
Company	SAHAM INSURANCE COMPANY	SANLAM INSURANCE COMPANY	TAKAFUL INSURANCE OF AFRICA	TAUSI ASSURANCE COMPANY	THE KENYAN ALLIANCE INSURANCE COMPANY	THE MONARCH INSURANCE COMPANY	TRIDENT INSURANCE COMPANY	UAP INSURANCE COMPANY	XPLICO INSURANCE COMPANY	TOTAL
Share Capital	402,000	788,600	470,203	600,000	300,000	316,476	500,000	1,000,000	-	31,148,720
Share Premium	-	102,760	50,000	-	-	-	-	-	-	3,170,372
Revaluation Reserves	(2,218)	77,618	-	174,111	97,313	-	192,586	-	-	5,189,179
Statutory Reserves	-	-	-	-	-	-	-	-	-	-
Retained Earnings	230,854	(211,532)	(195,077)	478,610	1,065,193	187,790	1,289,036	5,011,433	-	55,815,487
Other Reserves	-	-	-	18,269	1,341	-	25,000	2,084,043	-	6,573,867
Total Equity	630,635	757,446	325,126	1,270,990	1,463,846	504,266	2,006,622	8,095,477	-	101,897,623
Underwriting Provisions	858,726	1,636,449	855,817	922,654	1,350,469	1,039,247	1,584,713	7,364,981	-	110,714,422
Actuarial Contract Liabilities	-	-	-	-	-	-	-	-	-	-
Long Term Liabilities	-	-	40,000	62,656	56,794	-	56,715	-	-	2,143,101
Current Liabilities	530,811	305,968	321,934	252,148	319,394	47,413	523,769	1,081,246	-	23,472,774
Total Equity And Liabilities	2,020,173	2,699,863	1,542,877	2,508,449	3,190,503	1,590,926	4,171,819	16,541,703	-	238,227,923
Land And Buildings	-	-	-	302,136	-	-	240,660	-	-	5,969,603
Investment Property	-	516,700	21,100	-	1,211,380	483,227	1,716,399	3,711,700	-	36,128,728
Other Fixed Assets	8,863	21,130	25,534	18,180	51,249	17,782	10,838	41,397	-	2,139,299
Government Securities	684,168	656,500	32,907	1,053,573	312,000	94,639	239,061	3,989,449	-	69,900,786
Other Securities	-	-	-	-	-	-	20,193	-	-	402,346
Investment in Related Companies	-	-	-	-	-	-	615,600	-	-	9,221,842
Corporate Bonds	78,570	20,000	56,769	14,884	27,090	-	20,000	725,609	-	4,192,758
Commercial Papers	-	-	-	-	-	-	-	-	-	107,621
Debentures	-	-	-	-	-	-	-	-	-	-
Ordinary Shares Quoted	33,808	691	-	254,734	24,162	-	6,220	1,703,942	-	12,363,768
Ordinary Shares UnQuoted	-	104,103	-	7,113	58,092	59	7,985	76,712	-	3,703,154
Preference Shares Quoted	-	-	-	-	-	-	-	-	-	521
Preference Shares Unquoted	-	-	-	-	-	-	-	-	-	-
Loans Secured & Unsecured	-	6,940	-	9,408	193,932	-	902,522	1,255,088	-	3,034,880
Mortgages	7,551	-	-	143,292	-	-	-	281,704	-	1,701,054
Term Deposits	510,493	206,741	268,134	233,000	386,642	166,542	94,647	630,089	-	21,514,961
Cash and Cash Balances	92,450	64,765	100,744	6,040	33,461	9,001	1,245	769,888	-	6,696,537
Outstanding Premiums	345,735	826,905	307,720	327,989	712,438	676,529	161,378	1,945,561	-	37,972,601
Other Receivables	201	(2,254)	-	-	32,817	2,831	31,936	793,307	-	5,224,054
Other Assets	143,144	257,745	652,053	33,981	79,267	78,925	33,553	227,779	-	10,547,436
Intangible Assets	115,189	19,898	77,916	104,120	67,972	61,392	69,583	389,478	-	7,405,980
Total Assets	2,020,173	2,699,863	1,542,877	2,508,449	3,190,503	1,590,926	4,171,819	16,541,703	-	238,227,923

Amounts in thousand Shillings