



Insurance Industry Report for the Period

January – March 2016

First Quarter Release

June 2016

INTRODUCTION

About Insurance Regulatory Authority

The Insurance Regulatory Authority (IRA) is a State Corporation whose mandate is to regulate, supervise and promote the development of the insurance industry in Kenya. The key players regulated by IRA are Insurance Companies, Re-Insurance Companies, Insurance Brokers, Insurance Agents, Motor Assessors, Insurance Investigators, Insurance Surveyors, Loss Adjustors, Claim Settling Agents and Risk Managers.

The Authority has been working with various stakeholders locally, regionally and internationally to put in place policies that will enhance the regulatory environment for the insurance sector growth and enhance insurance access in the country.

About this Release

This is the 2016 first quarter industry release which provides market information and statistical overview of the insurance industry in Kenya for the period January to March 2016.

Acknowledgement

The insurance information contained in this report has been extracted from the quarterly unaudited returns submitted to the Authority in line with Section 54 of the Insurance Act. No adjustments have been made to the returns' data except where necessary in consultation with the insurer(s) or reinsurer(s).

All the amounts are given in thousand Kenya shillings ('000' KES) except where otherwise stated.

Industry Highlights

The Authority, together with other stakeholders, undertook various initiatives all through the year aimed at developing the insurance industry in Kenya and enlightening the population on the importance and availability of various insurance products. During the last quarter of 2015, the following activities were undertaken by IRA in line with its mandate to promote the development of the insurance sector in Kenya.

Executive Certificate of Proficiency in Insurance and Insurance Champions Trainings

The Authority has been very firm in its efforts aimed at developing the insurance industry in Kenya. In line with this objective, the Authority has for the last four years trained insurance sales agents within the counties with a target of the entire 47 counties in the country. This has been done through the “Executive Certificate of Proficiency Program – ECOP”. The program is aimed at enhancing capacity within the insurance industry by training and licensing potential insurance agents at the counties. The training is one of the ways through which the Authority develops the industry as and enhances access to insurance services.

In addition, the Authority has also been training insurance ambassadors within the counties dubbed “Insurance Champions”. This insurance champions’ training targets the county infrastructure to create and/or increase awareness on the needs and benefits of insurance with an overall motive of enhancing insurance uptake in the country. The insurance champion trainees are persons with leadership roles in various social and economic groups who are in touch with the people. This target group is perceived to be influential and can carry on the insurance flag effectively.

During the quarter under review the following ECOP and Insurance Champions trainings were conducted in the following counties:

County	Training	Number of Participants	Period
Kisumu	ECOP	120	1 st - 13 th February, 2016
	Insurance Champions	40	11 th - 12 th February, 2015
Narok	Insurance Champions	60	17 th - 18 th March, 2016

Recently Developed/Repackaged Insurance Products

Innovation continues to take centre stage in developing and growing the insurance industry in Kenya. Underwriters are developing innovative products that serve the needs of their clients better in a bid to ensure sustainability.

During the first quarter of the year 2016 the following new/repackaged insurance products were filed with the Authority by various insurance companies:

New/Repackaged product	Class of Business	Company
Kenya Livestock Index based Insurance Policy	Miscellaneous	APA Insurance
FlexiEducation	Individual Life	Pan Africa Life
FlexiEndowment	Individual Life	Pan Africa Life
CIC Family Life Plan	Individual Life	CIC Life Assurance
Kenya Crop Insurance Program	Miscellaneous	APA Insurance
Dhamana Plan	Individual Life	Britam Life Assurance
APA Elimu	Individual Life	APA Life Assurance
APA Imarika	Individual Life	APA Life Assurance
APA Term life cover	Individual Life	APA Life Assurance
Akiba Halisi	Individual Life	APA Life Assurance
Aviation Insurance	Aviation	Heritage Insurance
Extended Warranty	Engineering	Kenya Orient Insurance

Insurance Fraud

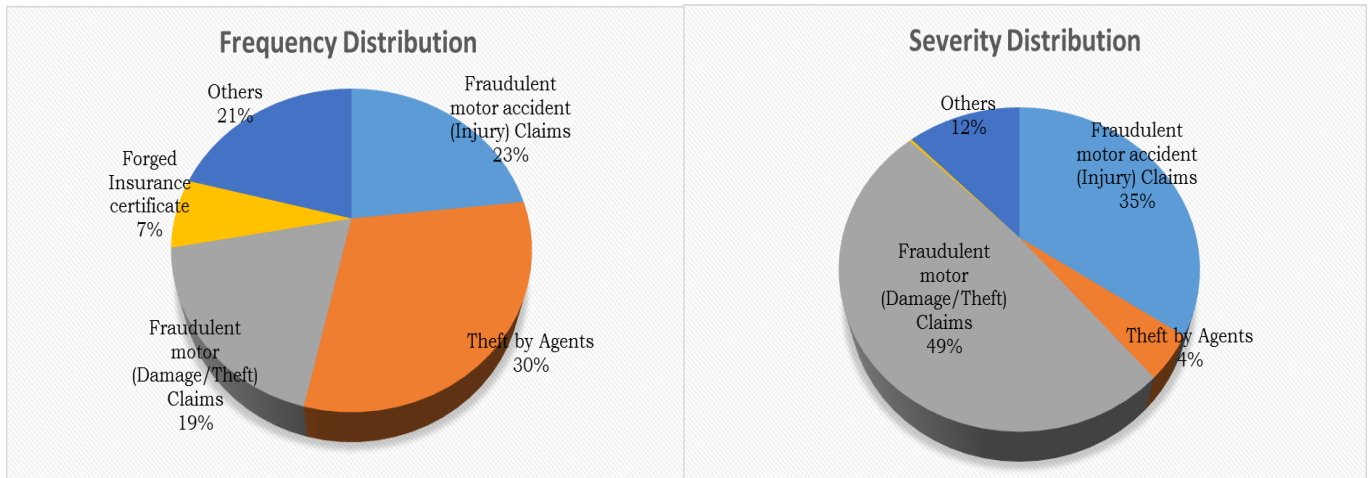
According to IRA Insurance Fraud Investigation Unit (IFIU) 2016 first quarter report, the first three months of 2016 saw fraud reported increase by over 60% to a total of 43 cases from a total of 26 cases reported in 2015 quarter one.

Of the total fraudulent claims reported, motor insurance classes proved to be the most vulnerable to insurance fraud with a total number of 18 fraudulent claims (42%) reported amounting to KES 52.45 million (83%). These were both motor accident and material damage claims.

A summary of claims cases reported tabulated in frequency (numbers) and severity (amounts) is as shown in the following table:

Cases		2015 Q1	
		Frequency	Severity
1	Fraudulent motor accident (Injury) Claims	10	21,750,000
2	Fraudulent medical claims	1	400,000
4	Theft by insurance company Employees	-	-
5	Impersonating IRA Officials/Fraudulent payments	2	346,210
6	Theft by Agents	13	2,735,341
7	Fraudulent Motor (Damage/Theft) Claims	8	30,700,000
8	Complaint Against ISP (Garage)	1	371,780
9	Forgery of Company Documents	1	-
10	Forged Insurance Certificates	3	161,500
11	Fraudulent WIBA Claim	2	3,750,000
12	Life Fraudulent Claim	1	1,000,000
12	All Risks Fraudulent Claim	1	2,011,360
	Total	43	63,067,440

The following charts display the frequency and severity distribution of the reported insurance fraud cases during the quarter.

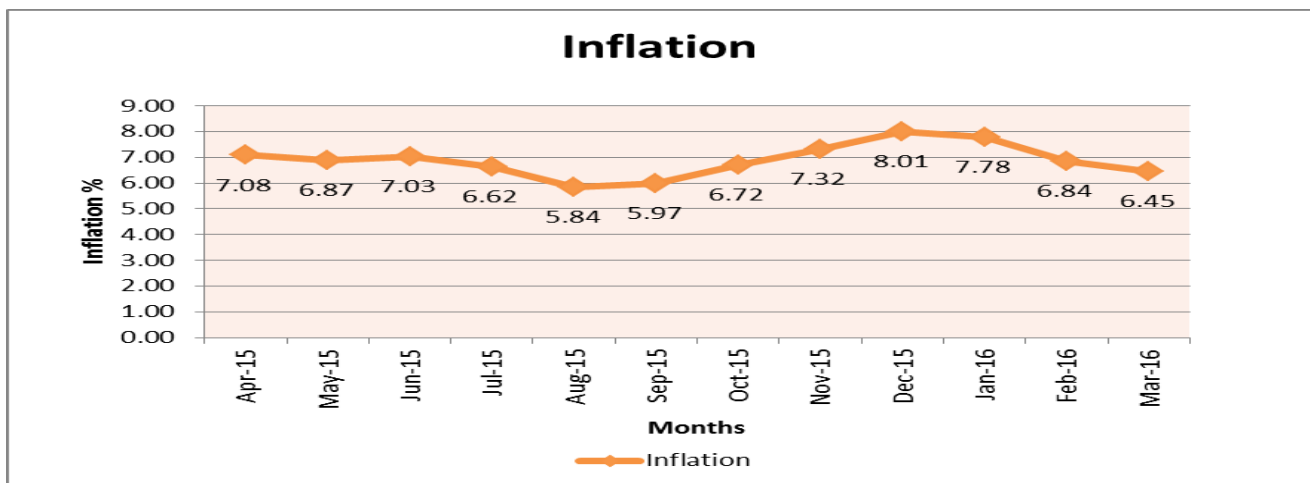


ECONOMIC AND MARKET ANALYSIS

Some key economic indicators' trends are analysed as follows:

Inflation:

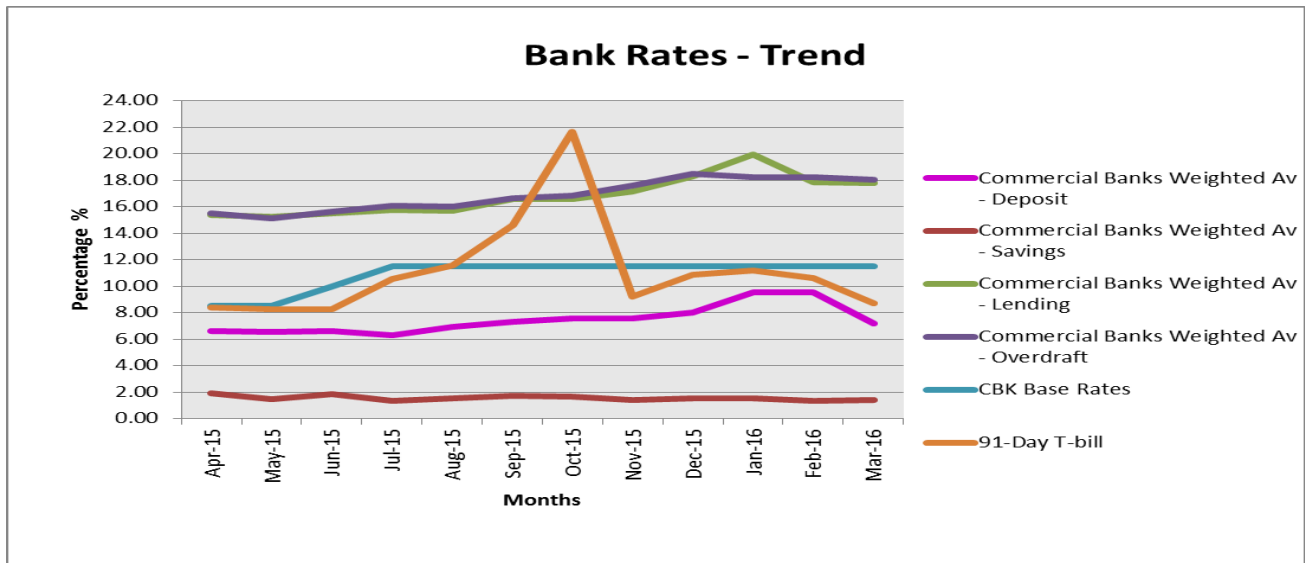
In computation of inflation, the *Consumer price index (CPI)* is used. This index measures changes in the price level of consumer goods and services purchased by households in a given period relative to a base period. It utilizes the weighted average of prices of a basket of consumer goods and services, such as transportation, food and medical care. Changes in CPI determine the rate of inflation in an economy.



Source: KNBS

The beginning of the year has been characterized by easing of price levels for consumer goods. The inflation rate has gradually fallen from the close of year 2015 position (8.01%) to 6.45% at quarter end. This can be greatly attributed to the global decline in crude oil prices which had been cascaded to the economy.

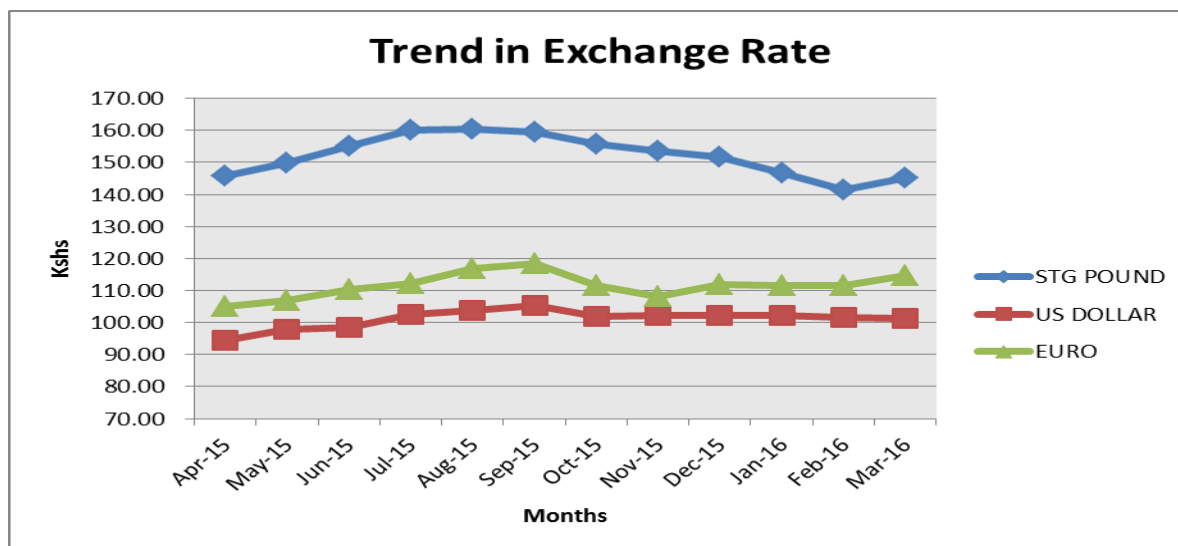
Bank Rates:



Source: CBK

The money market yield gained stability during the first quarter of year with a likely effect of decreasing investments in government treasury bills as opposed to a trend witnessed in the last half of 2015. The commercial bank lending rates remain relatively high, closing the quarter at 17.19% despite the Central Bank’s base lending rate remaining at 11.5%, which was so at the close of the previous quarter.

Exchange Rates:

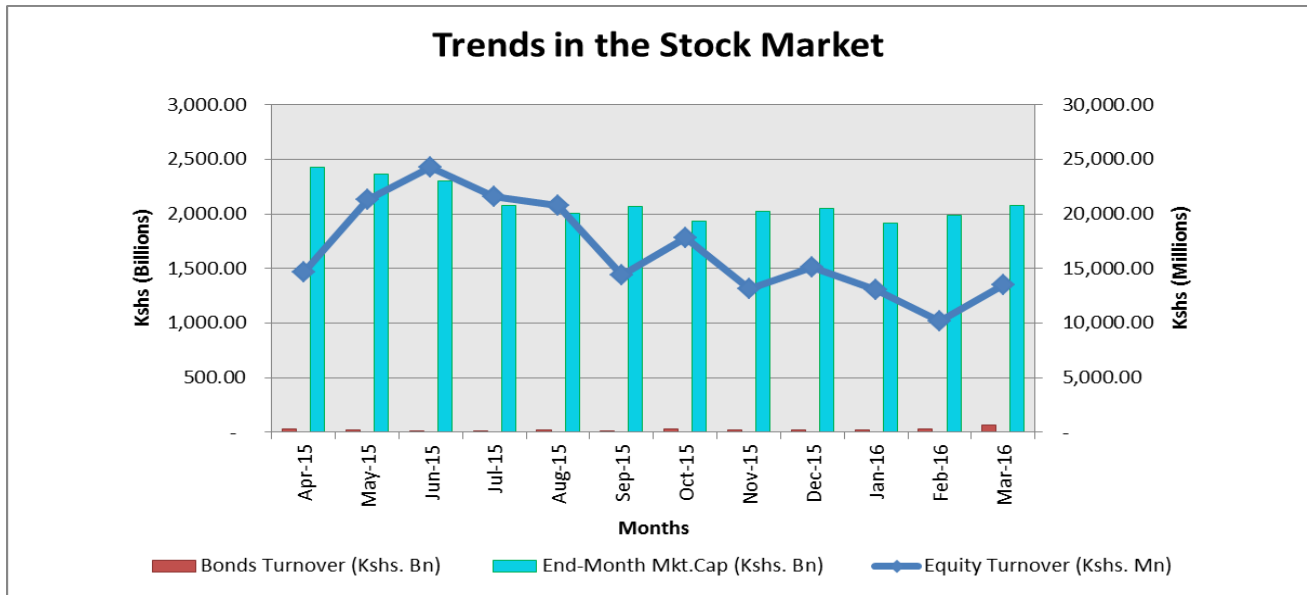


Source: CBK

The domestic currency remained weak against the major world currencies namely; the Sterling Pound, the US Dollar and the Euro during the first quarter of the year 2016, a trend that had been witnessed in the last quarter of the previous year. The shilling closed the quarter at KES 145.31 to the pound, KES 114.70 to the euro and KES 101.33 to the dollar. Compared to the end of year 2015 exchange rates, the shilling had depreciated against the pound and euro while appreciating mildly against the dollar.

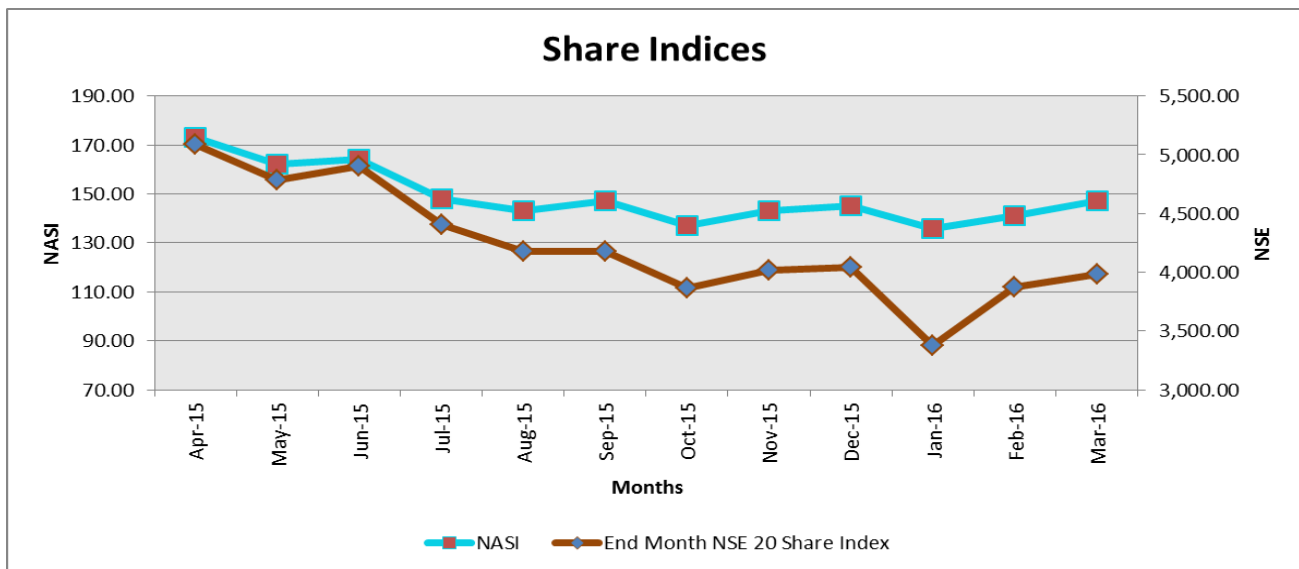
Capital Markets:

The trend of the secondary market capitalization was upward sloping during the first quarter of 2016, hitting a high of KES 2.08 trillion in March 2016 after opening the quarter at KES 1.92 trillion.



Source: CMA

The Kenyan equity market performance was picking up during the first quarter of 2016 as indicated by the uptick in both the NASI and NSE 20 share index. The upward trend during the first quarter of 2016 could be indicative better performance in the quarter to follow and an end to the bearish run witnessed in the entire of year 2015.



Source: CMA

Real Estate Market:

House prices as monitored by the Kenya Bankers Association Housing Price Index gained momentum in the first three months of the year 2016 compared to a declining price appreciation rate witnessed in the last quarter of 2015. In 2016 quarter one, house prices increased by 1.4% compared to an increase of 1.14% of the previous quarter.

The Kenyan real estate market activity has been characterized by consistency in demand and supply dynamics. For instance, supply leans towards the upper end of the market (selling) and supply constraints still being faced on the lower end of the market (more of renting than buying).

Demand for houses has been enhanced by the support of the banking sector with banking products designed to encourage home ownership and supported by the relatively stabled macroeconomic environment coupled with the rising middle class amongst the Kenyan population.

ANALYSIS OF SOME KEY PERFORMANCE INDICATORS

The industry data is summarized in the following table:

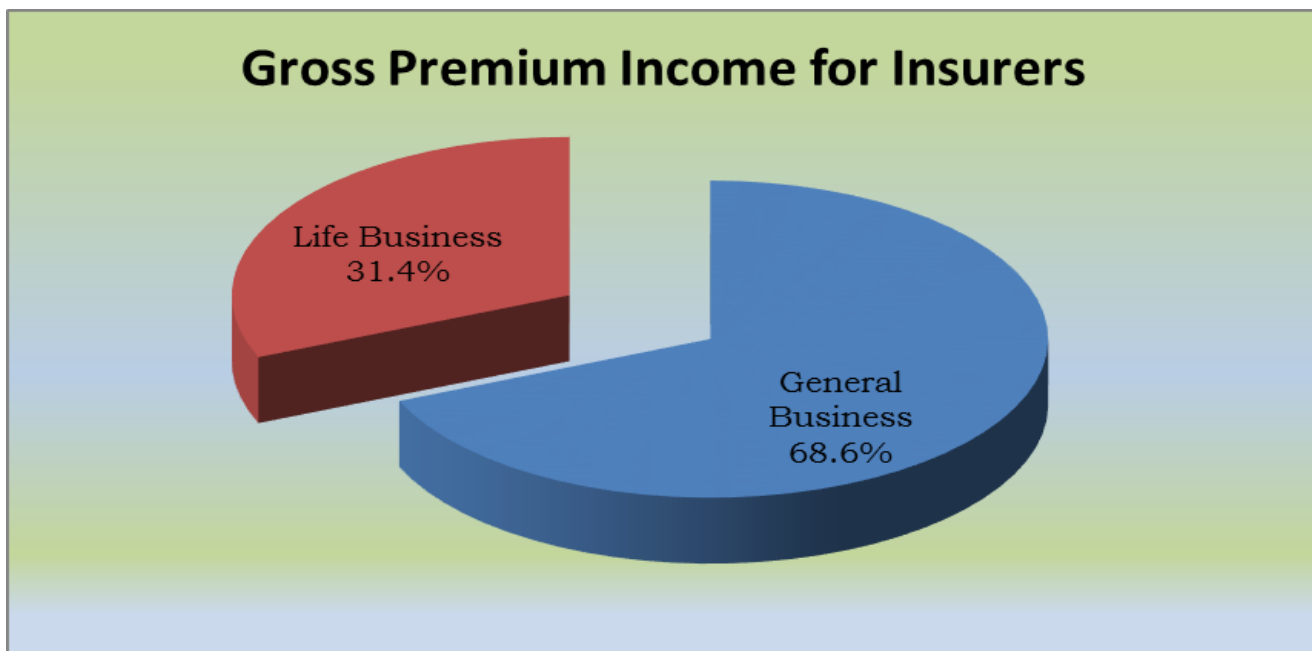
Key Performance Indicators								
Indicator	Life Business				General business			
	2016 Q1	2015 Q1	2014 Q1	Annual Change (%)	2016 Q1	2015 Q1	2014 Q1	Annual Change (%)
	KES '000'	KES '000'	KES '000'	(2016/2015)	KES '000'	KES '000'	KES '000'	(2016/2015)
Insurers								
Gross Premium Income	17,349,758	15,978,805	13,276,759	8.58	37,915,941	34,428,673	30,016,352	10.13
Net Premium Income	15,412,484	14,411,514	12,000,068	6.95	28,039,562	24,160,406	21,580,157	16.06
Net Earned Premium Income (GB)	-	-	-	-	21,626,560	19,351,350	16,923,522	11.76
Claims Incurred (GB)	-	-	-	-	13,873,867	12,388,607	9,734,103	11.99
Benefit Payment (LT)	9,437,788	13,058,425	10,192,658	-27.73	-	-	-	-
Commissions	1,370,454	1,155,767	998,381	18.58	1,754,301	1,335,779	1,128,348	31.33
Management Expenses	2,513,870	2,332,508	2,138,744	7.78	6,164,786	5,534,229	4,962,494	11.39
Underwriting Profits (GB)	-	-	-	-	(166,393)	92,748	1,098,578	-279.40
Profit Before Tax (EBT)	(216,827)	1,083,291	1,082,568	-120.02	1,981,816	2,612,341	2,856,500	-24.14
Profit After Tax (PAT)	(286,239)	905,341	1,001,327	-131.62	1,375,689	1,939,702	2,213,643	-29.08
Shareholders' Funds	38,155,329	32,496,548	29,582,697	17.41	65,318,878	61,289,387	53,362,315	6.57
Total Assets	281,601,443	252,747,312	207,113,072	11.42	170,736,400	159,012,764	142,617,606	7.37
Total Liabilities	243,446,115	220,250,764	177,530,375	10.53	105,417,523	97,723,377	89,255,291	7.87
Investments	248,463,570	230,182,132	185,876,175	7.94	112,771,817	105,116,056	92,627,428	7.28
Reinsurers								
Gross Premium Income	605,474	321,101	404,376	88.56	2,615,217	2,615,353	2,796,683	-0.01
Net Premium Income	488,573	247,214	380,198	97.63	2,350,290	2,441,460	2,598,358	-3.73
Net Earned Premium Income (GB)	-	-	-	-	2,285,473	2,280,208	2,340,296	0.23
Claims Incurred (GB)	-	-	-	-	1,379,241	1,418,858	1,554,324	-2.79
Benefit Payment (LT)	279,915	183,940	166,580	52.18	-	-	-	0.00
Commissions	148,098	108,384	110,881	36.64	701,959	769,379	916,996	-8.76
Management Expenses	84,883	38,423	44,161	120.92	279,017	249,425	198,742	11.86
Underwriting Profits (GB)	-	-	-	-	(74,744)	(157,456)	(329,765)	-52.53
Profit Before Tax (EBT)	231,759	89,407	170,836	159.22	657,875	593,900	243,665	10.77
Profit After Tax (PAT)	203,750	54,431	165,370	274.33	478,224	424,433	207,186	12.67
Shareholders' Funds	4,210,016	3,553,361	3,716,631	18.48	22,380,444	20,517,577	17,164,348	9.08
Total Assets	8,566,068	7,352,116	6,586,557	16.51	37,553,194	33,726,108	28,898,368	11.35
Total Liabilities	4,356,051	3,798,755	2,869,925	14.67	15,172,749	13,208,531	11,734,020	14.87
Investments	8,095,341	7,075,390	6,313,298	14.42	29,522,882	27,296,517	22,332,692	8.16

Industry Gross Premium Income

The Kenyan insurance market experienced a lower growth rate during the quarter under review compared to that recorded in the first quarter of 2015. Insurance premiums during the first quarter of 2016 registered a year-on-year growth of 9.6% while a 16.4% year-on-year growth was registered in the first quarter of 2015.

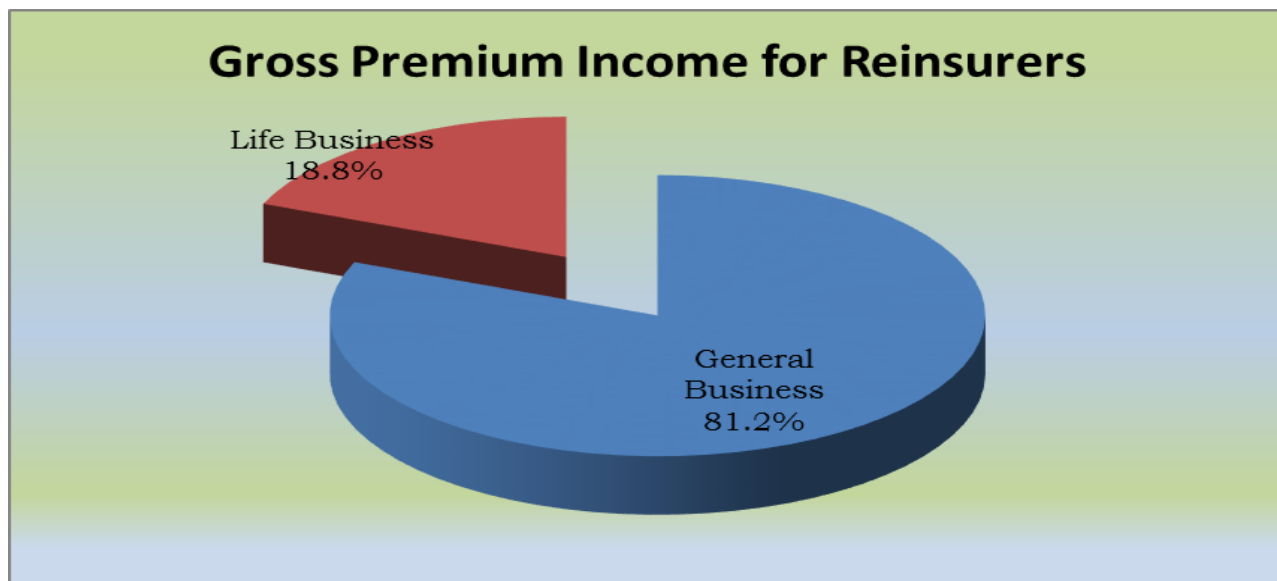
Premiums written by the insurers during the first three months of the year amounted to KES 55.27 billion. These were largely driven by the non-life segment that contributed a larger proportion of 68.6% (KES 37.92 billion) while the life segment contributed KES 17.35 billion. Growth experienced in the non-life segment was higher than that in the life segment for the insurers.

The following chart shows the distribution of gross premium income for the industry:



Reinsurance premiums reported during the first quarter of 2016 grew by a margin almost equal to the insurers' premiums growth of 9.7% to stand at KES 3.22 billion (2015 Q1: KES 2.94 billion). The premium income reported under life reinsurance business amounted to KES 605.47 million while that under general reinsurance business were KES 2.62 billion.

The distribution of gross premium income under reinsurance business is shown in the following chart:



Claims experience and underwriting expenses

The loss ratio under general insurance business remains acceptable at 64.2% (2015 Q1: 64%). This has resulted from the fact that claims and premiums grew at almost the same rate during the period of analysis. Incurred claims grew by 12% compared to a 10.1% growth in premiums. Claims incurred during the first quarter of the year amounted to KES 13.87 billion compared to KES 12.39 billion of the previous year's first quarter.

The total life benefits paid out by the industry amounted to KES 9.44 billion by the end of March 2016 contracting by 27.7% from KES 13.06 billion reported in the first quarter of 2015.

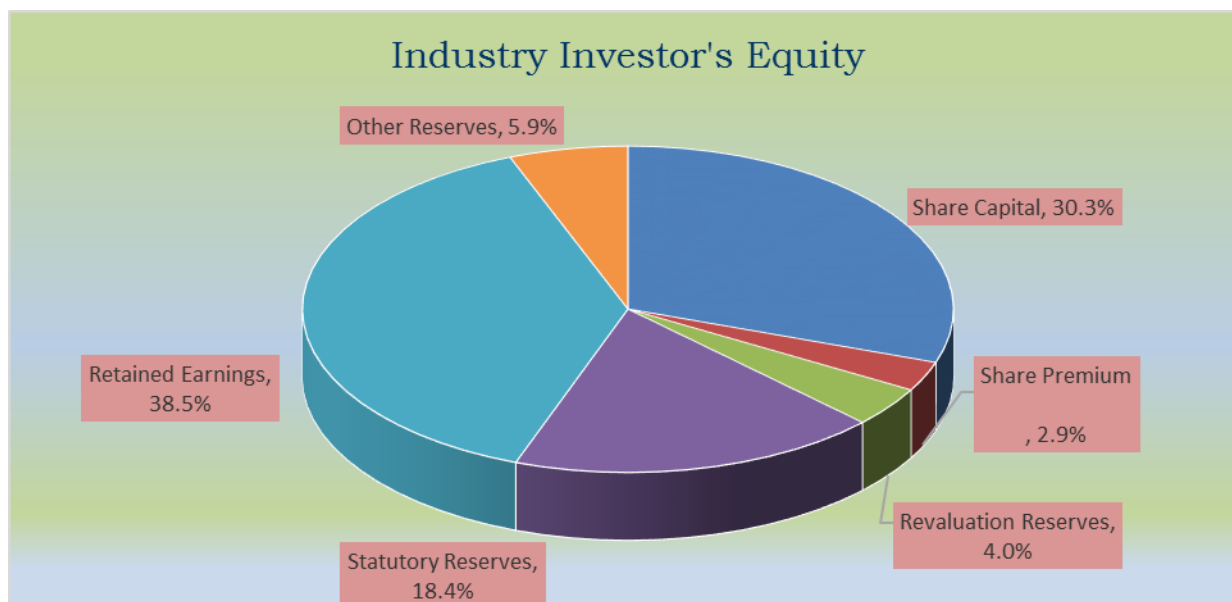
Underwriting expenses (commissions and management expenses) paid out by the insurers amounted to KES. 11.8 billion during the first quarter of 2016. These had grown by 14% from KES 10.36 billion recorded in 2015 quarter one. Commissions had grown by a higher margin (25.4%) than management expenses (10.3%) indicating rising business acquisition costs.

Shareholders' Funds

Investors' equity funds amounted to KES 130.06 billion as at the end of the first quarter of 2016. These had grown by 10.4% between the first quarters of 2016 and 2015 owing to the recent capital restructuring following the changes in regulatory capital requirements.

Key elements of shareholder funds were retained earnings at 38.5%, paid up capital at 30.3% and statutory reserves at 18.4%.

The distribution of industry investor's equity is shown in the following chart:



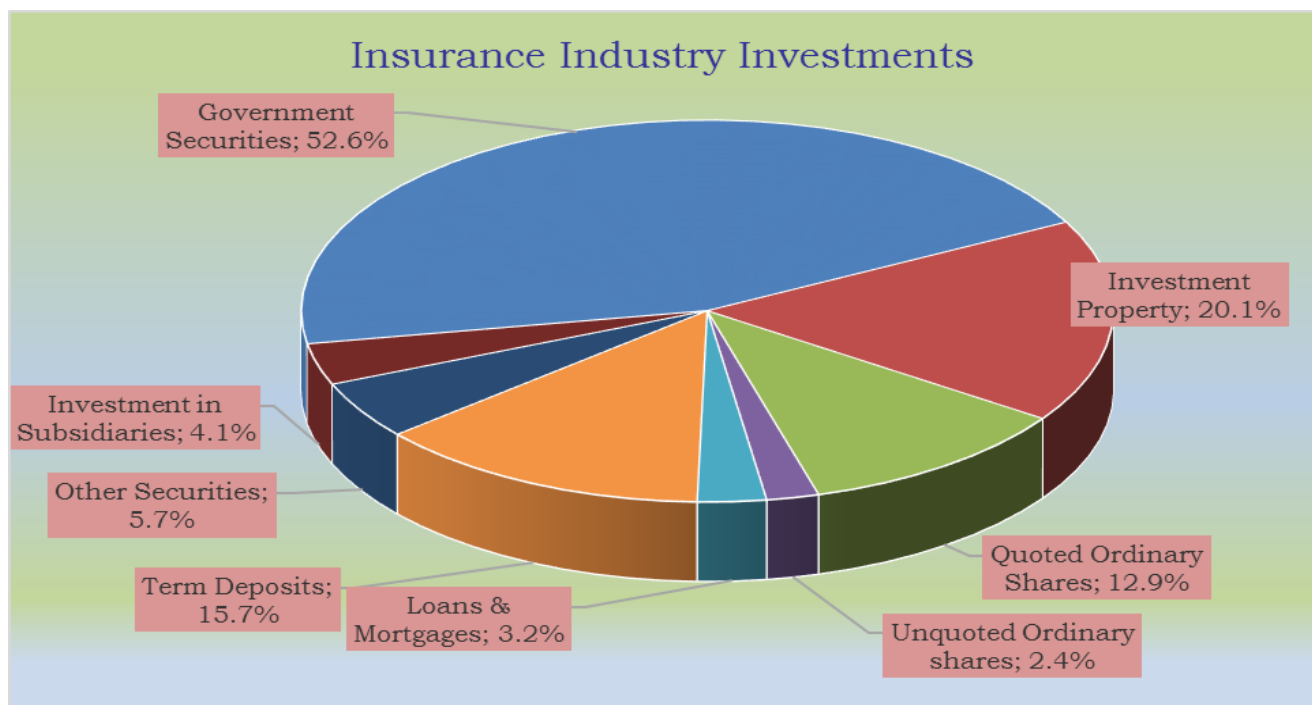
Assets and Liabilities

The insurance industry asset base was KES 498.46 billion as at the end of March 2016. This was a growth of 10.1% from KES 452.84 billion held as at the end of the previous year same period. This growth was in line with the growth in equity investment increase in the industry. The largest proportion of assets was held in income generation investments at 80% signifying the importance the industry players attach to premium income supplements.

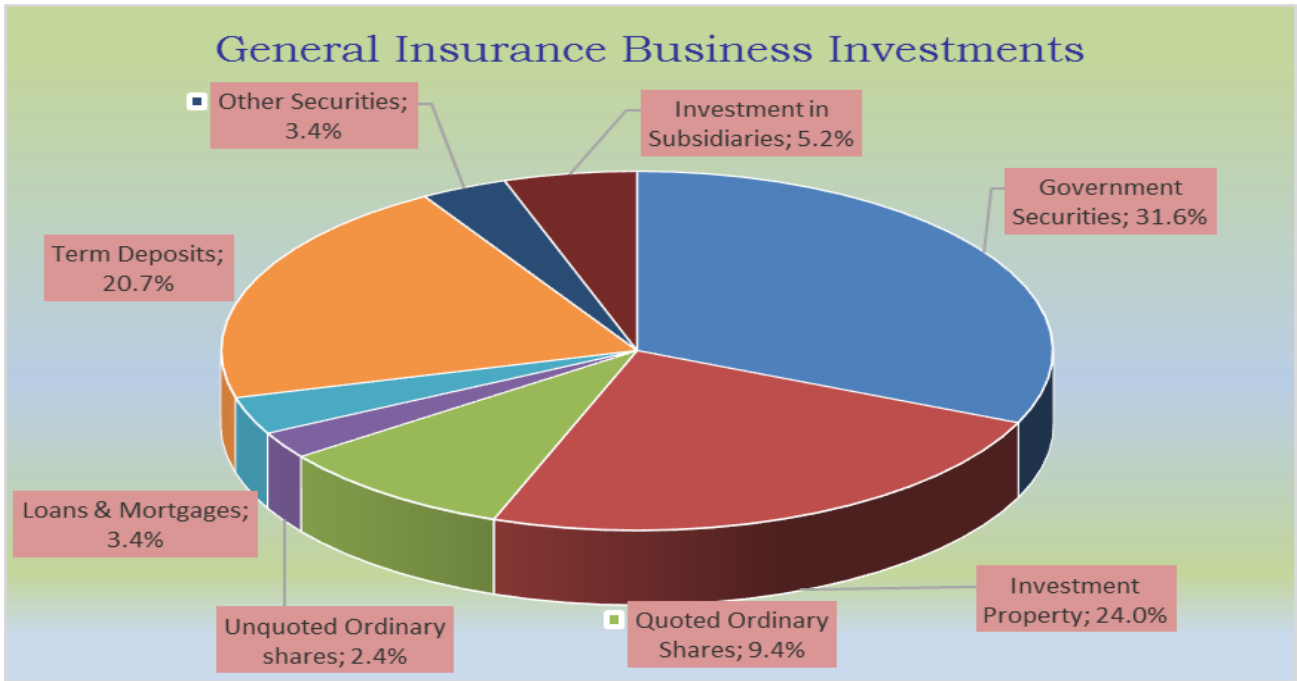
Investments

The nature of insurance business requires that underwriters hold a large proportion of their assets in quality assets as measured by liquidity, security and diversification. Key investments meeting the criteria are government securities (treasury bills and bonds) in which the insurers invested 52.6% of their total investments. Other preferred investment channels included real estate investments (20.1%); call deposits (15.7%) and quoted equities (12.9%).

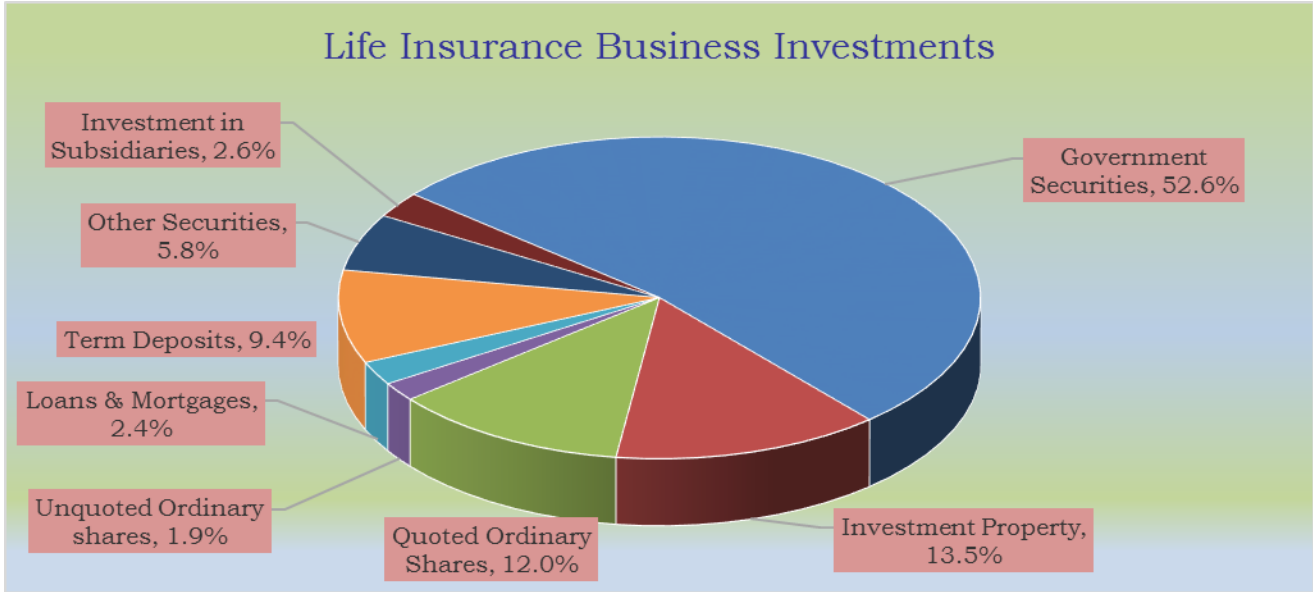
The investment portfolio for the industry is shown in the following chart:



The following chart shows the distribution of the investments held by the general insurance business underwriters:



The following chart displays the distribution of the investments held by the life underwriters:



Some Key Industry Performance Ratios

The key industry performance ratios for both life and general insurance businesses for the first quarter of 2016 are summarized in the following table:

Indicator	Life Business			General business		
	2016 Q1	2015 Q1	2014 Q1	2016 Q1	2015 Q1	2014 Q1
Insurers (%)						
Retention Ratio	88.83	90.19	90.38	73.95	70.18	71.89
Incurred Claims Ratio (GB)	0.00	0.00	0.00	64.15	64.02	57.52
Commission Ratio	8.89	8.02	8.32	8.11	6.90	6.67
Management Expense Ratio	16.31	16.19	17.82	28.51	28.60	29.32
Combined Ratio	0.00	0.00	0.00	100.77	99.52	93.51
Shareholders' funds to Total Assets	13.55	12.86	14.28	38.26	38.54	37.42
Return on Assets (ROA)	-0.08	0.47	0.00	1.20	1.73	0.00
Return on Equity (ROE)	-0.81	2.92	0.00	2.17	3.38	0.00
Reinsurers (%)						
Retention Ratio	80.69	76.99	94.02	89.87	93.35	92.91
Incurred Claims Ratio (GB)	0.00	0.00	0.00	60.35	62.22	66.42
Commission Ratio	30.31	43.84	29.16	30.71	33.74	39.18
Management Expense Ratio	17.37	15.54	11.62	12.21	10.94	8.49
Combined Ratio	0.00	0.00	0.00	103.27	106.91	114.09
Shareholders' funds to Total Assets	49.15	48.33	56.43	59.60	60.84	59.40
Return on Assets (ROA)	2.91	1.28	0.00	1.85	1.90	0.00
Return on Equity (ROE)	5.25	1.50	0.00	2.23	2.25	0.00

Definition of the Ratios

Retention ratio = (Net premium / Gross premium)*100

Incurred claims ratio = (Incurred claims / Net earned premium)*100

Commission ratio (general) = (Commissions / Net earned premium)*100

Commission ratio (life) = (Commissions / Net premium)*100

Management expense ratio (general) = (Management expense / Net earned premium)*100

Management expense ratio (life)	= (Management expense / Net premium)*100
Combined ratio (general)	= (Incurred claims ratio + Commissions ratio + Management expense ratio)
Shareholders' funds to total assets	= (Shareholders' funds / Total assets)*100
Return on assets	= (Profit before tax/average total assets)*100
Return on equity	= (Profit after tax/average equity)*100

Statistical Appendices

Appendix 1: Summary of profit & loss accounts under general insurance business for the period ended 31.03.2016

Appendix 2: Summary of profit & loss accounts under long term insurance business for the period ended 31.03.2016

Appendix 3: Summary of long term insurance business gross premium income for the period ended 31.03.2016

Appendix 4: Summary of long term insurance business market share per class for the period ended 31.03.2016

Appendix 5: Summary of ordinary life business revenue accounts for the period ended 31.03.2016

Appendix 6: Summary of group life business revenue accounts for the period ended 31.03.2016

Appendix 7: Summary of pensions business revenue accounts for the period ended 31.03.2016

Appendix 8: Summary of combined life business revenue accounts for the period ended 31.03.2016

Appendix 9: Summary of gross premium income under general insurance business for the period ended 31.03.2016

Appendix 10: Summary of general insurance business market share per class for the period ended 31.03.2016

Appendix 11: Summary of claims paid under general insurance business for the period ended 31.03.2016

Appendix 12: Summary of claims incurred under general insurance business for the period ended 31.03.2016

Appendix 13: Summary of incurred claims ratios under general insurance business for the period ended 31.03.2016

Appendix 14: Summary of underwriting profits under general insurance business for the period ended 31.03.2016

Appendix 15: Summary of general insurance business revenue accounts for the period ended 31.03.2016

Appendix 16: Summary of long term insurance business balance sheets as at 31.03.2016

Appendix 17: Summary of general insurance business balance sheets as at 31.03.2016

APPENDIX 1: SUMMARY OF PROFIT & LOSS ACCOUNTS UNDER GENERAL INSURANCE BUSINESS FOR THE PERIOD ENDED 31.03.2016

Company	Profit Transferred from Revenue	Investment Income	Other Income	Total Income	Loss Transferred From Revenue	Management Expenses	Total Outgo	Profit / (Loss) Before Taxation	Provision for Taxation	Profit/(Loss) After Taxation	Unappropriated Profit/(Loss) BF	Transfer To Reserves	Other Appropriations	Dividend	Unappropriated Profit / (Loss) CF
INSURERS															
AAR INSURANCE KENYA	18,029	-	-	18,029	-	-	-	18,029	-	18,029	(220,600)	-	-	-	(202,571)
AFRICAN MERCHANT ASSURANCE	117,004	-	-	117,004	-	-	-	117,004	-	117,004	421,637	-	-	-	538,640
AIG INSURANCE COMPANY	31,036	64,870	-	95,905	-	-	-	95,905	-	95,905	1,262,927	-	-	-	1,358,833
ALLIANZ INSURANCE COMPANY	-	-	-	-	14,283	-	14,283	(14,283)	-	(14,283)	36,369	-	-	-	22,085
APA INSURANCE COMPANY	7,337	210,163	-	217,499	-	47,318	47,318	170,181	52,135	118,046	3,168,460	-	-	100,000	3,186,506
BRITAM GENERAL INSURANCE	352,125	-	-	352,125	-	-	-	352,125	19,052	333,073	(175,124)	-	-	-	157,949
CANNON ASSURANCE COMPANY	-	(41,282)	-	(41,282)	24,905	-	24,905	(66,187)	-	(66,187)	470,770	-	-	-	404,582
CIC GENERAL INSURANCE COMPANY	46,723	-	-	46,723	-	-	-	46,723	-	46,723	2,563,706	-	-	-	2,610,428
CORPORATE INSURANCE COMPANY	25,729	-	-	25,729	-	-	-	25,729	-	25,729	504,342	-	-	-	530,071
DIRECTLINE ASSURANCE COMPANY	-	43,284	1,557	44,842	28,963	8,195	49,593	(4,751)	13,453	(18,204)	586,047	-	-	-	567,843
FIDELITY SHIELD INSURANCE	-	64,661	-	64,661	47,300	14,153	78,544	(13,884)	-	(13,884)	400,963	-	-	-	387,079
FIRST ASSURANCE COMPANY	72,290	83,133	-	155,422	-	-	-	155,422	46,627	108,796	1,351,946	-	-	-	1,460,741
GA INSURANCE COMPANY	284,706	-	-	284,706	-	-	-	284,706	93,945	190,761	1,044,092	25,887	-	-	1,208,965
GATEWAY INSURANCE COMPANY	6,059	-	-	6,059	-	-	-	6,059	-	6,059	(237,501)	-	-	-	(231,442)
GEMINIA INSURANCE COMPANY	2,108	-	-	2,108	-	-	-	2,108	-	2,108	603,611	-	-	-	605,719
HERITAGE INSURANCE COMPANY	243,659	-	-	243,659	-	4,047	4,047	239,613	71,233	168,379	1,586,487	-	-	-	1,754,866
ICEA LION GENERAL INSURANCE	81,597	177,967	-	259,564	-	41,131	48,725	210,839	67,340	143,499	1,975,670	-	-	-	2,119,169
INTRA-AFRICA ASSURANCE	9,279	5,964	6,784	22,027	-	225	1,906	20,121	6,036	14,085	67,724	-	-	-	81,808
INVESCO ASSURANCE COMPANY	-	10,091	10	10,101	35,594	-	41,994	(31,893)	(9,568)	(22,325)	(1,254,908)	-	-	-	(1,277,233)
JUBILEE INSURANCE COMPANY	-	-	-	-	89,852	-	89,852	(89,852)	-	(89,852)	3,965,149	-	695,432	-	3,179,865
KENINDIA ASSURANCE COMPANY	-	-	436	436	64,007	2,614	80,723	(80,287)	(24,086)	(56,201)	1,624,603	-	-	-	1,568,402
KENYA ORIENT INSURANCE	50,662	-	2,156	52,818	-	26,064	26,064	26,754	-	26,754	94,617	-	-	-	121,371
MADISON INSURANCE COMPANY	-	17,109	-	17,109	238,714	-	238,714	(221,606)	66,482	(288,087)	726,011	-	-	-	437,924
MAYFAIR INSURANCE COMPANY	112,872	40,882	6,872	160,626	-	947	7,021	153,605	46,082	107,524	-	-	-	-	107,524
OCCIDENTAL INSURANCE COMPANY	301,477	-	2	301,478	-	8,757	9,124	292,355	87,706	204,648	278,594	-	-	-	483,242
PACIS INSURANCE COMPANY	-	-	-	-	65,467	1,704	67,171	(67,171)	(19,640)	(47,531)	-	-	-	-	(47,531)
PHOENIX OF EAST AFRICA	-	53,459	-	53,459	23,533	5,673	29,205	24,254	-	24,254	-	-	-	-	24,254
RESOLUTION INSURANCE COMPANY	15,411	18,937	-	34,348	-	-	-	34,348	-	34,348	(389,968)	-	-	-	(355,620)
SAHAM INSURANCE COMPANY	17,054	-	-	17,054	-	-	-	17,054	5,116	11,938	167,050	-	-	14,965	164,023
TAKAFUL INSURANCE OF AFRICA	62,659	17,093	3,862	83,614	-	-	-	83,614	967	82,647	(124,206)	-	-	-	(41,559)
TAUSI ASSURANCE COMPANY	11,416	45,512	7,090	64,018	-	917	3,264	60,755	18,226	42,528	257,984	-	-	-	300,512
THE KENYAN ALLIANCE INSURANCE	25,572	-	-	25,572	-	-	-	25,572	7,672	17,901	1,164,110	-	-	-	1,182,011
THE MONARCH INSURANCE	1,092	2,270	-	3,362	-	204	6,846	(3,484)	-	(3,484)	61,735	-	-	-	58,251
TRIDENT INSURANCE COMPANY	3,182	13,245	5,084	21,510	-	16,946	16,946	4,564	-	4,564	1,479,454	-	-	-	1,484,018
UAP INSURANCE COMPANY	22,686	270,084	-	292,771	-	101,596	101,596	191,174	57,350	133,824	5,336,622	-	-	-	5,470,446
XPLICO INSURANCE COMPANY	-	5,706	-	5,706	89,105	-	89,105	(83,399)	-	(83,399)	66,056	-	-	-	(17,344)
TOTAL	1,921,764	1,103,148	33,853	3,058,762	721,723	280,491	1,076,946	1,981,816	606,128	1,375,689	28,864,429	25,887	695,432	114,965	29,403,827
REINSURERS															
CONTINENTAL REINSURANCE	40,770	-	-	40,770	-	-	-	40,770	12,231	28,539	152,026	1,669	-	-	178,896
EAST AFRICA REINSURANCE	132,373	-	(12,919)	119,454	-	-	10,910	108,544	32,563	75,981	1,127,482	(32,674)	-	60,000	1,176,136
KENYA REINSURANCE CORPORATION	497,846	10,714	-	508,561	-	-	-	508,561	134,856	373,704	15,760,396	-	-	-	16,134,100
TOTAL	670,989	10,714	(12,919)	668,785	-	-	10,910	657,875	179,650	478,224	17,039,904	(31,005)	-	60,000	17,489,132
GRAND TOTAL	2,592,753	1,113,862	20,934	3,727,547	721,723	280,491	1,087,856	2,639,691	785,778	1,853,913	45,904,333	(5,118)	695,432	174,965	46,892,959

Amounts in Thousand Shillings

APPENDIX 2: SUMMARY OF PROFIT & LOSS ACCOUNTS UNDER LONG TERM INSURANCE BUSINESS FOR THE PERIOD ENDED 31.03.2016

Company	Profit Transferred from Revenue	Investment Income	Other Income	Total Income	Loss Transferred From Revenue	Management Expenses	Total Outgo	Profit / (Loss) Before Taxation	Provision for Taxation	Profit/(Loss) After Taxation	Unappropriated Profit/(Loss) BF	Transfer To Reserves	Other Appropriations	Dividend	Unappropriated Profit / (Loss) CF
INSURERS															
APA LIFE ASSURANCE COMPANY	11,152	-	(3,478)	7,674	-	-	3,049	4,625	2,431	2,194	-	-	-	-	2,194
BARCLAYS LIFE ASSURANCE KENYA	-	31,879	-	31,879	241,333	-	241,333	(209,454)	-	(209,454)	-	-	-	-	(209,454)
BRITAM LIFE INSURANCE COMPANY	221,508	4,559	-	226,067	-	-	-	226,067	1,368	224,699	-	-	-	-	224,699
CANNON ASSURANCE COMPANY	-	-	-	-	-	-	-	-	1,467	(1,467)	427,207	-	-	-	427,207
CAPEX LIFE ASSURANCE COMPANY	-	-	(4,500)	(4,500)	-	-	-	(4,500)	-	(4,500)	42,471	-	-	-	37,971
CIC LIFE ASSURANCE COMPANY	-	-	-	-	278,093	-	278,093	(278,093)	-	(278,093)	-	-	-	-	(278,093)
CORPORATE INSURANCE COMPANY	-	-	24,578	24,578	-	-	-	24,578	-	24,578	65,761	-	-	-	90,339
FIRST ASSURANCE COMPANY	-	-	-	-	-	-	-	-	3,780	(3,780)	-	(3,780)	-	-	-
GA LIFE ASSURANCE LIMITED	-	2,064	-	2,064	-	-	-	2,064	619	1,445	-	-	-	-	1,445
GEMINIA INSURANCE COMPANY	-	-	-	-	-	-	-	-	-	-	-	-	-	-	-
ICEA LION LIFE ASSURANCE	67,760	31,475	-	99,235	-	5	5	99,230	9,239	89,990	2,000,989	-	-	200,000	1,890,980
JUBILEE INSURANCE COMPANY	122,257	-	-	122,257	-	-	-	122,257	36,677	85,580	-	-	-	-	85,580
KENINDIA ASSURANCE COMPANY	15,000	-	-	15,000	-	-	-	15,000	-	15,000	81,555	-	-	-	96,555
KENYA ORIENT LIFE ASSURANCE	11,062	-	-	11,062	-	-	-	11,062	-	11,062	(19,377)	-	-	-	(8,315)
LIBERTY LIFE ASSURANCE KENYA	90,559	-	-	90,559	-	-	-	90,559	12,367	78,192	(341,630)	-	-	-	(263,438)
MADISON INSURANCE COMPANY	-	-	-	-	17,092	-	17,092	(17,092)	-	(17,092)	62,000	(17,092)	-	-	62,000
METROPOLITAN CANNON	3,405	-	-	3,405	-	-	-	3,405	2,519	886	(842,442)	-	-	-	(841,557)
OLD MUTUAL ASSURANCE	-	26,927	-	26,927	166,724	1,872	168,596	(141,669)	-	(141,669)	(997,673)	-	-	-	(1,139,343)
PAN AFRICA INSURANCE COMPANY	1,789,709	-	-	1,789,709	1,768,894	-	1,768,894	20,815	10,866	9,949	-	-	-	-	9,949
PIONEER ASSURANCE COMPANY	-	-	-	-	66,650	-	66,650	(66,650)	(19,995)	(46,655)	301,690	-	-	-	255,035
PRUDENTIAL LIFE ASSURANCE	-	-	-	-	86,056	-	86,056	(86,056)	8,073	(94,129)	(446,598)	-	-	-	(540,727)
SAHAM INSURANCE COMPANY	-	-	-	-	-	-	-	-	-	-	893	-	-	-	893
TAKAFUL INSURANCE OF AFRICA	32,589	-	-	32,589	-	62,523	62,523	(29,934)	-	(29,934)	-	-	-	-	(29,934)
THE KENYAN ALLIANCE INSURANCE	-	-	-	-	-	-	-	-	-	-	18,282	-	-	-	18,282
THE MONARCH INSURANCE	-	-	-	-	5,518	-	5,518	(5,518)	-	(5,518)	37,927	-	-	-	32,409
UAP LIFE ASSURANCE COMPANY	2,477	-	-	2,477	-	-	-	2,477	-	2,477	-	-	-	-	2,477
TOTAL	2,367,478	96,904	16,600	2,480,982	2,630,360	64,400	2,697,809	(216,827)	69,411	(286,239)	391,055	(20,872)	-	200,000	(74,313)
REINSURERS															
CONTINENTAL REINSURANCE	22,846	-	-	22,846	-	-	-	22,846	6,854	15,992	87,316	103,208	-	-	101
EAST AFRICAN REINSURANCE	29,488	41,434	1,285	72,207	-	-	664	71,543	11,518	60,026	366,086	32,216	9,665	-	384,231
KENYA REINSURANCE	137,370	-	-	137,370	-	-	-	137,370	9,638	127,732	2,994,521	-	-	-	3,122,253
TOTAL	189,704	41,434	1,285	232,423	-	-	664	231,759	28,010	203,750	3,447,923	135,424	9,665	-	3,506,585
GRAND TOTAL	2,557,182	138,338	17,885	2,713,405	2,630,360	64,400	2,698,473	14,932	97,421	(82,489)	3,838,978	114,552	9,665	200,000	3,432,272

Amounts in Thousand Shillings

APPENDIX 3: SUMMARY OF LONG TERM INSURANCE BUSINESS GROSS PREMIUM INCOME FOR THE PERIOD ENDED 31.03.2016

Company	Life Assurances	Annuities	Personal Pensions	Group Life	Group Credit	Permanent Health	Unit Linked & Linked Investments	Non-linked Investments	Deposit Administration	Total	Market Share (%)
INSURERS											
APA LIFE ASSURANCE COMPANY	14,641	814	-	279,113	38,134	-	77	-	100,842	433,620	2.50
BARCLAYS LIFE	16,329	-	-	9,556	204,298	-	-	-	-	230,183	1.33
BRITISH AMERICAN INSURANCE	1,630,911	12,581	-	501,308	452,504	-	-	-	987,047	3,584,351	20.66
CANNON ASSURANCE COMPANY	25,771	-	-	3,395	2,789	-	-	-	-	31,955	0.18
CAPEX LIFE ASSURANCE COMPANY	1,607	-	-	8,365	-	-	-	-	-	9,972	0.06
CIC LIFE ASSURANCE COMPANY	176,807	98,223	-	159,223	804,232	-	-	-	49,546	1,288,030	7.42
CORPORATE INSURANCE COMPANY	76,837	-	-	-	-	-	-	-	-	76,837	0.44
FIRST ASSURANCE COMPANY	-	-	-	24,391	6,984	-	-	-	-	31,375	0.18
GA LIFE ASSURANCE COMPANY	-	-	-	12,076	535	-	-	-	371,470	384,081	2.21
GEMINIA INSURANCE COMPANY	6,988	-	-	13,736	-	-	-	-	-	20,724	0.12
ICEA LION LIFE ASSURANCE	460,937	443,239	381,242	223,221	82,904	-	13,483	-	810,771	2,415,797	13.92
JUBILEE INSURANCE COMPANY	577,777	42,315	295,235	463,430	-	-	-	-	1,023,097	2,401,855	13.84
KENINDIA ASSURANCE COMPANY	212,414	-	-	40,407	-	-	-	-	470,176	722,997	4.17
KENYA ORIENT LIFE ASSURANCE	12,823	-	-	27,351	74,909	-	-	-	-	115,083	0.66
LIBERTY LIFE ASSURANCE COMPANY	100,135	1,571	-	197,654	-	-	445,082	-	296,458	1,040,899	6.00
MADISON INSURANCE COMPANY	225,383	339,652	17,080	8,120	24,686	-	9,376	-	46,408	670,705	3.87
METROPOLITAN INSURANCE	9,409	-	-	85,135	55	-	-	-	-	94,598	0.55
OLD MUTUAL LIFE ASSURANCE	131,756	-	-	41,060	-	-	279,235	-	-	452,051	2.61
PAN AFRICA INSURANCE COMPANY	356,061	382,472	-	131,584	178,955	-	271,368	-	62,042	1,382,482	7.97
PIONEER ASSURANCE COMPANY	162,910	-	-	628,566	-	-	-	-	39,715	831,191	4.79
PRUDENTIAL LIFE ASSURANCE	35,780	-	-	5,172	947	-	-	-	-	41,898	0.24
SAHAM ASSURANCE	9,952	-	-	48,071	187	-	-	-	36,453	94,664	0.55
TAKAFUL INSURANCE OF AFRICA	-	-	-	-	34,525	-	-	-	-	34,525	0.20
THE KENYAN ALLIANCE INSURANCE	2,965	42,784	9,702	91,812	151	-	-	353	62,459	210,227	1.21
THE MONARCH INSURANCE	3,996	-	-	2,118	-	-	-	-	-	6,114	0.04
UAP LIFE ASSURANCE COMPANY	84,415	-	-	435,200	-	-	22,567	-	201,360	743,542	4.29
TOTAL	4,336,604	1,363,651	703,259	3,440,064	1,906,795	-	1,041,188	353	4,557,844	17,349,756	100.00
REINSURERS											
CONTINENTAL REINSURANCE	526	-	-	17,702	-	-	-	-	-	18,228	3.01
EAST AFRICAN REINSURANCE	19,096	-	-	320,231	-	-	-	-	-	339,327	56.04
KENYA REINSURANCE CORPORATION	24,792	-	-	223,127	-	-	-	-	-	247,918	40.95
TOTAL	44,414	-	-	561,060	-	-	-	-	-	605,473	100.00

Amounts in Thousand Shillings

APPENDIX 4: SUMMARY OF LONG TERM INSURANCE BUSINESS MARKET SHARE PER CLASS FOR THE PERIOD ENDED 31.03.2016

Company	Life Assurances	Annuities	Personal Pensions	Group Life	Group Credit	Permanent Health	Unit Linked & Linked Investments	Non-linked Investments	Deposit Administration	Total
INSURERS										
APA LIFE ASSURANCE COMPANY	0.34	0.06	-	8.11	2.00	0	0.01	-	2.21	2.50
BARCLAYS LIFE	0.38	-	-	0.28	10.71	0	-	-	-	1.33
BRITISH AMERICAN INSURANCE	37.61	0.92	-	14.57	23.73	0	-	-	21.66	20.66
CANNON ASSURANCE COMPANY	0.59	-	-	0.10	0.15	0	-	-	-	0.18
CAPEX LIFE ASSURANCE COMPANY	0.04	-	-	0.24	-	0	-	-	-	0.06
CIC LIFE ASSURANCE COMPANY	4.08	7.20	-	4.63	42.18	0	-	-	1.09	7.42
CORPORATE INSURANCE COMPANY	1.77	-	-	-	-	0	-	-	-	0.44
FIRST ASSURANCE COMPANY	-	-	-	0.71	0.37	0	-	-	-	0.18
GA LIFE ASSURANCE COMPANY	-	-	-	0.35	0.03	0	-	-	8.15	2.21
GEMINIA INSURANCE COMPANY	0.16	-	-	0.40	-	0	-	-	-	0.12
ICEA LION LIFE ASSURANCE	10.63	32.50	54.21	6.49	4.35	0	1.29	-	17.79	13.92
JUBILEE INSURANCE COMPANY	13.32	3.10	41.98	13.47	-	0	-	-	22.45	13.84
KENINDIA ASSURANCE COMPANY	4.90	-	-	1.17	-	0	-	-	10.32	4.17
KENYA ORIENT LIFE ASSURANCE	0.30	-	-	0.80	3.93	0	-	-	-	0.66
LIBERTY LIFE ASSURANCE COMPANY	2.31	0.12	-	5.75	-	0	42.75	-	6.50	6.00
MADISON INSURANCE COMPANY	5.20	24.91	2.43	0.24	1.29	0	0.90	-	1.02	3.87
METROPOLITAN INSURANCE	0.22	-	-	2.47	0.00	0	-	-	-	0.55
OLD MUTUAL LIFE ASSURANCE	3.04	-	-	1.19	-	0	26.82	-	-	2.61
PAN AFRICA INSURANCE COMPANY	8.21	28.05	-	3.83	9.39	0	26.06	-	1.36	7.97
PIONEER ASSURANCE COMPANY	3.76	-	-	18.27	-	0	-	-	0.87	4.79
PRUDENTIAL LIFE ASSURANCE	0.83	-	-	0.15	0.05	0	-	-	-	0.24
SAHAM ASSURANCE	0.23	-	-	1.40	0.01	0	-	-	0.80	0.55
TAKAFUL INSURANCE OF AFRICA	-	-	-	-	1.81	0	-	-	-	0.20
THE KENYAN ALLIANCE INSURANCE	0.07	3.14	1.38	2.67	0.01	0	-	100.00	1.37	1.21
THE MONARCH INSURANCE	0.09	-	-	0.06	-	0	-	-	-	0.04
UAP LIFE ASSURANCE COMPANY	1.95	-	-	12.65	-	0	2.17	-	4.42	4.29
TOTAL	100.00	100.00	100.00	100.00	100.00	0	100.00	100.00	100.00	100.00
REINSURERS										
CONTINENTAL REINSURANCE	1.18	0	0	3.16	0	0	0	0	0	3.01
EAST AFRICAN REINSURANCE	43.00	0	0	57.08	0	0	0	0	0	56.04
KENYA REINSURANCE CORPORATION	55.82	0	0	39.77	0	0	0	0	0	40.95
TOTAL	100.00	0	0	100.00	0	0	0	0	0	100.00

APPENDIX 5: SUMMARY OF ORDINARY LIFE BUSINESS REVENUE ACCOUNTS FOR THE PERIOD ENDED 31.03.2016

Company	Life Fund BF	Gross Premium	Net Premium	Other (Fee) Income	Total Benefits	Claims	Surrenders	Bonuses Paid	Annuities Paid	Net Commissions	Expense of Management	Investment Income	Investment Expenses	Transfer To (From) P & L	Life Fund CF
INSURERS															
APA LIFE ASSURANCE COMPANY	196,922	15,532	15,472	-	17,207	2,529	-	-	14,678	4,824	18,032	9,623	795	-	181,159
BARCLAYS LIFE	-	16,329	16,329	-	682	682	-	-	-	3,266	51,285	-	-	-	(38,904)
BRITISH AMERICAN INSURANCE	23,808,192	1,643,492	1,614,386	-	728,007	197,941	193,239	300,572	36,255	385,098	246,770	551,161	-	-	24,613,863
CANNON ASSURANCE COMPANY	899,976	25,771	25,624	-	25,169	25,169	-	-	-	1,853	22,959	19,930	-	-	895,548
CAPEX LIFE ASSURANCE COMPANY	94,252	1,607	1,607	-	837	837	-	-	-	971	10,343	867	-	-	84,574
CIC LIFE ASSURANCE COMPANY	185,661	275,030	274,532	-	114,834	114,834	-	-	-	23,057	35,669	(6,938)	-	-	279,695
CORPORATE INSURANCE COMPANY	546,535	76,837	76,837	-	39,151	39,151	-	-	-	20,664	5,753	13,308	-	-	571,113
FIRST ASSURANCE COMPANY	-	-	-	-	-	-	-	-	-	-	-	-	-	-	-
GA LIFE ASSURANCE COMPANY	-	-	-	-	-	-	-	-	-	-	-	-	-	-	-
GEMINIA INSURANCE COMPANY	286,542	6,988	6,988	-	664	636	28	-	-	1,382	395	3,000	-	-	294,090
ICEA LION LIFE ASSURANCE	10,907,993	917,659	909,501	-	543,723	349,952	36,386	-	157,385	104,606	124,454	346,817	-	53,272	11,338,260
JUBILEE INSURANCE COMPANY	10,227,318	620,092	618,842	-	337,631	116,817	220,814	-	-	227,652	107,374	236,868	2,438	-	10,407,933
KENINDIA ASSURANCE COMPANY	4,866,999	212,414	212,414	-	89,641	89,641	-	-	-	15,320	45,636	157,825	-	7,500	5,079,142
KENYA ORIENT LIFE ASSURANCE	1,326	12,823	12,809	-	-	-	-	-	-	4,774	4,648	1,585	-	-	6,299
LIBERTY LIFE ASSURANCE COMPANY	9,541,459	546,788	537,255	-	293,710	293,710	-	-	-	44,774	191,555	312,797	-	-	9,861,472
MADISON INSURANCE COMPANY	4,571,219	574,411	574,411	-	138,239	138,239	-	-	-	46,085	105,088	29,932	-	-	4,886,148
METROPOLITAN INSURANCE	258,288	9,409	9,366	-	5,250	21	5,229	-	-	375	13,001	7,385	-	1,362	255,052
OLD MUTUAL LIFE ASSURANCE	9,452,988	410,991	402,175	104,089	506,204	74,900	430,856	-	448	50,863	211,202	252,967	21,576	(176,429)	9,598,801
PAN AFRICA INSURANCE COMPANY	-	1,009,901	1,001,185	-	608,123	365,463	35,477	-	207,183	151,734	134,031	569,591	14,157	-	662,734
PIONEER ASSURANCE COMPANY	544,998	162,910	162,907	-	128,835	119,960	8,875	-	-	29,285	50,287	6,148	-	-	505,646
PRUDENTIAL LIFE ASSURANCE	(373,749)	35,780	35,780	-	17,123	17,123	-	-	-	14,948	73,024	2,603	108	-	(440,571)
SAHAM ASSURANCE	197,828	9,952	9,492	-	5,048	5,014	-	-	34	1,863	3,674	10,683	-	-	207,418
TAKAFUL INSURANCE OF AFRICA	-	-	-	-	-	-	-	-	-	-	-	-	-	-	-
THE KENYAN ALLIANCE INSURANCE	564,890	46,102	46,102	-	3,263	3,263	-	-	-	702	4,293	9,301	-	-	612,037
THE MONARCH INSURANCE	4,848	3,996	3,986	-	-	-	-	-	-	1,174	2,658	-	-	-	5,001
UAP LIFE ASSURANCE COMPANY	2,464,932	106,982	106,982	-	83,226	15,103	27,450	226	40,447	16,314	90,400	96,437	7,811	-	2,470,599
TOTAL	79,249,417	6,741,796	6,674,982	104,089	3,686,567	1,970,985	958,354	300,798	456,430	1,151,584	1,552,531	2,631,890	46,885	(114,295)	82,337,109
REINSURERS															
CONTINENTAL REINSURANCE	1,017	526	447	-	-	45	-	-	-	183	40	539	6	-	1,730
EAST AFRICAN REINSURANCE	850	19,096	14,805	-	-	-	-	-	-	3,683	1,763	1,706	49	1,933	9,933
KENYA REINSURANCE CORPORATION	1,195,313	24,792	21,794	-	13,321	13,321	-	-	-	8,359	3,945	17,568	-	-	1,209,050
TOTAL	1,197,180	44,414	37,046	-	13,321	13,366	-	-	-	12,225	5,748	19,813	55	1,933	1,220,713

Amounts in Thousand Shillings

APPENDIX 6: SUMMARY OF GROUP LIFE BUSINESS REVENUE ACCOUNTS FOR THE PERIOD ENDED 31.03.2016

Company	Life Fund BF	Gross Premium	Net Premium	Other (Fee) Income	Total Benefits	Claims	Surrenders	Bonuses Paid	Annuities Paid	Net Commissions	Expense of Management	Investment Income	Investment Expenses	Transfer To (From) P & L	Life Fund CF	
INSURERS																
APA LIFE ASSURANCE COMPANY	540,834	317,247	123,786	-	27,317	27,317	-	-	-	3,997	20,793	15,406	257	-	627,660	
BARCLAYS LIFE	-	213,854	213,854	-	38,901	38,901	-	-	-	66,649	25,210	-	-	-	83,095	
BRITISH AMERICAN INSURANCE	1,676,108	953,812	768,437	-	187,301	187,301	-	-	-	10,669	103,127	81,077	-	-	2,224,524	
CANNON ASSURANCE COMPANY	101,930	6,184	3,958	-	1,322	1,322	-	-	-	(10)	980	831	-	-	104,428	
CAPEX LIFE ASSURANCE COMPANY	-	8,365	8,365	-	-	-	-	-	-	-	-	-	-	-	8,365	
CIC LIFE ASSURANCE COMPANY	880,893	963,455	559,107	-	845,202	845,202	-	-	-	(36,068)	201,816	81,931	-	(10,866)	521,848	
CORPORATE INSURANCE COMPANY	10,038	-	-	-	-	-	-	-	-	-	-	-	-	-	10,038	
FIRST ASSURANCE COMPANY	307,139	31,375	9,267	-	2,264	2,264	-	-	-	(2,696)	2,769	7,369	-	-	321,438	
GA LIFE ASSURANCE COMPANY	1,181	12,611	884	-	-	-	-	-	-	(2,507)	2,094	581	-	-	3,062	
GEMINIA INSURANCE COMPANY	138,095	13,736	13,736	-	2,142	2,142	-	-	-	1,103	776	5,824	-	-	153,633	
ICEA LION LIFE ASSURANCE	380,023	306,125	212,758	-	45,684	45,684	-	-	-	11,957	51,121	12,566	-	4,809	491,775	
JUBILEE INSURANCE COMPANY	214,173	463,430	294,965	-	154,953	154,953	-	-	-	58,873	33,581	19,167	115	27,962	252,822	
KENINDIA ASSURANCE COMPANY	86,607	40,407	24,901	-	5,351	5,351	-	-	-	2,992	467	2,428	-	7,500	97,627	
KENYA ORIENT LIFE ASSURANCE	282,019	102,260	78,710	-	12,672	12,672	-	-	-	1,804	37,069	12,642	-	-	321,826	
LIBERTY LIFE ASSURANCE COMPANY	405,446	197,654	121,329	-	82,925	82,925	-	-	-	11,243	30,827	17,210	-	-	418,991	
MADISON INSURANCE COMPANY	54,023	32,806	30,848	-	91,742	91,742	-	-	-	12,104	14,129	428	-	-	(32,677)	
METROPOLITAN INSURANCE	332,246	85,190	37,446	-	22,786	22,786	-	-	-	957	19,502	11,078	-	2,043	335,482	
OLD MUTUAL LIFE ASSURANCE	74,001	41,060	20,266	-	19,015	19,015	-	-	-	4,147	32,947	8,895	134	10,146	36,773	
PAN AFRICA INSURANCE COMPANY	-	310,539	223,284	-	197,917	197,917	-	-	-	12,259	14,851	9,692	-	-	7,950	
PIONEER ASSURANCE COMPANY	1,396,187	628,566	370,854	-	971,222	971,222	-	-	-	11,809	33,525	24,590	-	-	775,075	
PRUDENTIAL LIFE ASSURANCE	(10,771)	6,119	1,457	-	-	-	-	-	-	-	12,603	887	-	-	(21,029)	
SAHAM ASSURANCE	27,579	48,258	22,753	-	(198)	(198)	-	-	-	2,711	8,806	2,130	-	-	41,142	
TAKAFUL INSURANCE OF AFRICA	-	34,525	34,358	-	-	-	-	-	-	-	1,769	-	-	-	32,589	
THE KENYAN ALLIANCE INSURANCE	204,384	91,963	38,407	-	3,637	3,637	-	-	-	(6,592)	8,562	18,554	-	-	255,738	
THE MONARCH INSURANCE	13,408	2,118	27	-	1,441	1,441	-	-	-	(365)	4,282	-	-	-	8,078	
UAP LIFE ASSURANCE COMPANY	2,110,282	435,200	262,642	-	117,866	117,866	-	-	-	(427)	47,438	41,336	(10,227)	-	2,259,610	
TOTAL	9,225,825	5,346,859	3,476,399	-	2,831,462	2,831,462	-	-	-	164,609	709,044	374,622	-	9,721	41,594	9,339,863
REINSURERS																
CONTINENTAL REINSURANCE	65,243	17,702	15,047	-	4,019	5,523	-	-	-	3,332	1,309	17,443	192	-	87,376	
EAST AFRICAN REINSURANCE	365,236	320,231	240,338	-	118,896	141,141	-	-	-	57,307	42,322	40,947	1,170	30,283	374,298	
KENYA REINSURANCE CORPORATION	5,344,502	223,127	196,142	-	119,885	119,885	-	-	-	75,234	35,504	158,114	-	-	5,468,135	
TOTAL	5,774,981	561,060	451,527	-	242,800	266,549	-	-	-	135,873	79,135	216,504	1,362	30,283	5,929,809	

Amounts in Thousand Shillings

APPENDIX 7: SUMMARY OF PENSIONS BUSINESS REVENUE ACCOUNTS FOR THE PERIOD ENDED 31.03.2016															
Company	Life Fund BF	Gross Premium	Net Premium	Other (Fee) Income	Total Benefits	Claims	Surrenders	Bonuses Paid	Annuities Paid	Net Commissions	Expense of Management	Investment Income	Investment Expenses	Transfer To (From) P & L	Life Fund CF
INSURERS															
APA LIFE ASSURANCE COMPANY	2,248,279	100,842	100,842	-	99,026	-	99,026	-	-	2,729	4,856	37,560	1,973	-	2,278,097
BARCLAYS LIFE	-	-	-	-	-	-	-	-	-	-	-	-	-	-	-
BRITISH AMERICAN INSURANCE	14,964,028	987,047	987,047	-	401,030	401,030	-	-	-	8,994	18,416	475,547	-	-	15,998,182
CANNON ASSURANCE COMPANY	-	-	-	-	335	335	-	-	-	-	-	-	-	-	(335)
CAPEX LIFE ASSURANCE COMPANY	-	-	-	-	-	-	-	-	-	-	-	-	-	-	-
CIC LIFE ASSURANCE COMPANY	(26,743)	49,546	49,546	-	-	-	-	-	-	(1,413)	3,629	-	-	-	20,586
CORPORATE INSURANCE COMPANY	6,445	-	-	-	-	-	-	-	-	-	-	-	-	-	6,445
FIRST ASSURANCE COMPANY	-	-	-	-	-	-	-	-	-	-	-	-	-	-	-
GA LIFE ASSURANCE COMPANY	2,316,107	371,470	371,470	-	16,900	16,900	-	-	-	723	1,888	57,862	-	-	2,725,927
GEMINIA INSURANCE COMPANY	-	-	-	-	-	-	-	-	-	-	-	-	-	-	-
ICEA LION LIFE ASSURANCE	30,417,618	1,192,013	1,192,013	-	-	-	-	-	-	20,644	47,800	1,006,144	-	38,720	32,508,610
JUBILEE INSURANCE COMPANY	30,162,584	1,318,332	1,318,332	-	846,074	-	846,074	-	-	9,294	49,036	1,416,355	8,682	94,296	31,889,890
KENINDIA ASSURANCE COMPANY	16,990,526	470,176	470,176	-	689,689	689,689	-	-	-	6,300	18,221	476,318	-	-	17,222,810
KENYA ORIENT LIFE ASSURANCE	-	-	-	-	-	-	-	-	-	-	-	-	-	-	-
LIBERTY LIFE ASSURANCE COMPANY	11,504,349	296,458	296,458	-	610,915	610,915	-	-	-	2,269	86,412	258,121	-	-	11,359,333
MADISON INSURANCE COMPANY	2,913,502	63,488	63,488	-	67,066	67,066	-	-	-	1,312	3,701	38,128	-	-	2,943,040
METROPOLITAN INSURANCE	-	-	-	-	-	-	-	-	-	-	-	-	-	-	-
OLD MUTUAL LIFE ASSURANCE	13,678	-	-	-	-	-	-	-	-	-	-	167	35	(440)	14,250
PAN AFRICA INSURANCE COMPANY	-	62,042	62,042	-	-	-	-	-	-	173	4,557	45,506	2,616	-	100,202
PIONEER ASSURANCE COMPANY	81,665	39,715	39,715	-	-	-	-	-	-	-	-	-	-	-	121,379
PRUDENTIAL LIFE ASSURANCE	-	-	-	-	-	-	-	-	-	-	-	-	-	-	-
SAHAM ASSURANCE	743,400	36,453	36,453	-	35,348	35,348	-	-	-	-	6,720	21,776	-	-	759,561
TAKAFUL INSURANCE OF AFRICA	-	-	-	-	-	-	-	-	-	-	-	-	-	-	-
THE KENYAN ALLIANCE INSURANCE	427,609	72,161	72,161	-	27,577	27,577	-	-	-	1,156	6,718	14,558	-	-	478,877
THE MONARCH INSURANCE	14,353	-	-	-	-	-	-	-	-	-	341	-	-	-	14,012
UAP LIFE ASSURANCE COMPANY	4,248,722	201,360	201,360	-	125,799	125,799	-	-	-	2,080	-	92,995	2,416	-	4,412,782
TOTAL	117,026,122	5,261,103	5,261,103	-	2,919,759	1,974,659	945,100	-	-	54,261	252,295	3,941,037	15,722	132,576	122,853,648
REINSURERS															
CONTINENTAL REINSURANCE	-	-	-	-	-	-	-	-	-	-	-	-	-	-	-
EAST AFRICAN REINSURANCE	-	-	-	-	-	-	-	-	-	-	-	-	-	-	-
KENYA REINSURANCE CORPORATION	-	-	-	-	-	-	-	-	-	-	-	-	-	-	-
TOTAL	-	-	-	-	-	-	-	-	-	-	-	-	-	-	-

Amounts in Thousand Shillings

APPENDIX 8: SUMMARY OF COMBINED LIFE BUSINESS REVENUE ACCOUNTS FOR THE PERIOD ENDED 31.03.2016

Company	Life Fund BF	Gross Premium	Net Premium	Other (Fee) Income	Total Benefits	Claims	Surrenders	Bonuses Paid	Annuities Paid	Net Commissions	Expense of Management	Investment Income	Investment Expenses	Transfer To (From) P & L	Life Fund CF
INSURERS															
APA LIFE ASSURANCE COMPANY	2,986,035	433,621	240,100	-	143,550	29,846	99,026	-	14,678	11,550	43,681	62,589	3,025	-	3,086,916
BARCLAYS LIFE	-	230,183	230,183	-	39,583	39,583	-	-	-	69,915	76,495	-	-	-	44,191
BRITISH AMERICAN INSURANCE	40,448,328	3,584,351	3,369,870	-	1,316,338	786,272	193,239	300,572	36,255	404,761	368,313	1,107,785	-	-	42,836,569
CANNON ASSURANCE COMPANY	1,001,906	31,955	29,582	-	26,826	26,826	-	-	-	1,843	23,939	20,761	-	-	999,641
CAPEX LIFE ASSURANCE	94,252	9,972	9,972	-	837	837	-	-	-	971	10,343	867	-	-	92,939
CIC LIFE ASSURANCE COMPANY	1,039,811	1,288,031	883,185	-	960,036	960,036	-	-	-	(14,424)	241,114	74,993	-	(10,866)	822,129
CORPORATE INSURANCE	563,018	76,837	76,837	-	39,151	39,151	-	-	-	20,664	5,753	13,308	-	-	587,596
FIRST ASSURANCE COMPANY	307,139	31,375	9,267	-	2,264	2,264	-	-	-	(2,696)	2,769	7,369	-	-	321,438
GA LIFE ASSURANCE COMPANY	2,317,288	384,081	372,354	-	16,900	16,900	-	-	-	(1,784)	3,982	58,443	-	-	2,728,989
GEMINIA INSURANCE COMPANY	424,637	20,724	20,724	-	2,806	2,778	28	-	-	2,485	1,171	8,824	-	-	447,723
ICEA LION LIFE ASSURANCE	41,705,634	2,415,797	2,314,272	-	589,407	395,636	36,386	-	157,385	137,207	223,375	1,365,527	-	96,801	44,338,645
JUBILEE INSURANCE COMPANY	40,604,075	2,401,854	2,232,139	-	1,338,658	271,770	1,066,888	-	-	295,819	189,991	1,672,390	11,235	122,258	42,550,645
KENINDIA ASSURANCE COMPANY	21,944,132	722,997	707,491	-	784,681	784,681	-	-	-	24,612	64,324	636,571	-	15,000	22,399,579
KENYA ORIENT LIFE ASSURANCE	283,345	115,083	91,519	-	12,672	12,672	-	-	-	6,578	41,717	14,227	-	-	328,125
LIBERTY LIFE ASSURANCE	21,451,254	1,040,900	955,042	-	987,550	987,550	-	-	-	58,286	308,794	588,128	-	-	21,639,796
MADISON INSURANCE COMPANY	7,538,744	670,705	668,747	-	297,047	297,047	-	-	-	59,501	122,918	68,488	-	-	7,796,511
METROPOLITAN INSURANCE	590,534	94,599	46,812	-	28,036	22,807	5,229	-	-	1,332	32,503	18,463	-	3,405	590,534
OLD MUTUAL LIFE ASSURANCE	9,540,667	452,051	422,441	104,089	525,219	93,915	430,856	-	448	55,010	244,149	262,029	21,745	(166,723)	9,649,824
PAN AFRICA LIFE INSURANCE	-	1,382,482	1,286,511	-	806,040	563,380	35,477	-	207,183	164,166	153,439	624,789	16,773	-	770,886
PIONEER ASSURANCE COMPANY	2,022,850	831,191	573,476	-	1,100,057	1,091,182	8,875	-	-	41,094	83,812	30,738	-	-	1,402,100
PRUDENTIAL LIFE ASSURANCE	(384,520)	41,899	37,237	-	17,123	17,123	-	-	-	14,948	85,627	3,490	108	-	(461,600)
SAHAM ASSURANCE	968,807	94,663	68,698	-	40,198	40,164	-	-	34	4,574	19,200	34,589	-	-	1,008,121
TAKAFUL INSURANCE OF AFRICA	-	34,525	34,358	-	-	-	-	-	-	-	1,769	-	-	-	32,589
THE KENYAN ALLIANCE	1,196,883	210,226	156,670	-	34,477	34,477	-	-	-	(4,734)	19,573	42,413	-	-	1,346,652
THE MONARCH INSURANCE	32,609	6,114	4,013	-	1,441	1,441	-	-	-	809	7,281	-	-	-	27,091
UAP LIFE ASSURANCE COMPANY	8,823,936	743,542	570,984	-	326,891	258,768	27,450	226	40,447	17,967	137,838	230,768	-	-	9,142,991
TOTAL	205,501,364	17,349,758	15,412,484	104,089	9,437,788	6,777,106	1,903,454	300,798	456,430	1,370,454	2,513,870	6,947,549	52,886	59,875	214,530,620
REINSURERS															
CONTINENTAL REINSURANCE	66,260	18,228	15,494	-	5,568	5,568	-	-	-	3,515	1,349	17,982	198	-	89,106
EAST AFRICAN REINSURANCE	366,086	339,327	255,143	-	141,141	141,141	-	-	-	60,990	44,085	42,653	1,219	32,216	384,231
KENYA REINSURANCE CORPORATION	6,539,815	247,919	217,936	-	133,206	133,206	-	-	-	83,593	39,449	175,682	-	-	6,677,185
TOTAL	6,972,161	605,474	488,573	-	279,915	279,915	-	-	-	148,098	84,883	236,317	1,417	32,216	7,150,522

Amounts in Thousand Shillings

APPENDIX 9: SUMMARY OF GROSS PREMIUM INCOME UNDER GENERAL INSURANCE BUSINESS FOR THE PERIOD ENDED 31.03.2016

Company	Aviation	Engineering	Fire Domestic	Fire Industrial	Liability	Marine	Motor Private	Motor Commercial	Motor Commercial PSV	Personal Accident	Theft	Workmens' Compensation	Medical	Miscellaneous	Total	Market Share (%)
INSURERS																
AAR INSURANCE KENYA	-	-	661	-	497	9	-	-	5,112	1,702	8,093	2,004	1,220,676	2,110	1,240,865	3.27
AFRICAN MERCHANT ASSURANCE	-	12,675	766	98,194	3,969	763	212,253	217,443	-	50,688	14,068	64,927	-	19,508	695,254	1.83
AIG INSURANCE COMPANY	12,543	32,053	15,188	326,185	254,948	12,335	414,666	120,078	-	114,230	261,218	727	-	-	1,564,172	4.13
ALLIANZ INSURANCE COMPANY	-	-	-	-	-	-	-	-	-	-	-	-	-	-	-	0.00
APA INSURANCE COMPANY	2,970	35,520	22,347	228,189	35,561	86,071	483,619	710,003	-	35,384	68,881	297,382	897,249	112,128	3,015,304	7.95
BRITAM GENERAL INSURANCE	-	102,385	47,904	165,297	39,623	123,636	305,007	332,812	-	175,957	105,274	99,306	532,733	139,004	2,168,938	5.72
CANNON ASSURANCE COMPANY	-	27,007	7,089	25,597	9,288	8,451	107,259	77,440	-	36,762	20,082	38,497	-	25,357	382,830	1.01
CIC GENERAL INSURANCE COMPANY	-	40,427	32,601	121,553	17,694	52,530	516,885	658,736	-	122,436	210,554	88,655	264,489	66,661	2,193,221	5.78
CORPORATE INSURANCE COMPANY	-	3,462	2,671	7,734	808	62	28,962	22,077	-	3,839	16,504	5,842	-	2,100	94,062	0.25
DIRECTLINE ASSURANCE COMPANY	-	-	-	-	-	-	18,842	5,594	752,568	-	-	-	-	-	777,005	2.05
FIDELITY SHIELD INSURANCE	60	24,168	29,043	60,107	4,070	25,827	120,732	193,841	3,888	7,184	56,838	75,248	-	22,495	623,501	1.64
FIRST ASSURANCE COMPANY	-	88,388	18,549	152,027	12,808	31,881	177,215	193,728	-	63,967	51,683	58,255	476,979	44,286	1,369,768	3.61
GA INSURANCE COMPANY	23,986	114,085	36,127	404,634	28,227	60,325	174,768	220,623	40,924	30,896	156,081	216,681	372,818	49,192	1,929,368	5.09
GATEWAY INSURANCE COMPANY	-	2,679	1,912	4,897	6,418	2,739	63,425	55,677	17,134	3,651	1,464	915	10,828	5,883	177,622	0.47
GEMINIA INSURANCE COMPANY	-	7,019	17,367	74,659	9,277	53,186	211,303	126,643	-	19,184	61,388	85,225	-	6,088	671,340	1.77
HERITAGE INSURANCE COMPANY	-	28,925	39,002	155,817	79,712	16,161	245,462	229,998	8,945	139,763	49,094	126,298	550,735	66,248	1,736,160	4.58
ICEA LION GENERAL INSURANCE	239,172	37,922	54,570	270,694	49,356	50,144	462,205	227,981	-	141,504	84,176	168,959	371,198	26,400	2,184,279	5.76
INTRA-AFRICA ASSURANCE	-	18,516	8,199	42,526	2,741	17,452	65,041	54,340	-	8,630	20,579	45,699	-	11,495	295,219	0.78
INVESCO ASSURANCE COMPANY	-	211	122	76	(2)	208	46,990	24,381	513,873	541	17	310	-	(8)	586,720	1.55
JUBILEE INSURANCE COMPANY	52,909	101,567	19,325	355,918	160,066	69,877	373,332	198,479	-	330,491	84,929	42,972	2,708,985	19,291	4,518,141	11.92
KENINDIA ASSURANCE COMPANY	-	58,913	16,277	413,683	23,784	75,827	99,826	221,108	-	14,057	135,674	160,785	28,151	8,212	1,256,296	3.31
KENYA ORIENT INSURANCE	-	11,068	8,382	26,399	12,299	4,214	327,577	355,744	7,686	4,850	28,784	43,924	-	21,269	852,197	2.25
MADISON INSURANCE COMPANY	-	6,149	2,569	10,607	28,746	2,140	145,156	281,349	-	8,891	4,419	9,347	235,189	53,968	788,527	2.08
MAYFAIR INSURANCE COMPANY	2,004	58,431	17,476	229,916	9,692	72,243	80,861	90,944	-	15,364	54,661	145,269	-	29,513	806,375	2.13
OCCIDENTAL INSURANCE COMPANY	-	36,573	17,615	118,497	4,011	52,351	105,563	179,013	-	18,745	59,985	98,011	-	18,449	708,810	1.87
PACIS INSURANCE COMPANY	-	6,887	4,930	32,034	4,759	233	94,515	109,074	-	23,597	18,110	21,208	51,047	1,166	367,561	0.97
PHOENIX OF EAST AFRICA	46,449	15,099	2,364	41,824	2,178	2,819	25,119	15,641	-	2,071	1,863	4,704	-	9,783	169,914	0.45
RESOLUTION INSURANCE COMPANY	-	-	133	2,035	-	-	11,998	8,399	265	28,332	-	15,577	1,083,977	2,861	1,153,576	3.04
SAHAM INSURANCE COMPANY	-	63,402	3,037	40,065	8,764	2,996	43,156	53,273	-	5,156	7,330	23,798	107,437	74,065	432,479	1.14
TAKAFUL INSURANCE OF AFRICA	-	1,153	2,410	9,051	2,169	430	58,090	74,993	-	1,534	25,901	8,657	31,727	435	216,550	0.57
TAUSI ASSURANCE COMPANY	-	19,182	18,116	108,803	5,904	30,743	56,727	28,876	1,548	6,363	55,003	33,616	-	11,494	376,377	0.99
THE KENYAN ALLIANCE INSURANCE	-	8,097	13,533	12,586	1,451	2,677	123,298	84,674	-	10,710	7,558	7,920	-	339	272,844	0.72
THE MONARCH INSURANCE	-	(1,909)	868	15,445	1,524	1,291	100,001	69,727	-	11,933	1,652	2,543	-	4,756	207,832	0.55
TRIDENT INSURANCE COMPANY	17,500	9,193	3,887	53,165	1,157	6,346	58,212	55,213	2,382	10,290	25,027	14,948	39,145	5,983	302,447	0.80
UAP INSURANCE COMPANY	-	93,289	32,045	209,734	42,427	18,529	357,610	313,816	-	49,758	133,277	98,949	1,991,521	52,207	3,393,162	8.95
XPLICO INSURANCE COMPANY	1,550	6,650	77	130	456	973	181,266	-	65,800	158	1,362	2,672	107,994	18,138	387,225	1.02
TOTAL	399,143	1,069,186	497,162	3,818,078	864,382	885,469	5,896,941	5,611,718	1,420,125	1,498,618	1,831,529	2,109,830	11,082,878	930,876	37,915,941	100.00
REINSURERS																
CONTINENTAL REINSURANCE	3,010	(1,072)	-	177,435	1,398	15,060	-	39,934	-	1,024	-	33,156	29,402	39,274	338,619	12.95
EAST AFRICAN REINSURANCE	209	66,402	-	297,782	1,828	54,537	-	102,478	-	1,555	-	-	89,574	91,253	705,619	26.98
KENYA REINSURANCE CORPORATION	1,744	90,987	3,654	481,878	12,283	60,624	8,976	116,665	-	23,975	55,706	126	533,567	180,792	1,570,979	60.07
TOTAL	4,963	156,317	3,654	957,095	15,509	130,221	8,976	259,077	-	26,554	55,706	33,282	652,543	311,319	2,615,217	100.00

Amounts in Thousand Shillings

APPENDIX 10: SUMMARY OF GENERAL INSURANCE BUSINESS MARKET SHARE PER CLASS FOR THE PERIOD ENDED 31.03.2016

Company	Aviation	Engineering	Fire Domestic	Fire Industrial	Liability	Marine	Motor Private	Motor Commercial	Motor Commercial PSV	Personal Accident	Theft	Workmens' Compensation	Medical	Miscellaneous	Total
INSURERS															
AAR INSURANCE KENYA	-	-	0.13	-	0.06	0.00	-	-	0.36	0.11	0.44	0.09	11.01	0.23	3.27
AFRICAN MERCHANT ASSURANCE	-	1.19	0.15	2.57	0.46	0.09	3.60	3.87	-	3.38	0.77	3.08	-	2.10	1.83
AIG INSURANCE COMPANY	3.14	3.00	3.05	8.54	29.49	1.39	7.03	2.14	-	7.62	14.26	0.03	-	-	4.13
ALLIANZ INSURANCE COMPANY	-	-	-	-	-	-	-	-	-	-	-	-	-	-	-
APA INSURANCE COMPANY	0.74	3.32	4.49	5.98	4.11	9.72	8.20	12.65	-	2.36	3.76	14.10	8.10	12.05	7.95
BRITAM GENERAL INSURANCE	-	9.58	9.64	4.33	4.58	13.96	5.17	5.93	-	11.74	5.75	4.71	4.81	14.93	5.72
CANNON ASSURANCE COMPANY	-	2.53	1.43	0.67	1.07	0.95	1.82	1.38	-	2.45	1.10	1.82	-	2.72	1.01
CIC GENERAL INSURANCE COMPANY	-	3.78	6.56	3.18	2.05	5.93	8.77	11.74	-	8.17	11.50	4.20	2.39	7.16	5.78
CORPORATE INSURANCE COMPANY	-	0.32	0.54	0.20	0.09	0.01	0.49	0.39	-	0.26	0.90	0.28	-	0.23	0.25
DIRECTLINE ASSURANCE COMPANY	-	-	-	-	-	-	0.32	0.10	52.99	-	-	-	-	-	2.05
FIDELITY SHIELD INSURANCE	0.02	2.26	5.84	1.57	0.47	2.92	2.05	3.45	0.27	0.48	3.10	3.57	-	2.42	1.64
FIRST ASSURANCE COMPANY	-	8.27	3.73	3.98	1.48	3.60	3.01	3.45	-	4.27	2.82	2.76	4.30	4.76	3.61
GA INSURANCE COMPANY	6.01	10.67	7.27	10.60	3.27	6.81	2.96	3.93	2.88	2.06	8.52	10.27	3.36	5.28	5.09
GATEWAY INSURANCE COMPANY	-	0.25	0.38	0.13	0.74	0.31	1.08	0.99	1.21	0.24	0.08	0.04	0.10	0.63	0.47
GEMINIA INSURANCE COMPANY	-	0.66	3.49	1.96	1.07	6.01	3.58	2.26	-	1.28	3.35	4.04	-	0.65	1.77
HERITAGE INSURANCE COMPANY	-	2.71	7.84	4.08	9.22	1.83	4.16	4.10	0.63	9.33	2.68	5.99	4.97	7.12	4.58
ICEA LION GENERAL INSURANCE	59.92	3.55	10.98	7.09	5.71	5.66	7.84	4.06	-	9.44	4.60	8.01	3.35	2.84	5.76
INTRA-AFRICA ASSURANCE	-	1.73	1.65	1.11	0.32	1.97	1.10	0.97	-	0.58	1.12	2.17	-	1.23	0.78
INVESCO ASSURANCE COMPANY	-	0.02	0.02	0.00	(0.00)	0.02	0.80	0.43	36.19	0.04	0.00	0.01	-	(0.00)	1.55
JUBILEE INSURANCE COMPANY	13.26	9.50	3.89	9.32	18.52	7.89	6.33	3.54	-	22.05	4.64	2.04	24.44	2.07	11.92
KENINDIA ASSURANCE COMPANY	-	5.51	3.27	10.83	2.75	8.56	1.69	3.94	-	0.94	7.41	7.62	0.25	0.88	3.31
KENYA ORIENT INSURANCE	-	1.04	1.69	0.69	1.42	0.48	5.56	6.34	0.54	0.32	1.57	2.08	-	2.28	2.25
MADISON INSURANCE COMPANY	-	0.58	0.52	0.28	3.33	0.24	2.46	5.01	-	0.59	0.24	0.44	2.12	5.80	2.08
MAYFAIR INSURANCE COMPANY	0.50	5.46	3.52	6.02	1.12	8.16	1.37	1.62	-	1.03	2.98	6.89	-	3.17	2.13
OCCIDENTAL INSURANCE COMPANY	-	3.42	3.54	3.10	0.46	5.91	1.79	3.19	-	1.25	3.28	4.65	-	1.98	1.87
PACIS INSURANCE COMPANY	-	0.64	0.99	0.84	0.55	0.03	1.60	1.94	-	1.57	0.99	1.01	0.46	0.13	0.97
PHOENIX OF EAST AFRICA	11.64	1.41	0.48	1.10	0.25	0.32	0.43	0.28	-	0.14	0.10	0.22	-	1.05	0.45
RESOLUTION INSURANCE COMPANY	-	-	0.03	0.05	-	-	0.20	0.15	0.02	1.89	-	0.74	9.78	0.31	3.04
SAHAM INSURANCE COMPANY	-	5.93	0.61	1.05	1.01	0.34	0.73	0.95	-	0.34	0.40	1.13	0.97	7.96	1.14
TAKAFUL INSURANCE OF AFRICA	-	0.11	0.48	0.24	0.25	0.05	0.99	1.34	-	0.10	1.41	0.41	0.29	0.05	0.57
TAUSI ASSURANCE COMPANY	-	1.79	3.64	2.85	0.68	3.47	0.96	0.51	0.11	0.42	3.00	1.59	-	1.23	0.99
THE KENYAN ALLIANCE INSURANCE	-	0.76	2.72	0.33	0.17	0.30	2.09	1.51	-	0.71	0.41	0.38	-	0.04	0.72
THE MONARCH INSURANCE	-	(0.18)	0.17	0.40	0.18	0.15	1.70	1.24	-	0.80	0.09	0.12	-	0.51	0.55
TRIDENT INSURANCE COMPANY	4.38	0.86	0.78	1.39	0.13	0.72	0.99	0.98	0.17	0.69	1.37	0.71	0.35	0.64	0.80
UAP INSURANCE COMPANY	-	8.73	6.45	5.49	4.91	2.09	6.06	5.59	-	3.32	7.28	4.69	17.97	5.61	8.95
XPLICO INSURANCE COMPANY	0.39	0.62	0.02	0.00	0.05	0.11	3.07	-	4.63	0.01	0.07	0.13	0.97	1.95	1.02
TOTAL	100.00	100.00	100.00	100.00	100.00	100.00	100.00	100.00	100.00	100.00	100.00	100.00	100.00	100.00	100.00
REINSURERS															
CONTINENTAL REINSURANCE	60.65	(0.69)	-	18.54	9.01	11.56	-	15.41	0)	3.86	-	99.62	4.51	12.62	12.95
EAST AFRICAN REINSURANCE	4.21	42.48	-	31.11	11.79	41.88	-	39.56	0)	5.86	-	-	13.73	29.31	26.98
KENYA REINSURANCE CORPORATION	35.14	58.21	100.00	50.35	79.20	46.55	100.00	45.03	0)	90.29	100.00	0.38	81.77	58.07	60.07
TOTAL	100.00	100.00	100.00	100.00	100.00	100.00	100.00	100.00	0)	100.00	100.00	100.00	100.00	100.00	100.00

APPENDIX 11: SUMMARY OF CLAIMS PAID UNDER GENERAL INSURANCE BUSINESS FOR THE PERIOD ENDED 31.03.2016

Company	Aviation	Engineering	Fire Domestic	Fire Industrial	Liability	Marine	Motor Private	Motor Commercial	Motor Commercial PSV	Personal Accident	Theft	Workmens' Compensation	Medical	Miscellaneous	Total
INSURERS															
AAR INSURANCE KENYA	-	-	9	-	-	-	-	-	-	5	-	14	769,487	39	769,554
AFRICAN MERCHANT ASSURANCE	-	-	363	-	65	-	239,076	11,458	39,735	2,716	84	1,613	-	-	295,110
AIG INSURANCE COMPANY	600	223	11,861	12,132	12,598	2,059	179,822	60,834	-	76,526	1,784	5,327	-	-	363,766
ALLIANZ INSURANCE COMPANY	-	-	-	-	-	-	-	-	-	-	-	-	-	-	-
APA INSURANCE COMPANY	-	14,332	4,117	8,620	24,874	16,065	245,554	217,963	-	13,349	16,849	58,078	315,398	7,839	943,036
BRITAM GENERAL INSURANCE	-	(9,613)	4,743	15,294	536	12,599	329,386	183,213	-	16,136	11,639	14,937	226,511	69,167	874,549
CANNON ASSURANCE COMPANY	-	16,039	318	785	6,018	13,984	70,796	41,477	-	614	2,551	10,836	-	-	163,416
CIC GENERAL INSURANCE COMPANY	-	(16,299)	4,926	(2,176)	(94,989)	10,416	433,527	283,239	-	11,648	19,916	(2,869)	291,329	14,000	952,667
CORPORATE INSURANCE COMPANY	-	2,396	13	254	-	9,189	14,549	16,491	-	-	15	-	-	1,233	44,141
DIRECTLINE ASSURANCE COMPANY	-	-	-	-	-	-	282	118	269,307	-	-	-	-	-	269,707
FIDELITY SHIELD INSURANCE	-	1,363	1,528	2,778	33	7,289	76,106	48,206	2,247	176	3,251	15,415	-	6	158,398
FIRST ASSURANCE COMPANY	-	8,859	8,102	12,957	4,769	10,275	146,754	82,261	-	1,375	10,669	34,448	109,384	2,410	432,264
GA INSURANCE COMPANY	-	6,546	8,076	455	1,720	12,213	39,262	62,437	(13,103)	1,805	19,522	70,273	50,826	1,450	261,482
GATEWAY INSURANCE COMPANY	-	-	440	4	(687)	-	42,128	12,523	10,192	-	12	447	6,480	-	71,538
GEMINIA INSURANCE COMPANY	-	6	655	6,371	344	7,017	66,897	63,166	-	707	6,812	12,760	-	-	164,735
HERITAGE INSURANCE COMPANY	-	358	11,608	15,214	(5,831)	1,600	106,486	49,546	-	349	2,843	13,343	53,865	9,312	258,693
ICEA LION GENERAL INSURANCE	-	1,830	14,674	19,177	1,559	6,979	192,678	115,179	-	13,195	18,083	37,098	29,834	482	450,767
INTRA-AFRICA ASSURANCE	-	7,442	737	5,700	264	3,980	40,127	18,954	-	5,385	5,091	8,536	-	2,406	98,620
INVESCO ASSURANCE COMPANY	-	-	-	-	-	-	26,858	24,034	187,772	-	-	298	-	-	238,962
JUBILEE INSURANCE COMPANY	-	8,146	4,912	23,213	8,949	10,151	306,680	65,389	-	220,277	(3,625)	15,994	1,078,048	56,597	1,794,730
KENINDIA ASSURANCE COMPANY	-	4,166	6,241	31,983	595	8,111	33,274	50,475	-	943	10,036	41,484	20,665	38	208,011
KENYA ORIENT INSURANCE	-	2,210	1,294	3,393	3,169	167	180,936	122,153	-	1,004	1,452	2,302	-	585	318,665
MADISON INSURANCE COMPANY	-	32	-	2,054	1,956	118	95,722	122,192	-	2,883	720	2,172	161,128	9,885	398,864
MAYFAIR INSURANCE COMPANY	-	10,940	3,731	1,263	94	5,662	60,813	39,980	-	374	(9,192)	5,460	-	67	119,194
OCCIDENTAL INSURANCE COMPANY	-	7,904	6,083	6,991	14	9,989	68,668	58,614	1,309	521	7,074	31,893	-	3,675	202,734
PACIS INSURANCE COMPANY	-	2,566	915	1,235	53	-	80,066	44,875	-	597	899	1,632	18,199	29	151,065
PHOENIX OF EAST AFRICA	447	37	286	982	66	3,255	20,614	5,814	-	816	1,634	7,705	-	27	41,683
RESOLUTION INSURANCE COMPANY	-	-	-	3,573	-	-	15,875	-	-	-	-	-	174,421	-	193,870
SAHAM INSURANCE COMPANY	-	1,384	69	63	450	-	21,545	5,080	-	81	636	1,798	9,251	5,778	46,135
TAKAFUL INSURANCE OF AFRICA	-	-	-	-	44	-	13,153	17,083	-	-	1,151	1,684	5,248	18	38,381
TAUSI ASSURANCE COMPANY	-	239	6,181	1,169	2,725	6,083	12,465	11,818	-	60	5,978	22,169	-	1,065	69,951
THE KENYAN ALLIANCE INSURANCE	-	763	8,851	1,935	-	(4,289)	96,447	42,467	-	4,327	(18,517)	12,454	-	-	144,439
THE MONARCH INSURANCE	-	37	69	20	242	-	46,944	6,614	-	10	263	1,154	-	-	55,354
TRIDENT INSURANCE COMPANY	-	353	282	1,474	-	573	26,653	29,362	-	822	1,102	12,501	6,091	3	79,216
UAP INSURANCE COMPANY	-	1,016	2,294	19,699	-	1,563	169,253	93,915	-	7,254	8,491	19,090	662,881	2,619	988,074
XPLICO INSURANCE COMPANY	-	-	59	-	-	-	73,524	(1,164)	-	-	36	2,167	30,016	-	104,637
TOTAL	1,047	73,275	113,437	196,612	(30,370)	155,048	3,572,920	2,005,766	497,459	383,955	127,259	462,213	4,019,062	188,730	11,766,408
REINSURERS															
CONTINENTAL REINSURANCE	531	(111)	-	34,988	-	3,008	-	4,204	-	1,044	-	-	110,712	16,055	170,433
EAST AFRICA REINSURANCE	(88)	9,816	-	257,404	783	12,188	-	57,446	-	1,546	-	-	53,662	29,086	421,842
KENYA REINSURANCE CORPORATION	8	30,151	131	414,575	749	22,392	1,077	34,431	-	-	24,378	-	256,029	22,579	806,500
TOTAL	451	39,856	131	706,967	1,532	37,588	1,077	96,081	-	2,590	24,378	-	420,403	67,720	1,398,775

Amounts in Thousand Shillings

APPENDIX 12: SUMMARY OF CLAIMS INCURRED UNDER GENERAL INSURANCE BUSINESS FOR THE PERIOD ENDED 31.03.2016

Company	Aviation	Engineering	Fire Domestic	Fire Industrial	Liability	Marine	Motor Private	Motor Commercial	Motor Commercial PSV	Personal Accident	Theft	Workmens' Compensation	Medical	Miscellaneous	Total
INSURERS															
AAR INSURANCE KENYA	-	-	343	-	-	-	-	-	-	(101)	-	2,488	763,773	334	766,837
AFRICAN MERCHANT ASSURANCE	-	622	109	7,771	(687)	(1,239)	229,701	89,903	(116,794)	22,081	(304)	(2,104)	-	5,435	234,493
AIG INSURANCE COMPANY	600	133	11,549	14,161	36,688	276	216,217	49,463	-	67,272	3,595	3,385	-	98	403,435
ALLIANZ INSURANCE COMPANY	-	-	-	-	-	-	-	-	-	-	-	-	-	-	-
APA INSURANCE COMPANY	-	16,230	7,337	27,318	112,212	11,040	329,109	289,202	-	12,885	13,155	73,472	347,991	9,545	1,249,495
BRITAM GENERAL INSURANCE	-	5,599	2,228	11,444	2,189	5,626	411,900	243,280	-	15,247	29,682	22,920	225,772	79,879	1,055,765
CANNON ASSURANCE COMPANY	-	13,563	1,149	1,124	20,205	12,591	88,441	51,239	-	1,624	5,264	19,112	-	1,752	216,063
CIC GENERAL INSURANCE COMPANY	-	18,183	1,122	40,505	95,159	10,443	439,544	422,995	-	8,232	28,226	2,666	106,789	561	1,174,424
CORPORATE INSURANCE COMPANY	(153)	3,303	18	20,950	(352)	11,587	(1,572)	86,463	(67,819)	34	(1,145)	107	-	(4,940)	46,482
DIRECTLINE ASSURANCE COMPANY	-	-	-	-	-	-	428	1,205	466,616	-	-	-	-	-	468,249
FIDELITY SHIELD INSURANCE	-	1,024	3,405	6,914	968	11,663	70,601	97,378	4,432	247	9,826	24,254	-	2,615	233,328
FIRST ASSURANCE COMPANY	-	13,183	5,568	15,555	5,807	2,482	137,231	81,468	-	4,258	10,438	30,014	96,189	2,375	404,567
GA INSURANCE COMPANY	26	17,692	(1,556)	(4,835)	1,646	(3,218)	33,119	75,603	(13,104)	373	42,293	100,528	53,747	(2,376)	299,940
GATEWAY INSURANCE COMPANY	-	(3,361)	5,026	(679)	180	350	32,260	(2,327)	835	(693)	(2,670)	(403)	6,655	(1,029)	34,143
GEMINIA INSURANCE COMPANY	-	5,226	1,818	4,402	258	1,576	82,820	87,593	-	1,336	9,853	22,382	-	351	217,617
HERITAGE INSURANCE COMPANY	-	2,701	7,986	6,365	3,336	540	126,732	126,056	8,660	25,711	(2,331)	11,679	28,065	9,874	355,374
ICEA LION GENERAL INSURANCE	-	2,519	23,363	5,530	3,734	20,342	194,030	125,271	-	20,590	18,164	42,097	49,468	212	505,319
INTRA-AFRICA ASSURANCE	-	8,215	1,011	6,480	787	5,274	43,903	23,251	-	5,732	5,699	13,281	-	2,987	116,620
INVESCO ASSURANCE COMPANY	-	9	(2,573)	1	-	1	38,553	93,521	183,032	11	(1)	715	-	-	313,269
JUBILEE INSURANCE COMPANY	-	8,875	9,684	28,504	(3,056)	(322)	315,760	81,122	-	252,477	59,045	23,361	1,234,066	(2,785)	2,006,732
KENINDIA ASSURANCE COMPANY	-	10,796	8,931	26,790	14,283	11,415	75,934	95,458	-	1,187	22,300	80,693	17,755	146	365,688
KENYA ORIENT INSURANCE	-	2,762	1,569	6,930	7,303	175	184,361	162,749	-	1,113	5,004	5,170	-	1,409	378,545
MADISON INSURANCE COMPANY	-	2,465	(198)	4,891	34,315	647	85,739	132,496	-	5,711	5,608	12,081	152,706	17,039	453,498
MAYFAIR INSURANCE COMPANY	10	2,904	1,681	33,540	5,180	5,303	34,816	16,241	-	997	(7,932)	69,701	-	682	163,122
OCCIDENTAL INSURANCE COMPANY	-	2,396	5,307	5,034	12	6,677	47,738	12,460	1,309	1,033	4,611	23,435	-	2,995	113,008
PACIS INSURANCE COMPANY	-	(2,443)	608	(937)	3,004	-	89,403	17,620	-	619	422	7,354	18,425	60	134,135
PHOENIX OF EAST AFRICA	1,381	(4,555)	(900)	379	5,003	1,761	25,735	6,054	-	(1,662)	9,660	(2,684)	-	(655)	39,518
RESOLUTION INSURANCE COMPANY	-	-	-	3,573	-	-	19,297	-	-	-	-	(42,252)	205,699	-	186,317
SAHAM INSURANCE COMPANY	-	2,400	492	448	4,242	24	32,500	18,175	-	214	67	4,382	15,889	(790)	78,044
TAKAFUL INSURANCE OF AFRICA	(1,515)	4,579	(9,302)	10,836	10,014	(99,493)	(42,401)	168,435	(11,262)	1,489	(19,306)	21,819	6,712	1,192	41,797
TAUSI ASSURANCE COMPANY	-	776	2,856	(1,001)	(1,082)	7,766	8,472	9,010	-	738	6,334	23,543	-	2,017	59,430
THE KENYAN ALLIANCE INSURANCE	-	(8,696)	22,575	22,861	10,373	(2,444)	171,225	(52,380)	-	13,419	(5,680)	16,684	-	(96)	187,839
THE MONARCH INSURANCE	-	59	197	(30)	403	683	48,071	(833)	-	124	193	2,449	-	(1,041)	50,275
TRIDENT INSURANCE COMPANY	(1,105)	(1,256)	(3,678)	(1,032)	(8,409)	(6,660)	41,362	46,528	(2,400)	(4,480)	(3,920)	(2,940)	9,889	(3,153)	58,748
UAP INSURANCE COMPANY	-	3,073	3,646	32,069	462	6,927	222,572	129,940	-	5,698	10,231	15,578	793,869	1,939	1,226,004
XPLICO INSURANCE COMPANY	(87)	956	9	(13)	650	1,370	93,547	79,340	-	5	183	(82)	56,517	3,351	235,747
TOTAL	(843)	129,932	111,380	335,848	364,827	23,163	3,927,148	2,863,979	453,505	463,521	256,564	624,885	4,189,976	129,983	13,873,867
REINSURERS															
CONTINENTAL REINSURANCE	(671)	(13,624)	-	38,873	(142)	3,035	-	13,212	-	428	(35)	(130)	102,439	985	144,369
EAST AFRICA REINSURANCE	(24)	28,975	-	153,550	1,031	13,937	-	108,634	-	2,126	-	6	74,188	45,950	428,372
KENYA REINSURANCE CORPORATION	8	30,151	131	414,575	749	22,392	1,077	34,431	-	-	24,378	-	256,029	22,579	806,500
TOTAL	(687)	45,502	131	606,998	1,638	39,364	1,077	156,277	-	2,554	24,343	(124)	432,656	69,514	1,379,241

Amounts in Thousand Shillings

APPENDIX 13: SUMMARY OF INCURRED CLAIMS RATIOS UNDER GENERAL INSURANCE BUSINESS FOR THE PERIOD ENDED 31.03.2016

Company	Aviation	Engineering	Fire Domestic	Fire Industrial	Liability	Marine	Motor Private	Motor Commercial	Motor Commercial PSV	Personal Accident	Theft	Workmens' Compensation	Medical	Miscellaneous	Total
INSURERS															
AAR INSURANCE KENYA	0.0	0.0	24.7	0.0	0.0	0.0	0.0	0.0	0.0	-10.2	0.0	6220.0	74.2	-16.7	73.6
AFRICAN MERCHANT ASSURANCE	0.0	7.2	17.0	-149.9	-23.8	-501.6	119.0	58.2	-419.7	49.3	-9.2	-3.8	0.0	50.6	47.1
AIG INSURANCE COMPANY	15000.0	0.5	41.2	-8479.6	19.4	10.1	85.0	51.1	0.0	79.6	565.3	-21.1	0.0	426.1	60.7
ALLIANZ INSURANCE COMPANY	0.0	0.0	0.0	0.0	0.0	0.0	0.0	0.0	0.0	0.0	0.0	0.0	0.0	0.0	0.0
APA INSURANCE COMPANY	0.0	151.4	54.1	87.8	674.8	25.7	80.7	54.8	0.0	50.6	36.6	49.1	79.1	13.4	70.5
BRITAM GENERAL INSURANCE	0.0	25.9	9.1	22.3	21.4	16.5	110.1	60.1	0.0	12.7	58.7	38.4	43.3	54.6	58.1
CANNON ASSURANCE COMPANY	0.0	335.9	19.6	14.2	353.0	173.2	90.2	52.3	0.0	30.0	25.8	54.2	0.0	26.2	73.4
CIC GENERAL INSURANCE	0.0	115.7	8.5	60.3	419.9	30.1	89.2	69.6	0.0	13.2	32.6	4.0	54.3	1.8	69.2
CORPORATE INSURANCE COMPANY	0.0	-256.0	-5.6	-546.7	-102.0	-450.5	-4.4	395.0	0.0	0.9	-7.0	0.9	0.0	-31.2	47.4
DIRECTLINE ASSURANCE COMPANY	0.0	0.0	0.0	0.0	0.0	0.0	3.4	35.0	65.2	0.0	0.0	0.0	0.0	0.0	64.0
FIDELITY SHIELD INSURANCE	0.0	36.8	13.8	37.4	48.8	114.3	70.6	91.6	135.1	7.7	110.4	133.2	0.0	173.3	77.9
FIRST ASSURANCE COMPANY	0.0	137.6	51.2	42.5	37.2	15.2	88.6	53.4	0.0	22.6	72.4	61.1	54.4	24.5	60.8
GA INSURANCE COMPANY	-4.2	24918.3	-11.0	-26.0	12.9	-9.6	37.0	68.8	-159.8	2.9	59.9	91.9	83.5	-18.0	53.9
GATEWAY INSURANCE COMPANY	0.0	-459.2	1179.8	-326.4	6.5	-157.0	70.3	-9.1	3.4	441.4	17.9	10.8	21.2	-27.8	29.3
GEMINIA INSURANCE COMPANY	0.0	28.9	28.0	15.6	8.8	9.8	-80.0	28.2	0.0	21.0	49.0	45.3	0.0	12.2	60.9
HERITAGE INSURANCE COMPANY	0.0	27.6	137.0	13.3	11.0	4.6	72.9	73.4	120.2	30.8	-9.3	14.7	37.2	31.5	47.2
ICEA LION GENERAL INSURANCE	0.0	13.1	57.1	10.8	41.3	62.9	56.9	70.2	0.0	52.7	34.1	42.0	59.2	13.9	53.1
INTRA-AFRICA ASSURANCE	0.0	94.3	19.3	69.1	50.8	43.8	61.2	51.5	0.0	89.9	63.8	46.2	0.0	69.5	57.9
INVESCO ASSURANCE COMPANY	0.0	-1.4	-3729.0	0.9	0.0	0.3	94.6	386.4	34.8	2.5	-1.9	-621.7	0.0	0.0	53.0
JUBILEE INSURANCE COMPANY	0.0	107.8	79.3	31.2	-38.7	-1.4	88.3	58.3	0.0	171.8	130.0	97.7	94.5	-28.7	92.3
KENINDIA ASSURANCE COMPANY	0.0	1067.9	60.5	-30.9	104.4	13.4	92.7	82.5	0.0	59.8	144.4	46.7	68.9	4.5	82.2
KENYA ORIENT INSURANCE	0.0	28.5	20.3	36.7	94.1	4.5	33.2	-114.3	0.0	-108.8	7.9	22.8	0.0	3.6	60.9
MADISON INSURANCE COMPANY	0.0	31.5	-2.9	70.2	106.7	59.0	64.7	78.1	0.0	144.2	123.8	122.5	90.5	1193.2	83.1
MAYFAIR INSURANCE COMPANY	-66.7	23.2	33.8	100.3	160.7	36.1	41.9	19.2	0.0	30.6	-77.1	60.1	0.0	11.1	43.8
OCCIDENTAL INSURANCE	0.0	22.9	53.4	25.9	1.6	40.2	47.6	7.2	0.0	20.3	20.1	25.0	0.0	49.8	24.6
PACIS INSURANCE COMPANY	0.0	-8143.3	-105.9	-147.3	89.1	0.0	152.2	27.3	0.0	9.8	7.8	67.1	134.9	19.2	81.9
PHOENIX OF EAST AFRICA	35.6	-56.5	54.6	2.1	246.8	66.5	198.0	61.8	0.0	-81.4	-527.3	-58.7	0.0	-12.2	59.6
RESOLUTION INSURANCE COMPANY	0.0	0.0	0.0	175.6	0.0	0.0	302.4	0.0	0.0	0.0	0.0	234.7	60.9	0.0	51.8
SAHAM INSURANCE COMPANY	0.0	198.7	29.6	23.1	626.6	8.3	79.2	56.4	0.0	38.6	2.6	38.4	64.6	-3.5	55.4
TAKAFUL INSURANCE OF AFRICA	0.0	143.7	-426.9	83.5	133.3	31685.7	621.4	183.9	0.0	177.3	-74.0	119.8	21.7	12.5	21.3
TAUSI ASSURANCE COMPANY	0.0	44.2	65.6	-17.1	-67.6	49.2	19.8	85.5	0.0	63.5	66.6	85.5	0.0	54.2	47.7
THE KENYAN ALLIANCE INSURANCE	0.0	-78.0	116.5	361.9	793.0	-97.1	181.6	-44.8	0.0	186.2	-62.6	143.4	0.0	-16.0	67.0
THE MONARCH INSURANCE	0.0	-2.2	50.1	-0.3	40.1	130.3	62.1	-2.1	0.0	1.4	16.3	83.2	0.0	-147.7	35.5
TRIDENT INSURANCE COMPANY	-1004.5	-70.3	-242.8	-32.9	-828.5	-153.1	86.3	120.5	-97.6	-302.9	-150.8	-12.3	58.8	-65.9	39.0
UAP INSURANCE COMPANY	0.0	23.3	15.5	55.0	2.6	53.9	82.0	50.8	0.0	25.7	26.9	23.6	70.8	12.3	64.0
XPLICO INSURANCE COMPANY	-5.7	14.7	12.0	-10.2	229.7	-1.1	23.9	-98.5	0.0	3.2	-26.8	-1.8	67.0	19.7	65.4
TOTAL	-8.0	52.8	36.7	59.7	85.6	7.6	76.6	68.7	31.9	61.9	38.7	44.8	72.9	26.1	64.2
REINSURERS															
CONTINENTAL REINSURANCE	-24.3	884.1	0.0	25.0	-13.7	23.6	0.0	37.8	0.0	49.2	-3500.0	-0.4	436.9	3.8	50.0
EAST AFRICA REINSURANCE	-3.6	52.7	0.0	51.3	39.9	31.6	0.0	108.9	0.0	128.4	0.0	0.0	67.7	54.9	61.5
KENYA REINSURANCE	0.5	34.6	3.6	132.2	6.4	39.2	12.3	30.2	0.0	0.0	46.3	0.0	49.3	20.0	62.0
TOTAL	-13.7	32.4	3.6	79.0	10.7	34.5	12.3	62.8	0.0	12.7	46.2	-0.4	66.3	31.3	60.3

APPENDIX 14: SUMMARY OF UNDERWRITING PROFITS UNDER GENERAL INSURANCE BUSINESS FOR THE PERIOD ENDED 31.03.2016

Company	Aviation	Engineering	Fire Domestic	Fire Industrial	Liability	Marine	Motor Private	Motor Commercial	Motor Commercial PSV	Personal Accident	Theft	Workmens' Compensation	Medical	Miscellaneous	Total
INSURERS															
AAR INSURANCE KENYA	-	-	498	-	(541)	(6)	-	-	5,112	(613)	7,643	(5,364)	(27,280)	(3,767)	(24,317)
AFRICAN MERCHANT ASSURANCE	-	3,156	202	(30,848)	2,235	1,301	(105,162)	(4,025)	144,621	9,192	(508)	41,538	-	702	62,403
AIG INSURANCE COMPANY	273	18,378	9,961	(1,264)	96,196	1,108	(24,644)	6,487	(20,691)	(13,935)	(22,129)	(19,465)	-	761	31,036
ALLIANZ INSURANCE COMPANY	-	-	-	-	-	-	-	-	-	-	-	-	-	(14,526)	(14,526)
APA INSURANCE COMPANY	331	(9,858)	174	(24,185)	(104,424)	14,529	(30,463)	84,927	-	2,444	9,341	3,104	19,970	41,448	7,337
BRITAM GENERAL INSURANCE	-	11,351	11,080	39,100	5,166	19,974	(175,335)	(12,997)	-	55,628	2,466	11,662	179,430	11,697	159,222
CANNON ASSURANCE COMPANY	-	(12,410)	2,519	1,642	(17,411)	(8,490)	(24,074)	20,530	(329)	(551)	8,929	243	(4,034)	8,529	(24,905)
CIC GENERAL INSURANCE COMPANY	-	(17,190)	2,390	(27,335)	(86,711)	7,926	(88,410)	1,175	-	22,427	(748)	35,147	21,509	14,619	(115,203)
CORPORATE INSURANCE COMPANY	153	(5,602)	(728)	(28,072)	441	(14,223)	23,749	(72,410)	67,678	1,389	10,442	9,801	-	20,310	12,928
DIRECTLINE ASSURANCE COMPANY	-	-	-	-	-	-	10,409	1,719	(41,092)	-	-	-	-	-	(28,963)
FIDELITY SHIELD INSURANCE	(5)	(676)	18,984	125	(89)	(5,730)	3,500	(28,005)	(1,878)	1,752	(8,172)	(24,936)	-	(2,169)	(47,300)
FIRST ASSURANCE COMPANY	648	(1,997)	313	12,922	6,226	6,514	(27,888)	20,779	-	2,241	553	(2,172)	44,919	9,232	72,290
GA INSURANCE COMPANY	(144)	(16,564)	10,195	43,873	6,213	31,138	33,101	4,215	17,243	6,847	4,363	(29,170)	16,614	16,734	144,657
GATEWAY INSURANCE COMPANY	-	3,810	(4,861)	341	302	(855)	(37,518)	11,102	15,314	(6,082)	(8,937)	(3,812)	25,564	(5,747)	(11,380)
GEMINIA INSURANCE COMPANY	-	10,667	(828)	(751)	(263)	(1,317)	(222,102)	182,835	-	(438)	(2,849)	(242)	-	1,285	(34,003)
HERITAGE INSURANCE COMPANY	-	5,947	(21,768)	34,586	6,053	6,513	(20,939)	(28,139)	(1,456)	6,189	11,549	18,986	44,003	2,240	63,763
ICEA LION GENERAL INSURANCE	5,899	12,512	608	36,960	(1,116)	(1,367)	25,156	(34,856)	-	333	14,917	8,810	14,055	(315)	81,597
INTRA-AFRICA ASSURANCE	-	(681)	2,921	1,883	(290)	872	3,169	1,382	-	83	(626)	(2,777)	(805)	(351)	4,779
INVESCO ASSURANCE COMPANY	-	(784)	2,577	51	9	208	(22,657)	(82,229)	68,078	105	40	(999)	-	6	(35,594)
JUBILEE INSURANCE COMPANY	(4,553)	(14,007)	(1,716)	(3,066)	(14,008)	12,420	(45,431)	20,894	-	(131,680)	(27,333)	(9,491)	(198,361)	7,739	(408,592)
KENINDIA ASSURANCE COMPANY	-	(15,537)	1,548	(134,852)	(6,537)	53,117	(18,472)	(33,950)	-	(773)	(11,026)	36,651	1,380	2,351	(126,100)
KENYA ORIENT INSURANCE	-	4,861	3,974	7,850	(3,030)	2,644	290,972	(394,238)	35,999	(4,101)	53,339	9,592	-	35,130	42,993
MADISON INSURANCE COMPANY	-	3,107	5,867	(2,015)	(12,699)	(150)	(7,585)	(69,494)	-	(6,016)	(2,478)	(7,355)	(104,841)	(35,055)	(238,714)
MAYFAIR INSURANCE COMPANY	49	6,594	1,201	(9,959)	(3,512)	4,498	27,067	52,670	-	884	5,660	(12,373)	-	40,095	112,872
OCCIDENTAL INSURANCE COMPANY	-	6,986	1,788	14,960	667	7,378	29,819	121,343	(1,309)	3,786	16,122	39,115	-	3,490	244,143
PACIS INSURANCE COMPANY	-	1,010	(3,032)	(6,315)	(1,680)	236	(62,102)	10,365	-	(4,542)	(1,624)	(5,645)	(15,573)	113	(88,789)
PHOENIX OF EAST AFRICA	6,311	3,283	(1,708)	11,496	(7,997)	(1,683)	(30,965)	538	-	1,522	(11,971)	1,787	-	5,853	(23,533)
RESOLUTION INSURANCE COMPANY	-	-	105	(1,970)	-	-	(14,258)	7,458	235	13,903	-	19,559	(12,161)	2,541	15,411
SAHAM INSURANCE COMPANY	-	1,375	786	3,586	(3,025)	370	(16,360)	(6,727)	-	279	446	(2,815)	1,749	13,986	(6,350)
TAKAFUL INSURANCE OF AFRICA	1,515	(2,420)	8,701	(3,145)	(4,981)	98,557	11,656	(109,759)	10,727	(9,629)	43,117	(14,539)	24,413	8,444	62,659
TAUSI ASSURANCE COMPANY	-	(209)	(1,136)	1,446	1,611	1,728	24,770	(4,937)	114	(654)	(5,722)	(6,034)	-	439	11,416
THE KENYAN ALLIANCE INSURANCE	(477)	17,549	(11,034)	(16,112)	(10,068)	(31,036)	(114,320)	169,448	(7,108)	(8,298)	10,410	(5,053)	(56)	671	(5,485)
THE MONARCH INSURANCE	-	(6,605)	33	8,172	(200)	227	(13,779)	17,465	-	6,374	66	(2,617)	-	(8,045)	1,092
TRIDENT INSURANCE COMPANY	(3,550)	1,388	3,950	1,532	9,126	9,219	(17,013)	(31,070)	4,621	3,560	(147)	19,959	5,802	(4,196)	3,182
UAP INSURANCE COMPANY	-	4,101	8,653	(9,072)	6,829	302	(91,172)	20,182	-	4,597	7,501	12,999	49,444	8,321	22,686
XPLICO INSURANCE COMPANY	(5,865)	3,166	(261)	(3,071)	(3,728)	(135,501)	192,185	(213,442)	65,800	(7,359)	(2,927)	(5,131)	27,818	(789)	(89,105)
TOTAL	585	14,701	51,956	(81,507)	(141,236)	80,421	(535,096)	(370,764)	361,679	(51,136)	99,707	108,963	113,559	181,776	(166,392)
REINSURERS															
CONTINENTAL REINSURANCE	2,456	9,817	-	45,438	1,520	4,305	-	11,815	-	2,280	36	33,261	(100,226)	8,067	18,769
EAST AFRICA REINSURANCE	625	(2,656)	-	32,775	894	8,661	-	(22,090)	-	(769)	-	(6)	(252)	(6,027)	11,153
KENYA REINSURANCE CORPORATION	1,028	5,741	1,163	(285,296)	5,467	2,951	6,632	62,654	-	(171)	(1,840)	47	106,524	(9,563)	(104,666)
TOTAL	4,109	12,902	1,163	(207,083)	7,881	15,917	6,632	52,379	-	1,340	(1,804)	33,302	6,046	(7,523)	(74,739)

Amounts in Thousand Shillings

APPENDIX 15: SUMMARY OF GENERAL INSURANCE BUSINESS REVENUE ACCOUNTS FOR THE PERIOD ENDED 31.03.2016

Company	Gross Direct Premium	Inward Reinsurance	Outward Reinsurance	Net Premium Written	UPR B/F	Unexpired Risk Reserve (B/F)	UPR C/F	Unexpired Risk Reserve (B/F)	Net Earned Premium Income	Incurred Claims	Net Commissions	Expense of Management	Underwriting Profit / (Loss)	Investment Income	Operating Profit
INSURERS															
AAR INSURANCE KENYA	1,240,865	-	21,038	1,219,827	1,834,705	-	2,012,628	-	1,041,903	766,837	90,315	209,069	(24,317)	42,346	18,029
AFRICAN MERCHANT ASSURANCE	689,061	6,193	132,301	562,953	909,325	-	974,872	-	497,406	234,493	37,830	162,681	62,403	54,601	117,004
AIG INSURANCE COMPANY	1,528,607	35,565	701,200	862,972	890,118	-	1,088,293	-	664,797	403,435	90,380	139,945	31,036	-	31,036
ALLIANZ INSURANCE COMPANY	-	-	-	-	-	-	-	-	-	-	-	14,526	(14,526)	242	(14,283)
APA INSURANCE COMPANY	3,015,304	-	727,311	2,287,992	3,204,141	-	3,718,883	-	1,773,251	1,249,495	145,052	371,368	7,337	-	7,337
BRITAM GENERAL INSURANCE	2,168,938	-	346,656	1,822,282	3,040,464	148,841	3,069,142	123,899	1,818,547	1,055,765	171,976	431,584	159,222	192,903	352,125
CANNON ASSURANCE COMPANY	377,392	5,438	105,449	277,382	406,780	-	389,896	-	294,265	216,063	21,070	82,038	(24,905)	-	(24,905)
CIC GENERAL INSURANCE COMPANY	2,184,632	8,589	116,341	2,076,879	2,827,370	-	3,207,119	-	1,697,130	1,174,424	223,759	414,149	(115,203)	161,925	46,723
CORPORATE INSURANCE COMPANY	90,048	4,014	13,440	80,621	115,724	-	98,385	-	97,961	46,482	6,519	32,032	12,928	12,801	25,729
DIRECTLINE ASSURANCE COMPANY	777,005	-	17,799	759,206	791,135	-	818,152	-	732,189	468,249	71,918	220,985	(28,963)	-	(28,963)
FIDELITY SHIELD INSURANCE	615,882	7,619	162,206	461,295	493,386	-	655,139	-	299,542	233,328	27,230	86,285	(47,300)	-	(47,300)
FIRST ASSURANCE COMPANY	1,318,724	51,044	566,392	803,375	918,772	-	1,056,268	-	665,880	404,567	53,739	135,284	72,290	-	72,290
GA INSURANCE COMPANY	1,903,779	25,589	818,171	1,111,197	994,752	-	1,549,374	-	556,575	299,940	(51,958)	163,937	144,657	140,049	284,706
GATEWAY INSURANCE COMPANY	173,614	4,008	22,362	155,260	206,775	-	245,438	-	116,596	34,143	10,042	83,791	(11,380)	17,439	6,059
GEMINIA INSURANCE COMPANY	671,340	-	72,987	598,353	553,561	-	794,583	-	357,332	217,617	89,127	84,591	(34,003)	36,112	2,108
HERITAGE INSURANCE COMPANY	1,734,848	1,312	648,410	1,087,750	1,193,420	-	1,528,084	-	753,086	355,374	22,656	311,293	63,763	179,896	243,659
ICEA LION GENERAL INSURANCE	2,147,982	36,297	677,467	1,506,811	1,360,135	-	1,914,784	-	952,162	505,319	94,618	270,629	81,597	-	81,597
INTRA-AFRICA ASSURANCE	289,754	5,465	70,551	224,668	314,323	-	337,606	-	201,385	116,620	7,077	72,909	4,779	4,499	9,279
INVESCO ASSURANCE COMPANY	586,720	-	10,053	576,667	387,475	-	373,396	-	590,746	313,269	60,155	252,916	(35,594)	-	(35,594)
JUBILEE INSURANCE COMPANY	4,400,975	117,166	1,370,407	3,147,734	3,350,928	-	4,325,632	-	2,173,029	2,006,732	177,781	397,108	(408,592)	318,740	(89,852)
KENINDIA ASSURANCE COMPANY	1,236,595	19,701	574,444	681,852	694,487	-	931,558	-	444,782	365,688	21,849	183,344	(126,100)	62,093	(64,007)
KENYA ORIENT INSURANCE	846,208	5,989	66,418	785,779	1,093,495	-	1,257,387	-	621,888	378,545	52,652	147,697	42,993	7,669	50,662
MADISON INSURANCE COMPANY	779,806	8,721	136,592	651,936	1,041,059	-	1,147,303	-	545,692	453,498	75,589	255,320	(238,714)	-	(238,714)
MAYFAIR INSURANCE COMPANY	772,208	34,167	301,599	504,776	422,697	-	555,049	-	372,424	163,122	26,186	70,244	112,872	-	112,872
OCCIDENTAL INSURANCE COMPANY	707,569	1,241	250,353	458,458	560,137	-	560,137	-	458,458	113,008	42,507	58,800	244,143	57,334	301,477
PACIS INSURANCE COMPANY	367,561	-	112,587	254,974	348,052	-	439,235	-	163,792	134,135	31,457	86,989	(88,789)	23,322	(65,467)
PHOENIX OF EAST AFRICA	144,160	25,754	72,503	97,410	121,669	-	152,785	-	66,294	39,518	(1,163)	51,471	(23,533)	-	(23,533)
RESOLUTION INSURANCE COMPANY	1,153,576	-	778,538	375,039	522,880	-	538,254	-	359,665	186,317	(95,537)	253,473	15,411	-	15,411
SAHAM INSURANCE COMPANY	431,995	484	238,878	193,602	217,332	-	270,032	-	140,903	78,044	(3,608)	72,817	(6,350)	23,405	17,054
TAKAFUL INSURANCE OF AFRICA	216,550	-	34,701	181,849	336,610	-	322,511	-	195,948	41,797	15,928	75,564	62,659	-	62,659
TAUSI ASSURANCE COMPANY	373,756	2,621	134,413	241,964	192,268	-	309,522	-	124,710	59,430	7,771	46,092	11,416	-	11,416
THE KENYAN ALLIANCE INSURANCE	262,276	10,568	15,153	257,691	482,670	-	459,913	-	280,449	187,839	25,718	72,377	(5,485)	31,057	25,572
THE MONARCH INSURANCE	201,799	6,033	10,623	197,209	253,859	-	309,486	-	141,581	50,275	14,091	76,123	1,092	-	1,092
TRIDENT INSURANCE COMPANY	292,023	10,424	131,687	170,760	295,327	-	315,478	-	150,609	58,748	(5,562)	94,241	3,182	-	3,182
UAP INSURANCE COMPANY	3,352,160	41,002	387,542	3,005,620	2,934,218	-	4,024,770	-	1,915,068	1,226,004	175,979	490,399	22,686	-	22,686
XPLICO INSURANCE COMPANY	387,225	-	29,807	357,419	617,076	-	613,979	-	360,515	235,747	21,158	192,715	(89,105)	-	(89,105)
TOTAL	37,440,937	475,004	9,876,379	28,039,562	33,927,125	148,841	40,365,073	123,899	21,626,560	13,873,867	1,754,301	6,164,786	(166,393)	1,366,433	1,200,041
REINSURERS															
CONTINENTAL REINSURANCE	-	338,619	32,507	306,112	303,870	-	321,244	-	288,737	144,369	85,031	40,569	18,769	22,001	40,770
EAST AFRICA REINSURANCE	-	705,619	22,005	683,614	859,557	-	846,749	-	696,422	428,372	195,423	61,474	11,153	121,220	132,373
KENYA REINSURANCE CORPORATION	-	1,570,979	210,415	1,360,564	4,407,392	-	4,467,642	-	1,300,314	806,500	421,505	176,974	(104,666)	602,512	497,846
TOTAL	-	2,615,217	264,927	2,350,290	5,570,819	-	5,635,635	-	2,285,473	1,379,241	701,959	279,017	(74,744)	745,733	670,989

Amounts in Thousand Shillings

APPENDIX 16: SUMMARY OF LONG TERM INSURANCE BUSINESS BALANCE SHEETS AS AT 31.03.2016

Company	APA LIFE ASSURANCE COMPANY	BARCLAYS LIFE	BRITISH AMERICAN INSURANCE	CANNON ASSURANCE COMPANY	CAPEX LIFE ASSURANCE COMPANY	CIC LIFE ASSURANCE COMPANY	CONTINENTAL REINSURANCE	CORPORATE INSURANCE COMPANY	EAST AFRICA REINSURANCE	FIRST ASSURANCE COMPANY
Share Capital	450,000	450,000	880,000	150,000	150,000	800,000	300,000	150,000	300,000	150,000
Share Premium	-	-	-	-	-	-	-	-	-	-
Revaluation Reserves	6,329	(6,714)	-	-	778	-	(101)	-	384,555	-
Statutory Reserves	51,328	(241,333)	4,919,082	369,711	37,971	772,582	21,057	-	-	137,177
Retained Earnings	(23,710)	(457)	224,699	-	-	215,178	-	90,339	-	-
Other Reserves	5,672	-	210,000	425,740	48,793	(150,069)	82,252	-	-	-
Total Equity	489,619	201,497	6,233,781	945,451	237,541	1,637,692	403,208	240,339	684,555	287,177
Underwriting Provisions	157,580	6,639	590,736	82,734	6,913	417,148	37,611	18,803	-	3,884
Actuarial Contract Liabilities	3,034,422	462,328	37,620,191	479,883	54,969	5,141,244	-	563,018	375,930	19,520
LongTerm Liabilities	1,205	-	2,186,717	181,243	154,176	445,633	34,598	-	161,858	59,091
Current Liabilities	113,264	221,207	1,241,582	60,836	15,409	559,114	23,300	56,133	176,895	3,292
Total Equity And Liabilities	3,796,090	891,671	47,873,006	1,750,147	469,007	8,200,831	498,717	878,293	1,399,238	372,963
Land And Buildings	-	-	286,756	105,551	-	-	-	-	-	-
Investment Property	295,000	-	3,725,907	810,500	394,785	1,954,455	-	324,000	-	77,500
Other Fixed Assets	17,265	26,104	606,777	14,166	5,159	186,132	-	702	-	72
Government Securities	1,414,089	751,490	12,513,027	391,756	63,646	2,024,235	213,945	158,316	509,910	111,593
Other Securities	32,836	-	-	-	-	686,666	-	-	-	-
Investment in Related Companies	-	-	4,250,367	-	-	-	-	-	-	-
Corporate Bonds	93,683	-	805,594	18,570	-	337,951	42,931	-	52,692	-
Commercial Papers	57,173	-	207,595	-	-	-	-	-	-	-
Debentures	-	-	-	-	-	-	-	-	-	-
Ordinary Shares Quoted	628,475	-	5,862,676	129,318	3	398,833	34,648	1,189	37,653	5,450
Ordinary Shares Unquoted	30,954	-	120,788	5,291	-	13,500	-	1,542	-	-
Preference Shares Quoted	-	-	-	-	-	-	-	-	-	-
Preference Shares Unquoted	-	-	-	-	-	-	-	-	-	-
Loans Secured & Unsecured	13,738	-	666,859	16,721	-	237,596	-	50,655	-	-
Mortgages	-	-	1,018,577	97,330	-	181,424	-	-	-	-
Term Deposits	967,265	-	527,566	46,026	-	707,442	148,067	248,269	581,492	127,083
Cash and Cash Balances	16,692	4,891	1,187,821	27,903	127	50,701	1,941	33,820	34,105	14,929
Outstanding Premiums	163,241	11,845	610,506	4,508	4,229	1,102,180	33,969	-	146,467	11,527
Other Receivables	37,007	97,342	2,539,090	-	-	285,497	-	59,800	32,207	11,270
Other Assets	9,235	-	11,977,415	80,201	1,045	-	23,215	-	2,793	13,539
Intangible Assets	19,438	-	965,687	2,306	14	34,218	-	-	1,919	-
Total Assets	3,796,090	891,671	47,873,006	1,750,147	469,007	8,200,831	498,717	878,293	1,399,238	372,963

Amounts in Thousand Shillings

Continued next page

Continued from previous page

APPENDIX 16: SUMMARY OF LONG TERM INSURANCE BUSINESS BALANCE SHEETS AS AT 31.03.2016										
Company	GA LIFE INSURANCE COMPANY	GEMINIA INSURANCE COMPANY	ICEA LION LIFE ASSURANCE COMPANY	JUBILEE INSURANCE COMPANY	KENINDIA ASSURANCE COMPANY	KENYA ORIENT LIFE ASSURANCE	KENYA REINSURANCE CORPORATION	LIBERTY LIFE ASSURANCE	MADISON INSURANCE COMPANY	METROPOLITAN LIFE ASSURANCE
Share Capital	200,000	150,000	450,000	500,000	161,388	150,000	-	612,340	150,000	416,725
Share Premium	-	-	-	-	-	-	-	-	-	491,068
Revaluation Reserves	-	-	-	-	-	-	-	311,465	-	-
Statutory Reserves	62,012	-	5,153,147	4,479,796	318,516	-	3,122,253	1,539,343	1,424,649	-
Retained Earnings	6,163	-	2,090,979	781,012	96,555	(8,315)	-	(263,438)	62,000	(841,557)
Other Reserves	-	-	-	-	1,432,773	-	-	-	-	-
Total Equity	268,175	150,000	7,694,126	5,760,808	2,009,232	141,685	3,122,253	2,199,709	1,636,649	66,236
Underwriting Provisions	100	5,233	108,047	627,852	-	-	-	518,233	77,977	48,625
Actuarial Contract Liabilities	2,666,977	-	42,907,425	41,398,693	20,983,053	336,439	2,179,836	19,698,426	5,933,146	590,534
LongTerm Liabilities	1,584	-	1,275,375	63,508	4,104	-	-	793,203	518,653	-
Current Liabilities	18,758	483,809	462,238	1,062,417	1,006,104	37,990	1,366,023	465,839	74,555	70,404
Total Equity And Liabilities	2,955,593	639,042	52,447,212	48,913,278	24,002,493	516,115	6,668,113	23,675,411	8,240,981	775,799
Land And Buildings	-	-	-	-	1,190,426	-	-	466,115	-	-
Investment Property	853,530	-	9,167,471	3,936,618	1,617,760	-	1,300,000	1,144,500	3,975,000	-
Other Fixed Assets	608	-	162,387	28,797	18,019	14,957	-	154,404	60,713	5,449
Government Securities	1,534,730	240,300	31,684,484	26,827,344	20,114,144	124,405	2,272,706	11,797,806	1,343,936	302,364
Other Securities	-	-	-	-	-	-	-	-	63,822	-
Investment in Related Companies	-	-	676,490	1,715,379	-	-	-	-	-	-
Corporate Bonds	144,896	3,000	1,564,306	1,653,100	51,855	32,078	-	2,302,700	172,567	113,216
Commercial Papers	-	-	-	-	102,767	-	-	-	11,569	-
Debentures	-	-	-	-	-	-	-	-	-	-
Ordinary Shares Quoted	40,801	-	5,992,358	6,290,125	193,608	-	-	2,318,887	174,509	70,198
Ordinary Shares Unquoted	-	-	-	2,060,543	675	20,400	-	401,750	1,579,052	-
Preference Shares Quoted	-	-	1,279	-	-	-	-	-	-	-
Preference Shares Unquoted	-	-	-	-	-	-	-	-	-	-
Loans Secured & Unsecured	662	-	395,312	497,543	94,155	-	-	1,109,188	107,473	1,054
Mortgages	-	-	384,527	-	4,813	-	-	344,969	12,723	-
Term Deposits	297,879	343,597	2,133,399	4,565,111	490,142	241,118	2,901,297	2,806,332	520,957	79,089
Cash and Cash Balances	62,004	31,969	-	287,142	17,966	2,791	65,503	196,910	63,339	23,930
Outstanding Premiums	-	-	16,953	728,130	-	45,388	128,606	271,227	9,876	141,906
Other Receivables	-	-	109,176	323,147	82,941	-	-	47,720	49,147	15,570
Other Assets	20,485	20,175	127,214	-	-	31,062	-	221,811	96,298	453
Intangible Assets	-	-	31,855	299	23,221	3,915	-	91,091	-	22,571
Total Assets	2,955,593	639,042	52,447,212	48,913,278	24,002,493	516,115	6,668,113	23,675,411	8,240,981	775,799

Amounts in Thousand Shillings

Continued next page

Continued from previous page

APPENDIX 16: SUMMARY OF LONG TERM INSURANCE BUSINESS BALANCE SHEETS AS AT 31.03.2016										
Company	OLD MUTUAL ASSURANCE COMPANY	PAN AFRICA INSURANCE COMPANY	PIONEER ASSURANCE COMPANY	PRUDENTIAL LIFE ASSURANCE	SAHAM INSURANCE COMPANY	TAKAFUL INSURANCE OF AFRICA	THE KENYAN ALLIANCE INSURANCE	THE MONARCH INSURANCE COMPANY	UAP LIFE ASSURANCE COMPANY	TOTAL
Share Capital	2,174,871	200,000	150,000	250,000	150,000	150,000	150,000	154,976	1,130,456	11,080,756
Share Premium	1,884,957	30,260	-	369,064	-	-	-	-	8,637	2,783,986
Revaluation Reserves	-	-	-	-	4,131	-	-	-	27,534	727,976
Statutory Reserves	-	2,220,963	315,564	(539,607)	-	(17,798)	6,000	37,927	(95,942)	24,094,398
Retained Earnings	(1,065,220)	(745,576)	255,467	-	893	-	18,282	(5,518)	179,929	1,067,705
Other Reserves	-	-	-	403,854	-	-	-	151,510	-	2,610,526
Total Equity	2,994,607	1,705,647	721,031	483,311	155,024	132,202	174,282	338,895	1,250,614	42,365,345
Underwriting Provisions	511,378	-	513,234	142,156	11,518	-	59,573	51,906	785,406	4,783,286
Actuarial Contract Liabilities	9,649,825	20,191,020	1,375,244	406,088	1,008,122	91,934	1,398,597	126,079	7,939,432	226,632,372
LongTerm Liabilities	-	666,324	140,842	-	1,478	5,201	7,835	16,254	-	6,718,880
Current Liabilities	542,940	835,776	134,391	111,959	49,099	-	8,748	58,507	407,037	9,667,628
Total Equity And Liabilities	13,698,751	23,398,766	2,884,742	1,143,514	1,225,239	229,337	1,649,035	591,641	10,382,489	290,167,511
Land And Buildings	985,770	-	-	-	-	-	-	-	-	3,034,618
Investment Property	950,000	1,692,352	885,059	-	76,000	-	300,000	234,832	902,391	34,617,659
Other Fixed Assets	101,547	98,652	36,789	49,748	4,352	-	2,539	29,321	34,071	1,658,729
Government Securities	3,388,926	11,441,875	455,186	251,603	344,985	55,000	95,450	74,446	4,342,198	134,843,894
Other Securities	18,974	951,754	-	-	-	-	-	-	-	1,754,051
Investment in Related Companies	-	-	-	-	-	-	-	22,500	-	6,664,736
Corporate Bonds	821,111	3,063,622	-	-	70,760	25,000	55,679	-	859,699	12,285,010
Commercial Papers	-	-	-	-	-	-	-	-	358,328	737,432
Debentures	-	-	-	-	-	-	-	-	-	-
Ordinary Shares Quoted	3,888,219	2,731,278	25,463	-	11,440	-	-	-	1,861,642	30,696,773
Ordinary Shares Unquoted	479,095	-	-	-	-	-	-	-	133,987	4,847,577
Preference Shares Quoted	-	-	-	-	-	-	-	-	-	1,279
Preference Shares Unquoted	-	-	-	-	-	-	-	-	-	-
Loans Secured & Unsecured	260,048	22,459	88,804	11,459	8,794	-	13,729	-	13,874	3,610,124
Mortgages	28,319	366,981	-	-	-	-	-	-	45,171	2,484,835
Term Deposits	1,304,329	2,115,113	557,629	-	574,199	70,500	947,896	-	713,744	24,015,541
Cash and Cash Balances	63,835	209,501	14,163	761,367	77,848	4,003	29,299	1,717	122,586	3,408,803
Outstanding Premiums	61,525	286,401	530,074	7,151	27,543	43,134	41,485	73,555	645,718	5,147,145
Other Receivables	1,179,369	-	220,786	4,341	-	22,179	-	-	105,365	5,221,953
Other Assets	161,440	307,776	56,395	39,800	29,319	9,521	162,959	150,000	243,715	13,785,866
Intangible Assets	6,243	111,003	14,393	18,044	-	-	-	5,269	-	1,351,487
Total Assets	13,698,751	23,398,766	2,884,742	1,143,514	1,225,239	229,337	1,649,035	591,641	10,382,489	290,167,511

Amounts in Thousand Shillings

APPENDIX 17: SUMMARY OF GENERAL INSURANCE BUSINESS BALANCE SHEETS AS AT 31.03.2016

Company	AAR INSURANCE KENYA	AFRICAN MERCHANT ASSURANCE COMPANY	AIG INSURANCE COMPANY	ALLIANZ INSURANCE COMPANY	APA INSURANCE COMPANY	BRITAM GENERAL INSURANCE COMPANY	CANNON ASSURANCE COMPANY	CIC GENERAL INSURANCE COMPANY	CONTINENTAL REINSURANCE	CORPORATE INSURANCE COMPANY
Share Capital	400,000	857,500	450,000	1,000,000	1,250,000	2,668,000	300,000	1,700,000	500,000	400,000
Share Premium	600,523	-	-	-	-	-	-	-	-	-
Revaluation Reserves	-	-	(53,524)	-	-	-	252,623	(99,082)	(1,669)	-
Statutory Reserves	-	-	-	-	-	-	-	-	-	-
Retained Earnings	(202,571)	678,098	1,358,833	22,085	3,186,506	157,949	151,960	2,610,428	180,565	529,938
Other Reserves	-	12,502	200,000	-	540,386	-	-	-	-	39,500
Total Equity	797,952	1,548,099	1,955,309	1,022,085	4,976,892	2,825,949	704,582	4,211,346	678,896	969,438
Underwriting Provisions	2,258,625	1,959,643	1,986,212	-	8,909,892	6,456,735	1,317,955	6,686,995	437,545	265,327
Actuarial Contract Liabilities	-	-	-	-	-	-	-	-	-	-
LongTerm Liabilities	-	-	-	-	-	119,858	-	-	-	-
Current Liabilities	268,120	159,843	1,260,881	20,636	1,003,803	715,405	265,479	149,167	263,186	245,619
Total Equity And Liabilities	3,324,697	3,667,586	5,202,401	1,042,722	14,890,586	10,117,948	2,288,017	11,047,508	1,379,627	1,480,383
Land And Buildings	-	49,797	-	-	-	27,475	105,551	218,625	-	-
Investment Property	-	510,000	600,000	-	1,160,000	-	266,000	1,450,000	-	780,000
Other Fixed Assets	87,344	84,632	69,005	646	106,733	167,157	28,354	311,490	17,370	4,349
Government Securities	605,408	341,126	2,474,284	50,345	4,511,316	4,730,212	331,371	1,252,218	333,531	169,900
Other Securities	-	-	-	-	-	-	-	277,389	-	-
Investment in Related Companies	-	-	-	-	573,974	215,588	30,000	-	-	-
Corporate Bonds	108,977	21,843	-	-	15,768	519,516	32,664	-	65,016	-
Commercial Papers	-	-	-	-	285,211	-	-	167,029	-	-
Debentures	-	-	-	-	-	-	-	-	-	-
Ordinary Shares Quoted	-	17,714	-	-	2,105,798	826,912	437,713	444,002	57,245	1,349
Ordinary Shares Unquoted	-	-	-	-	52,027	17,294	302,850	19,125	-	1,550
Preference Shares Quoted	-	-	-	-	-	-	-	-	-	-
Preference Shares Unquoted	-	-	-	-	-	-	-	-	-	-
Loans Secured & Unsecured	-	16,708	21,986	-	56,241	-	13,680	361,663	4,609	-
Mortgages	-	-	-	-	24,645	-	34,264	-	26,929	-
Term Deposits	912,158	1,343,091	92,791	874,217	2,550,611	961,394	63,263	2,170,249	317,263	201,870
Cash and Cash Balances	279,562	63,343	214,274	73,581	4,685	479,057	3,602	460,211	20,511	9,613
Outstanding Premiums	851,305	1,068,081	1,388,971	-	2,842,570	878,173	372,216	3,347,593	527,753	271,448
Other Receivables	446,160	8,487	74,136	-	75,084	523,233	171,701	54,057	-	11,147
Other Assets	-	124,953	260,558	43,933	173,081	165,200	35,414	130,811	9,400	21,883
Intangible Assets	33,784	17,809	6,396	-	352,840	606,736	59,375	491,159	-	7,275
Total Assets	3,324,697	3,667,586	5,202,401	1,042,722	14,890,586	10,117,948	2,288,017	11,047,508	1,379,627	1,480,383

Amounts in thousand Shillings

Continued next page

Continued from previous page

APPENDIX 17: SUMMARY OF GENERAL INSURANCE BUSINESS BALANCE SHEETS AS AT 31.03.2016										
Company	DIRECTLINE ASSURANCE COMPANY	EAST AFRICA REINSURANCE COMPANY	FIDELITY SHIELD INSURANCE COMPANY	FIRST ASSURANCE COMPANY	GA GENERAL INSURANCE COMPANY	GATEWAY INSURANCE COMPANY	GEMINIA INSURANCE COMPANY LIMITED	HERITAGE INSURANCE COMPANY	ICEA LION GENERAL INSURANCE COMPANY	INTRA-AFRICA ASSURANCE COMPANY
Share Capital	300,000	1,000,000	600,000	850,000	450,000	350,284	300,000	500,000	1,000,000	400,000
Share Premium	-	-	-	-	-	102,759	-	-	-	-
Revaluation Reserves	(24,989)	212,620	97,920	137,417	829,766	54,362	578,992	-	351,403	319,752
Statutory Reserves	-	-	-	-	-	-	-	-	(200,000)	-
Retained Earnings	567,843	1,175,990	387,079	1,460,741	1,208,965	(231,442)	605,719	1,754,866	2,119,168	81,808
Other Reserves	-	69,843	-	-	231,859	-	100,222	-	200,000	7,500
Total Equity	842,854	2,458,452	1,085,000	2,448,158	2,720,590	275,963	1,584,933	2,254,866	3,470,571	809,060
Underwriting Provisions	3,969,821	2,864,358	1,594,580	2,369,225	4,684,383	1,554,580	2,042,153	3,072,784	4,720,182	870,842
Actuarial Contract Liabilities	-	-	-	-	-	-	-	-	-	-
LongTerm Liabilities	-	100,018	5,834	-	-	-	887	-	539,945	-
Current Liabilities	38,498	1,089,555	172,875	693,178	1,649,410	216,505	208,406	448,275	843,048	78,178
Total Equity And Liabilities	4,851,174	6,512,384	2,858,288	5,510,561	9,054,384	2,047,048	3,836,379	5,775,925	9,573,747	1,758,081
Land And Buildings	-	394,195	265,032	185,750	1,158,750	-	19,484	-	-	130,020
Investment Property	1,199,114	765,852	1,087,795	1,325,000	1,390,293	1,116,700	973,000	145,000	2,590,000	288,660
Other Fixed Assets	98,829	3,855	42,393	18,692	38,163	26,384	30,674	103,529	158,247	22,281
Government Securities	1,015,382	932,374	241,153	893,231	1,466,958	206,350	475,200	1,715,373	3,016,809	222,450
Other Securities	-	-	-	-	-	-	-	-	-	-
Investment in Related Companies	163,460	-	-	52,929	308,827	-	-	116,276	50,147	-
Corporate Bonds	-	361,117	-	67,181	296,822	15,000	24,300	198,683	312,746	-
Commercial Papers	-	-	-	-	10,192	-	-	-	-	-
Debentures	-	-	-	-	-	-	-	-	-	-
Ordinary Shares Quoted	238,078	113,382	108,696	44,200	388,743	831	159,713	162,348	852,552	67,340
Ordinary Shares Unquoted	-	-	-	-	210,786	80,613	6,088	-	15,081	-
Preference Shares Quoted	-	-	-	-	-	-	-	-	-	-
Preference Shares Unquoted	-	-	-	-	-	-	-	-	-	-
Loans Secured & Unsecured	14,873	3,677	7,292	21,942	296,584	4,290	32,829	67,688	-	7,833
Mortgages	-	28,313	30,109	-	-	-	-	271,807	-	12,733
Term Deposits	999,803	2,038,022	126,365	1,636,038	1,101,962	195,823	752,788	1,080,952	565,886	274,019
Cash and Cash Balances	787,096	116,159	44,489	82,417	36,135	8,757	147,213	413,208	255,134	22,782
Outstanding Premiums	-	1,585,547	739,300	929,052	1,894,881	183,486	513,139	1,130,187	1,043,227	564,815
Other Receivables	-	110,140	-	13,213	3,943	-	17,043	63,688	92,577	102,359
Other Assets	233,473	59,749	103,814	169,421	86,657	196,725	683,752	285,954	275,525	-
Intangible Assets	101,066	-	61,851	71,496	364,687	12,089	1,156	21,232	345,814	42,788
Total Assets	4,851,174	6,512,384	2,858,288	5,510,561	9,054,384	2,047,048	3,836,379	5,775,925	9,573,747	1,758,081

Amounts in thousand Shillings

Continued next page

Continued from previous page

APPENDIX 17: SUMMARY OF GENERAL INSURANCE BUSINESS BALANCE SHEETS AS AT 31.03.2016

Company	INVESCO ASSURANCE COMPANY	JUBILEE INSURANCE COMPANY	KENINDIA ASSURANCE COMPANY	KENYA ORIENT INSURANCE COMPANY	KENYA REINSURANCE CORPORATION	MADISON INSURANCE COMPANY	MAYFAIR INSURANCE COMPANY	OCCIDENTAL INSURANCE COMPANY	PACIS INSURANCE COMPANY	PHOENIX OF EAST AFRICA ASSURANCE
Share Capital	1,680,000	2,000,000	400,000	810,721	1,749,873	300,000	525,000	693,000	303,000	300,000
Share Premium □	-	-	1,198	-	-	-	-	-	17,712	-
Revaluation Reserves	560	423,720	(3,013)	391,005	4,049	-	365,639	1,506	(1,219)	133,384
Statutory Reserves	-	-	-	-	-	-	-	-	-	-
Retained Earnings	(1,277,233)	3,179,865	1,568,402	121,371	16,134,100	437,924	827,411	483,242	321,864	1,131,885
Other Reserves	-	-	289,427	50,000	1,355,074	-	-	40,194	(2,324)	-
Total Equity □	403,328	5,603,585	2,256,014	1,373,097	19,243,096	737,924	1,718,050	1,217,943	639,033	1,565,269
Underwriting Provisions	2,599,533	7,308,348	2,723,168	1,525,564	9,544,919	1,537,395	1,708,916	1,225,843	1,013,094	307,879
Actuarial Contract Liabilities	-	-	-	-	-	-	-	-	-	-
LongTerm Liabilities	98,594	-	81,251	91,451	-	-	-	1,044	40,000	-
Current Liabilities	66,240	914,163	1,187,166	185,123	873,168	89,662	566,988	220,630	119,395	151,685
Total Equity And Liabilities	3,167,695	13,826,097	6,247,600	3,175,234	29,661,183	2,364,981	3,993,954	2,665,460	1,811,522	2,024,833
Land And Buildings	75,967	-	635,827	79,135	28,098	-	218,353	-	75,500	-
Investment Property	1,178,480	-	1,022,766	429,152	6,726,538	567,000	390,663	441,683	745,325	-
Other Fixed Assets	62,632	37,637	87,570	46,521	62,198	56,372	70,410	30,257	45,486	41,965
Government Securities	189,000	3,916,229	1,506,610	172,617	7,236,881	399,624	427,701	635,795	142,259	282,500
Other Securities	-	-	-	-	-	247	-	-	-	-
Investment in Related Companies	-	1,614,260	81,905	170,000	3,440,365	-	372,222	-	-	143,807
Corporate Bonds	-	29,510	51,855	5,082	494,522	23,704	129,477	34,550	-	-
Commercial Papers	-	-	38,984	-	-	37,408	-	-	-	-
Debentures	-	-	-	-	-	-	-	-	-	-
Ordinary Shares Quoted	2,633	1,962,549	72,003	5,081	2,605,166	11,395	197,732	111,234	1,603	240,090
Ordinary Shares Unquoted	-	579,425	122,779	1,070,273	202,231	94,527	494,084	100,825	1,420	-
Preference Shares Quoted	-	411	-	-	86	-	-	-	-	-
Preference Shares Unquoted	-	-	-	-	-	-	-	-	-	-
Loans Secured & Unsecured	-	30,083	-	-	-	2,626	11,206	-	-	5,763
Mortgages	-	68,784	-	-	662,126	-	-	-	-	-
Term Deposits	347,373	318,951	495,473	107,581	3,107,637	295,175	653,765	485,998	58,465	672,874
Cash and Cash Balances	108,365	103,262	16,896	67,885	69,450	87,980	72,589	120,734	(7,979)	1,553
Outstanding Premiums	419,959	3,986,798	936,979	738,942	3,080,390	664,101	684,702	604,953	589,631	308,801
Other Receivables	299,626	647,495	-	36,055	383,423	69,564	-	58,425	146,045	82,319
Other Assets	-	80,390	1,176,893	79,962	265,642	3,384	260,133	11,687	-	183,658
Intangible Assets	483,660	450,311	1,061	166,949	1,296,430	51,874	10,918	29,320	13,766	61,501
Total Assets	3,167,695	13,826,097	6,247,600	3,175,234	29,661,183	2,364,981	3,993,954	2,665,460	1,811,522	2,024,833

Amounts in thousand Shillings

Continued next page

Continued from previous page

APPENDIX 17: SUMMARY OF GENERAL INSURANCE BUSINESS BALANCE SHEETS AS AT 31.03.2016

Company	RESOLUTION INSURANCE COMPANY	SAHAM INSURANCE COMPANY	TAKAFUL INSURANCE OF AFRICA	TAUSI ASSURANCE COMPANY	THE KENYAN ALLIANCE INSURANCE COMPANY	THE MONARCH INSURANCE COMPANY	TRIDENT INSURANCE COMPANY	UAP INSURANCE COMPANY	XPLICO INSURANCE COMPANY	TOTAL
Share Capital	330,000	300,000	470,203	600,000	300,000	316,476	500,000	600,000	887,500	28,341,557
Share Premium □	270,000	-	50,000	-	-	-	-	-	-	1,042,192
Revaluation Reserves	(10,997)	(4,184)	-	152,683	85,660	-	209,311	8,599	19,670	4,431,962
Statutory Reserves	-	-	-	-	-	-	-	-	-	(200,000)
Retained Earnings	(355,620)	164,023	(41,559)	300,512	1,182,011	58,251	1,484,018	5,470,446	20,330	49,015,774
Other Reserves	-	14,965	-	(17,820)	(51)	62,000	25,000	1,849,562	-	5,067,837
Total Equity □	233,383	474,804	478,644	1,035,375	1,567,619	436,728	2,218,329	7,928,607	927,500	87,699,322
Underwriting Provisions	929,979	467,430	656,461	820,489	1,324,835	541,091	1,481,762	7,131,920	900,472	101,770,938
Actuarial Contract Liabilities	-	-	-	-	-	-	-	-	-	-
LongTerm Liabilities	-	-	-	54,362	55,008	-	51,217	-	-	1,239,470
Current Liabilities	559,473	248,970	232,768	201,683	297,329	50,439	352,945	1,194,820	277,148	17,579,864
Total Equity And Liabilities	1,722,835	1,191,204	1,367,873	2,111,909	3,244,792	1,028,258	4,104,254	16,255,347	2,105,120	208,289,594
Land And Buildings	-	-	-	266,564	105,000	-	240,660	-	586,500	4,866,285
Investment Property	-	-	21,100	-	1,255,849	409,025	1,716,399	3,582,700	19,200	34,153,293
Other Fixed Assets	165,370	12,044	43,682	20,275	45,835	23,687	21,766	82,050	140,839	2,516,724
Government Securities	130,366	368,505	30,259	797,574	168,896	139,034	253,549	3,083,232	80,000	44,945,620
Other Securities	-	-	-	29,777	-	-	17,155	-	103,000	427,569
Investment in Related Companies	-	-	-	-	-	-	-	-	25,251	7,359,013
Corporate Bonds	-	74,280	54,469	-	27,476	-	25,000	591,693	-	3,581,253
Commercial Papers	-	-	-	-	-	-	-	245,138	-	783,960
Debentures	-	-	-	-	-	-	-	-	-	-
Ordinary Shares Quoted	-	35,749	-	201,872	22,993	-	6,034	1,820,762	-	13,323,510
Ordinary Shares UnQuoted	-	-	-	6,490	-	59	7,985	66,450	-	3,451,961
Preference Shares Quoted	-	-	-	-	-	-	-	-	-	497
Preference Shares Unquoted	-	-	-	-	-	-	-	-	-	-
Loans Secured & Unsecured	-	9,992	-	2,582	11,317	-	1,157,091	1,170,800	4,186	3,337,542
Mortgages	-	-	-	103,418	-	-	-	210,983	-	1,474,113
Term Deposits	495,073	385,515	494,318	320,465	834,242	5,393	10,905	1,808,765	299,833	29,456,368
Cash and Cash Balances	31,881	8,060	178,135	34,021	24,717	1,401	36,439	569,718	23,561	5,070,501
Outstanding Premiums	464,017	221,786	381,129	242,121	575,448	374,342	483,205	1,966,252	595,745	37,451,046
Other Receivables	93,751	12,228	-	-	53,445	3,980	79,189	176,401	131,887	3,932,686
Other Assets	157,078	63,044	113,373	10,321	65,012	36,731	25,215	493,341	84,475	6,170,642
Intangible Assets	185,299	-	51,407	76,429	54,562	34,606	23,662	387,062	10,643	5,987,012
Total Assets	1,722,835	1,191,204	1,367,873	2,111,909	3,244,792	1,028,258	4,104,254	16,255,347	2,105,120	208,289,594

Amounts in thousand Shillings