



Insurance Industry Report for the Period

January – March 2017

First Quarter Release

June 2017

INTRODUCTION

About Insurance Regulatory Authority

The Insurance Regulatory Authority (IRA) is a State Corporation whose mandate is to regulate, supervise and promote the development of the insurance industry in Kenya. The key players regulated by IRA are Insurance Companies, Re-Insurance Companies, Insurance Brokers, Insurance Agents, Motor Assessors, Insurance Investigators, Insurance Surveyors, Loss Adjustors, Claim Settling Agents and Risk Managers.

The Authority has been working with various stakeholders locally, regionally and internationally to put in place policies that will enhance the regulatory environment for the insurance sector growth and enhance insurance access in the country.

About this Release

This is the 2017 first quarter industry release which provides market information and statistical overview of the insurance industry in Kenya for the period January to March 2017. This report includes data for all the insurers and reinsurers regulated by the authority with the exception of Invesco Insurance Company whose return had not been approved by the date of this report.

Acknowledgement

The insurance information contained in this report has been extracted from the quarterly unaudited returns submitted to the Authority in line with Section 54 of the Insurance Act. No adjustments have been made to the returns' data except where necessary in consultation with the insurer(s) or reinsurer(s).

The publication of any summary of the returns in this report does not necessarily mean that the returns so summarized have satisfied all the requirements of the Insurance Act, or that the Commissioner of Insurance approves the accuracy or the contents of the returns.

All the amounts are given in thousand Kenya shillings ('000' KES) except where otherwise stated.

Industry Highlights

The Authority, in partnership with other stakeholders, has continued to undertake various initiatives aimed at developing the insurance industry in Kenya.

During the first quarter of 2017, the following activities were undertaken by IRA in line with its mandate to promote the development of the insurance sector in Kenya.

Executive Certificate of Proficiency in Insurance

The authority conducted the following ECOP trainings in the particular counties:

County	No.of Participants	Period
Makueni	112	16 th - 28 th January,2017
Nyamira	126	6 th - 18 th February,2017
Kakamega	100	27 th March - 8 th April,2017

Trainings and Other Stakeholders workshops

The following trainings and workshops for various stakeholders were conducted during the first quarter of the year 2017:

County	Training	Period
Nairobi	Marine Cargo Insurance Launch	11 th January, 2017
Makueni	Mobile Clinic and Roadshow	26 th - 28 th January,2017
Meru	Continuous Legal Education	27 th January, 2017
Mombasa	Champions	1 st - 2 nd February, 2017
Nyamira	Champions, Mobile Clinic and Roadshow	15 th - 18 th February, 2017
Homabay	Continuous Legal Education	24 th February, 2017
Kakamega	Champions, Mobile Clinic and Roadshow	5 th - 8 th April, 2017

Recently Developed/Repackaged Insurance Products

During the first quarter of the year 2017 the following new/repackaged insurance products were filed with the Authority by various insurance companies:

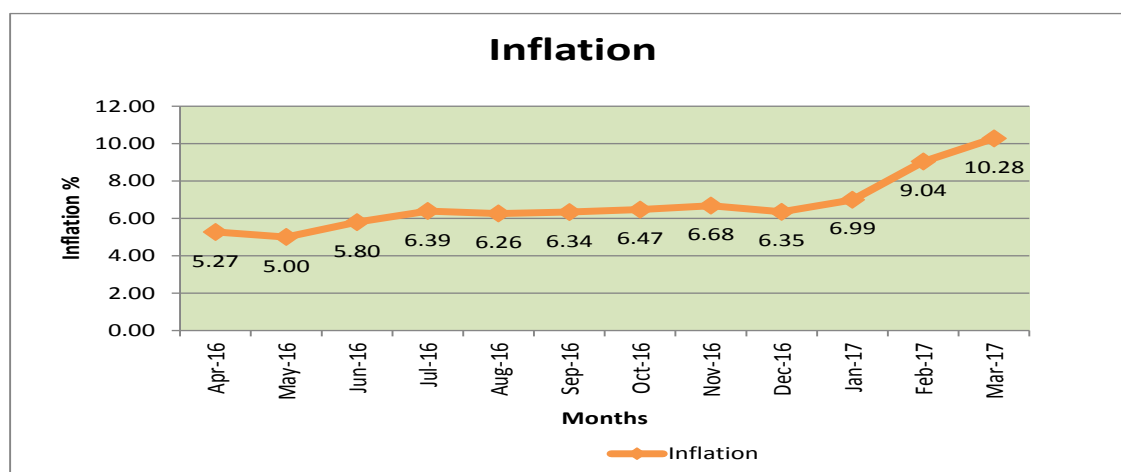
New/Repackaged product	Class of Business	Company
Cyber Edge	Liability	AIG Insurance
Britam Critical Illness Plan	Individual Life	Britam Life
Britam Family Income Plan	Individual Life	Britam Life
Medipack	Medical(SME)	CIC General
CIC Bima Credo	Individual Life	CIC Life
Temporary Disability	Group Credit	ICEA Lion Life
Corporate Medical Cover	Medical	Pacis Insurance
Individual Medical Cover	Medical	Pacis Insurance
AfyaKamili	Medical	UAP Insurance

ECONOMIC AND MARKET ANALYSIS

Some key economic indicators' trends are analyzed as follows:

Inflation:

The *Consumer price index (CPI)* is used to determine the rate of inflation in an economy. This index measures changes in the price level of consumer goods and services purchased by households in a given period relative to a base period.

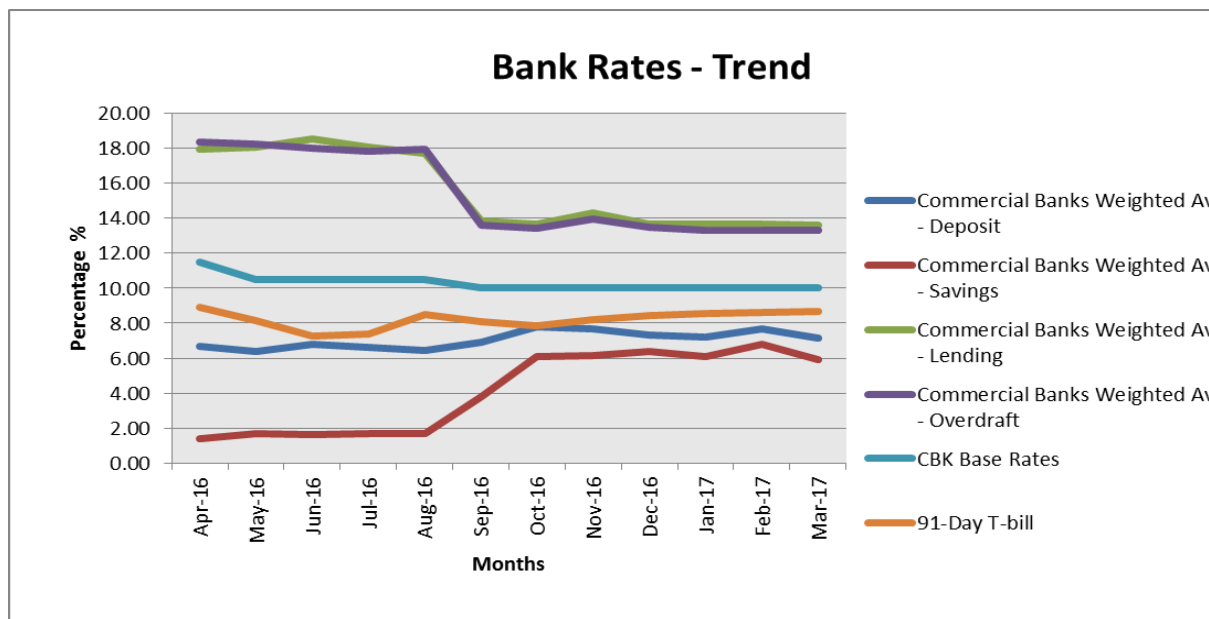


Source: KNBS

The first quarter of 2017 opened at 6.99% up from 6.35% in December 2016 and closed at 10.28% in March 2017. The average rate of inflation during the first quarter of 2017 was 8.8% compared to an average rate of 6.5% in the previous

quarter. The rise in inflation may be attributed to poor rains that led to increase in energy and food prices.

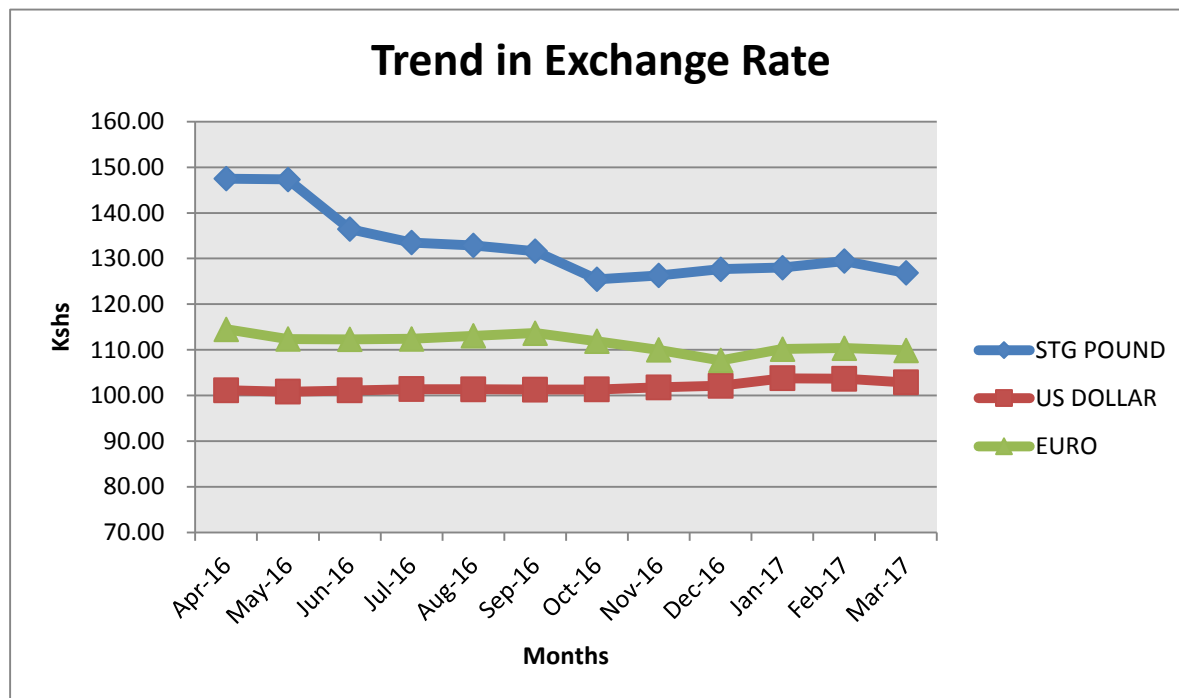
Bank Rates



The commercial bank lending rate remained below the cap rate (14%) as per the interest cap law while the Central Bank base rate remained unchanged at 10% in quarter one of 2017. The average lending rate for the first quarter of 2017 was 13.65%.

The money market yield closed at 8.69% in March 2017 compared to quarter four 2016 closing figure of 8.44%. The quarterly average money market yield was higher in quarter one of 2017 compared to the average yield in the closing quarter of 2016.

Exchange Rates:

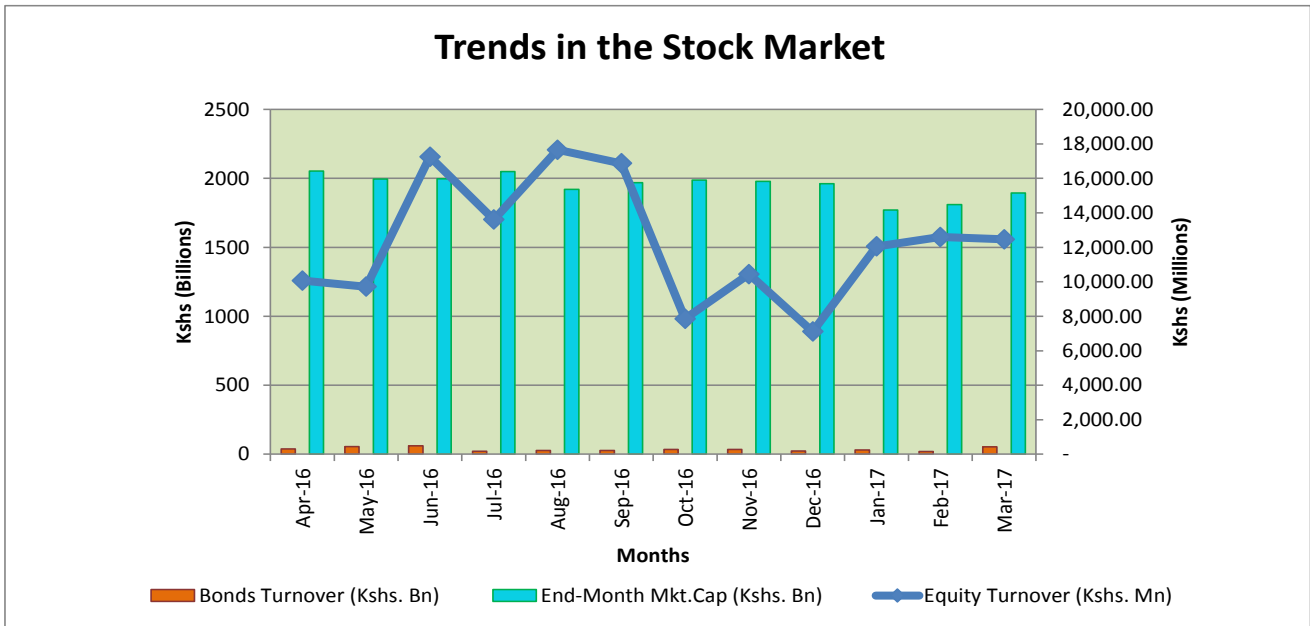


Source: CBK

The Kenyan shilling appreciated against the pound and depreciated against the other two major currencies during the first quarter of 2017. The end of quarter exchange rate was KES 126.87, KES 102.85 and KES 109.87 against the pound, dollar and euro respectively.

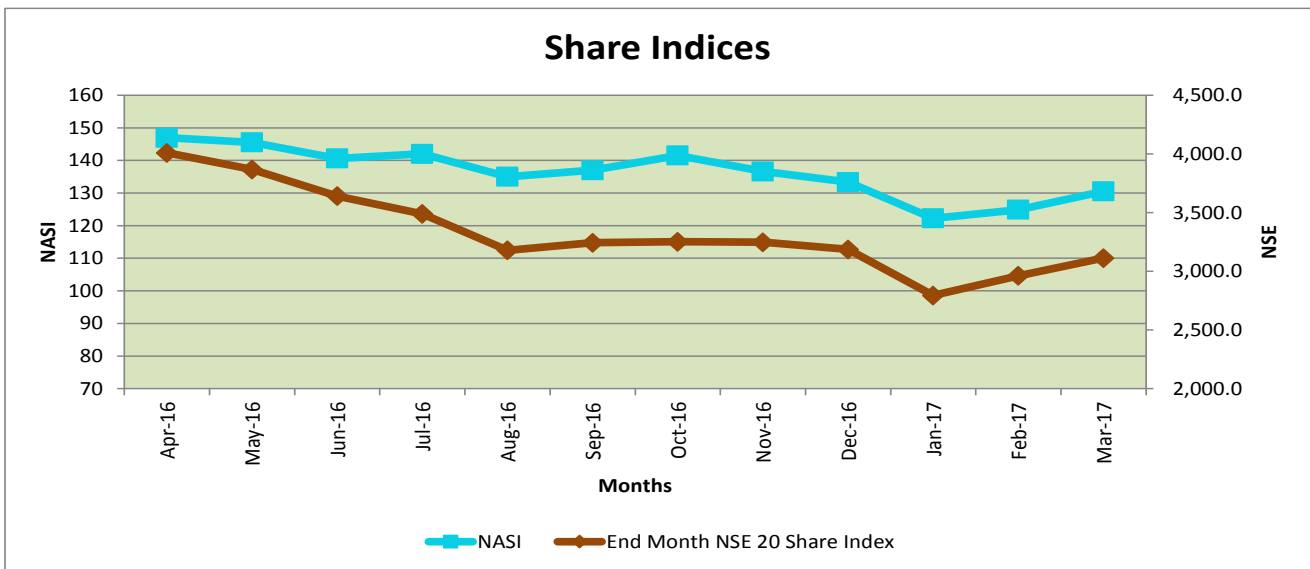
Capital Markets:

Performance of the Kenyan Capital Market has improved slightly in the period under review. Equity turnover was KES 12.05 billion in January 2017 up from KES 7.11 billion in December 2016. By the end of March 2017, equity turnover was KES 12.46 billion. On the other hand, market capitalization closed at KES 1.89 trillion declining from the KES 1.96 trillion as at end of December 2016.



Source: CMA

The NSE and NASI have also continued to fall closing at 3,112.52 and 130.5 respectively in March 2017 compared to the quarter four 2016 closing figures of 3,186.21 and 133.34.



Source: CMA

Real Estate Market:

The Kenya Bankers Association Housing Price Index (KBA-HPI) increased by 1.10% in the first three months of 2017 compared to the 1.58% rise during the final quarter of 2016.

According to KBA report (Issue 10, 2017), the stabilization of house prices experienced in the last two quarters of 2016 has continued in 2017. This is largely due to reduced demand attributed to the implementation of the interest capping law which has led to a reduction in mortgage approvals, as lenders have become stricter to reduce risk.

ANALYSIS OF KEY INSURANCE INDICATORS

The industry data is summarized in the following table:

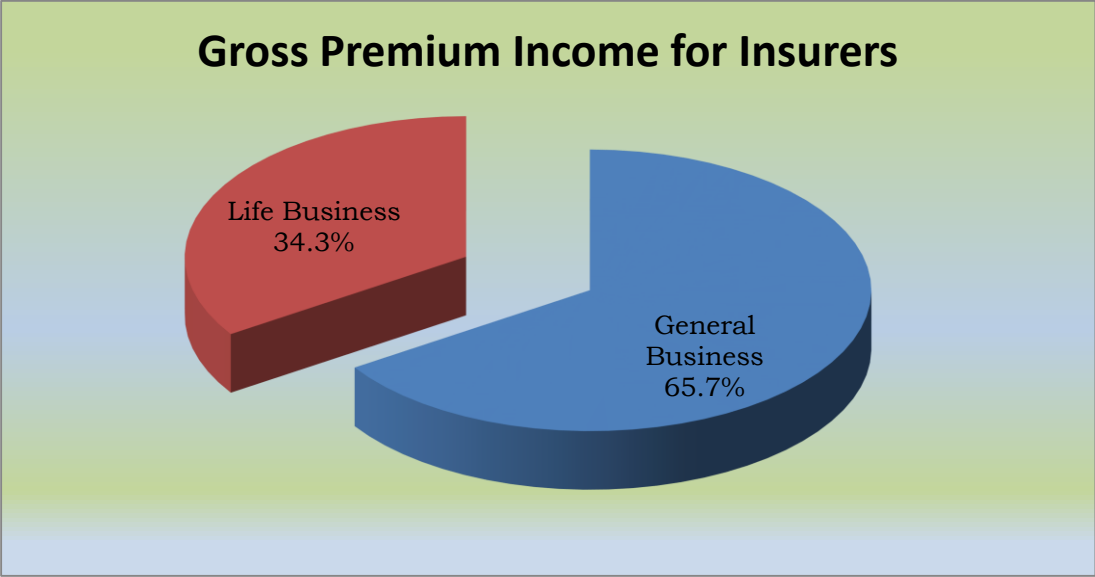
Key Performance Indicators								
Indicator	Long term Business				General business			Annual Change (%) (2016/2015)
	2017 Q1	2016 Q1	2015 Q1	Annual Change (%) (2016/2015)	2017 Q1	2016 Q1	2015 Q1	
	KES '000'	KES '000'	KES '000'		KES '000'	KES '000'	KES '000'	
Insurers								
Gross Premium Income	21,654,001	17,349,756	15,978,805	24.81	41,559,061	37,915,941	34,428,667	9.61
Net Premium Income	19,682,868	15,412,487	14,411,514	27.71	29,785,070	28,039,562	24,160,411	6.23
Net Earned Premium Income (GB)	-	-	-	-	22,422,011	21,626,560	19,351,355	3.68
Claims Incurred (GB)	-	-	-	-	14,596,760	13,873,867	12,388,600	5.21
Benefit Payment (LT)	10,150,578	9,437,788	13,058,425	7.55	-	-	-	-
Commissions	1,355,976	1,370,454	1,155,767	-1.06	1,563,132	1,754,301	1,335,779	-10.90
Management Expenses	2,992,941	2,513,870	2,332,508	19.06	6,715,861	6,164,786	5,534,229	8.94
Underwriting Profits (GB)	-	-	-	-	(453,736)	(166,393)	92,748	172.69
Profit Before Tax (EBT)	1,544,917	(216,827)	1,083,291	812.51	1,612,781	1,981,816	2,612,341	-18.62
Profit After Tax (PAT)	1,209,678	(286,239)	905,341	522.61	986,755	1,375,689	1,939,702	-28.27
Shareholders' Funds	42,909,923	38,155,330	32,496,548	12.46	66,150,434	65,318,878	61,289,387	1.27
Total Assets	314,859,653	281,601,446	252,747,312	11.81	183,659,967	170,736,400	159,012,764	7.57
Total Liabilities	271,949,730	243,446,116	220,250,764	11.71	117,509,533	105,417,522	97,723,377	11.47
Investments	280,970,151	248,463,571	230,182,132	13.08	116,056,259	112,771,817	105,116,056	2.91
Reinsurers								
Gross Premium Income	607,805	605,473	321,101	0.39	3,400,268	2,615,217	2,615,353	30.02
Net Premium Income	513,399	488,572	247,214	5.08	3,186,999	2,350,290	2,441,460	35.60
Net Earned Premium Income (GB)	-	-	-	-	2,824,239	2,285,473	2,280,208	23.57
Claims Incurred (GB)	-	-	-	-	1,609,136	1,379,241	1,418,858	16.67
Benefit Payment (LT)	223,924	279,915	183,940	-20.00	-	-	-	0.00
Commissions	153,036	148,098	108,384	3.33	816,535	701,959	769,379	16.32
Management Expenses	84,308	84,883	38,423	-0.68	422,892	279,017	249,425	51.56
Underwriting Profits (GB)	-	-	-	-	(24,322)	(74,744)	(157,456)	-67.46
Profit Before Tax (EBT)	47,949	231,759	89,407	-79.31	705,794	657,875	593,900	7.28
Profit After Tax (PAT)	(24,947)	203,750	54,431	-112.24	602,360	478,224	424,433	25.96
Shareholders' Funds	4,798,013	4,210,016	3,553,361	13.97	24,776,158	22,380,444	20,517,577	10.70
Total Assets	9,623,578	8,566,068	7,352,116	12.35	39,235,049	37,553,194	33,726,108	4.48
Total Liabilities	4,825,565	4,356,052	3,798,755	10.78	14,458,891	15,172,750	13,208,531	-4.70
Investments	8,821,885	8,095,341	7,075,390	8.97	30,684,555	29,522,882	27,296,517	3.93

Industry Gross Premium Income

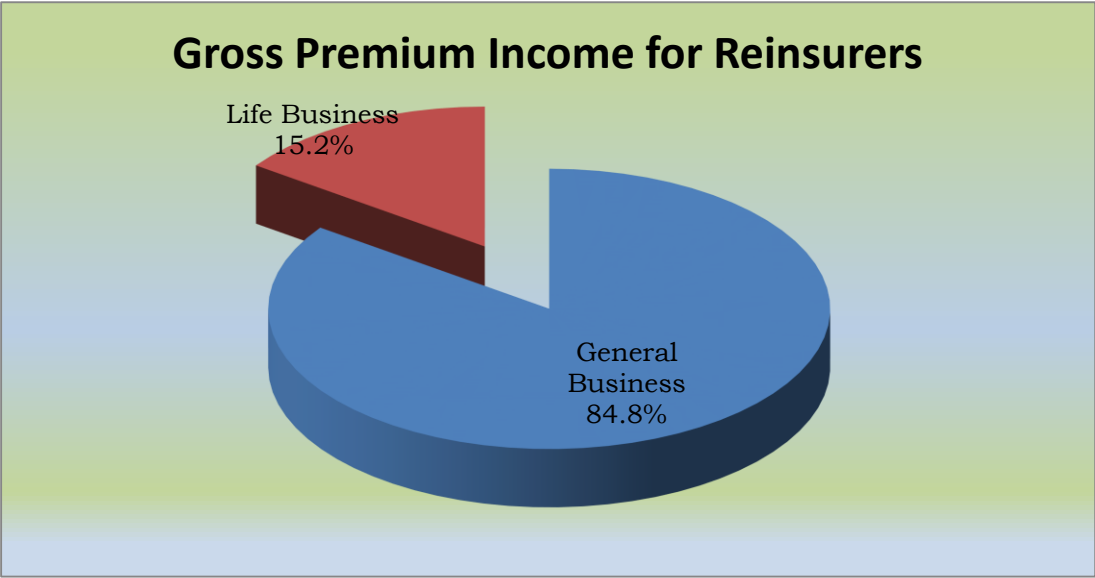
In the first quarter of 2017, insurance premiums grew by 14.4%. This was an accelerated growth compared to the 9.6% growth witnessed in the first quarter of 2016. The growth was largely driven by the long-term segment which grew by 24.8% compared to a 9.6% growth in the general insurance business segment.

The general insurance business segment contributed 65.7% (KES 41.56 billion) while long-term insurance business contributed 34.3% (KES 21.65 billion) of the total premium written by insurers during the period under review.

The following chart shows the distribution of gross premium income written by insurers:



The distribution of gross premium income under reinsurance business is shown in the following chart:



Reinsurers reported premium income of KES 4.01 billion for the first quarter of 2017. This was a growth of 24.4% from the KES 3.22 billion reported by the end of March 2016. The gross premium income reported under life reinsurance business amounted to KES 607.81 million while that under general reinsurance business was KES 3.40 billion.

Claims experience and underwriting expenses

The loss ratio under general insurance for the period under review was 65.1% (2015: 64.2%). Claims incurred by general insurers were KES 14.60 billion in the first quarter of 2017, an increase of 5.2% compared to KES 13.87 billion incurred during the previous year.

Underwriting expenses comprise of management expenses and commissions (business acquisition costs). The net spending on commissions for the period under review was KES 2.92 billion, representing a decline of 6.6% from KES 3.12 billion reported in the first quarter of the previous year. Management expenses grew by 11.9% from KES 8.68 billion reported in the first quarter of 2016 to KES 9.71 in the corresponding period of 2017.

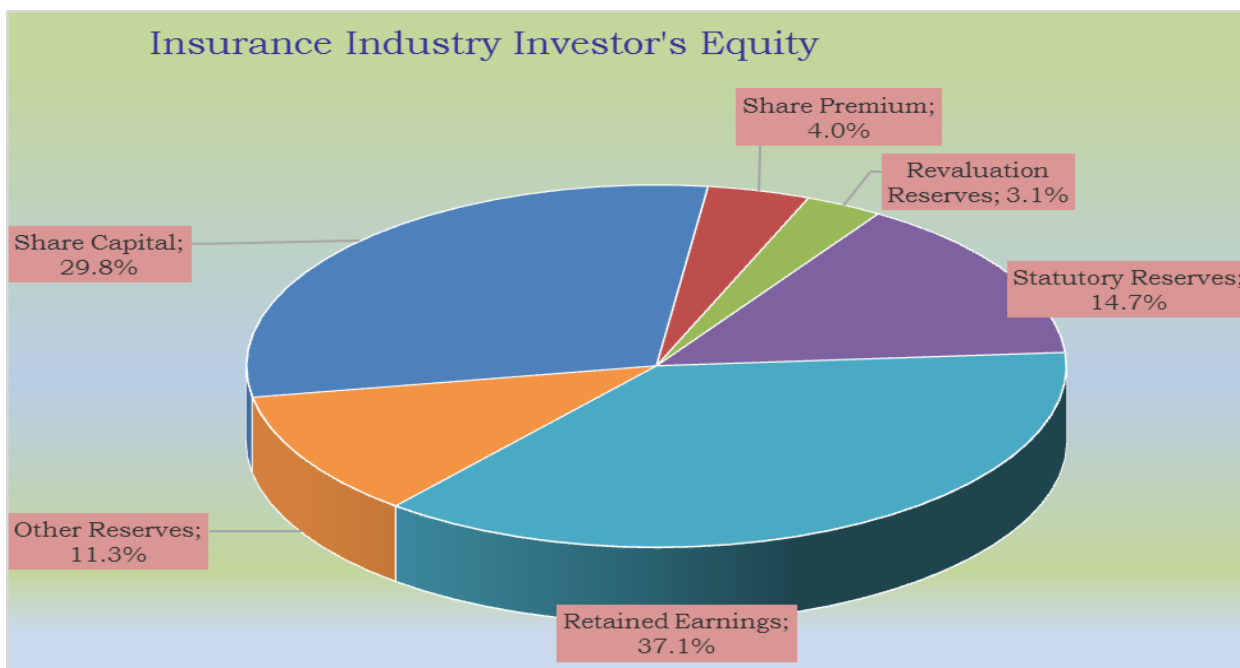
Commissions and management expense ratios under general insurance business were 7.0% and 30.0% respectively resulting to a combined ratio of 102.0%.

Shareholders' Funds

Investors' equity funds grew marginally by 6.6% to stand at KES 138.63 billion as at the end of March 2017 from the KES 130.06 billion reported in the first quarter of 2016.

Some of the key components of shareholders' funds were retained earnings at 37.1%, paid up capital at 29.8% and statutory reserves at 14.7%.

The distribution of industry investor's equity is shown in the following chart:



Assets and Liabilities

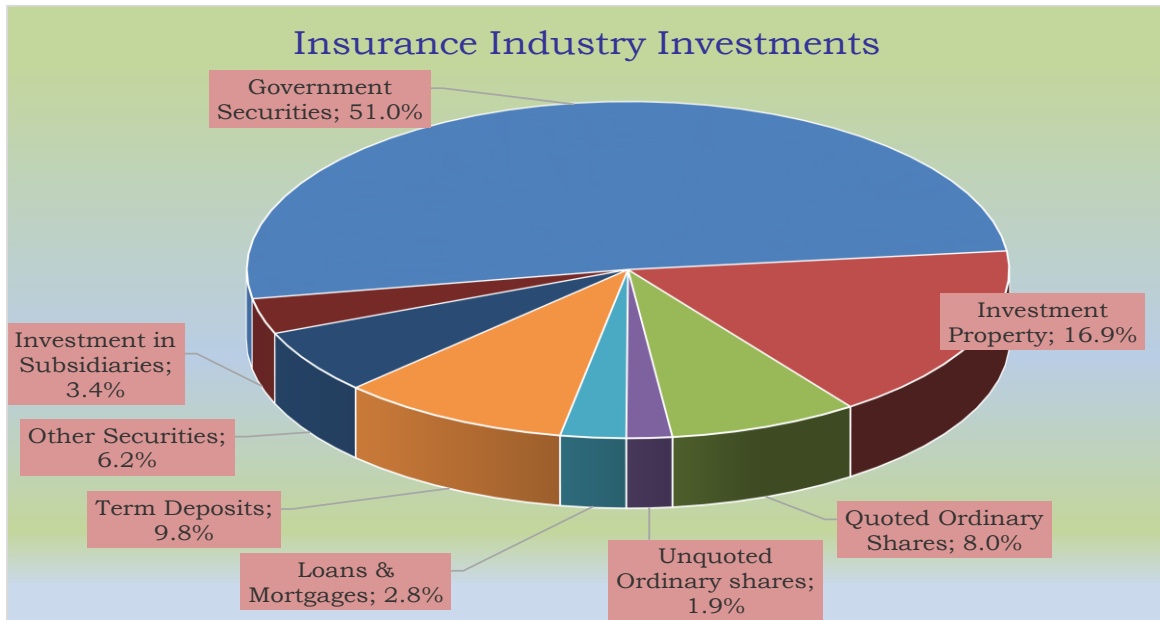
The insurance industry asset base increased by 9.8% to KES 547.38 billion as at the end of March 2017 from the KES 498.46 billion held as at the end of March 2016. 79.8% (KES 436.53 billion) of these assets were held in income generating investments.

The total insurance industry's liabilities grew by 11.0% to KES 408.74 billion from KES 368.39 billion registered in the corresponding period of 2016.

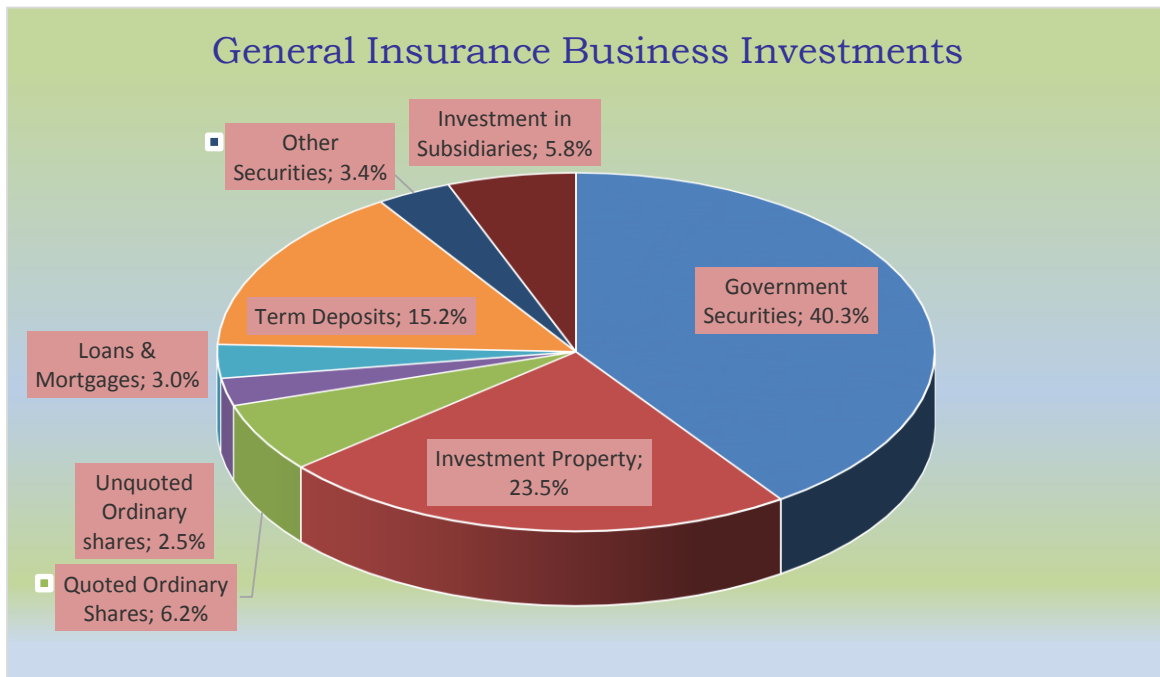
Investments

Investments by the industry grew by 9.5% from KES 398.85 billion reported in the first quarter of 2016 to KES 436.53 in 2017. Asset classes with the highest investment proportions were; government securities (51.0%), investment property (16.9%), ordinary shares (10.0%) and term deposits (9.8%).

The investment portfolio for the industry is shown in the following chart:

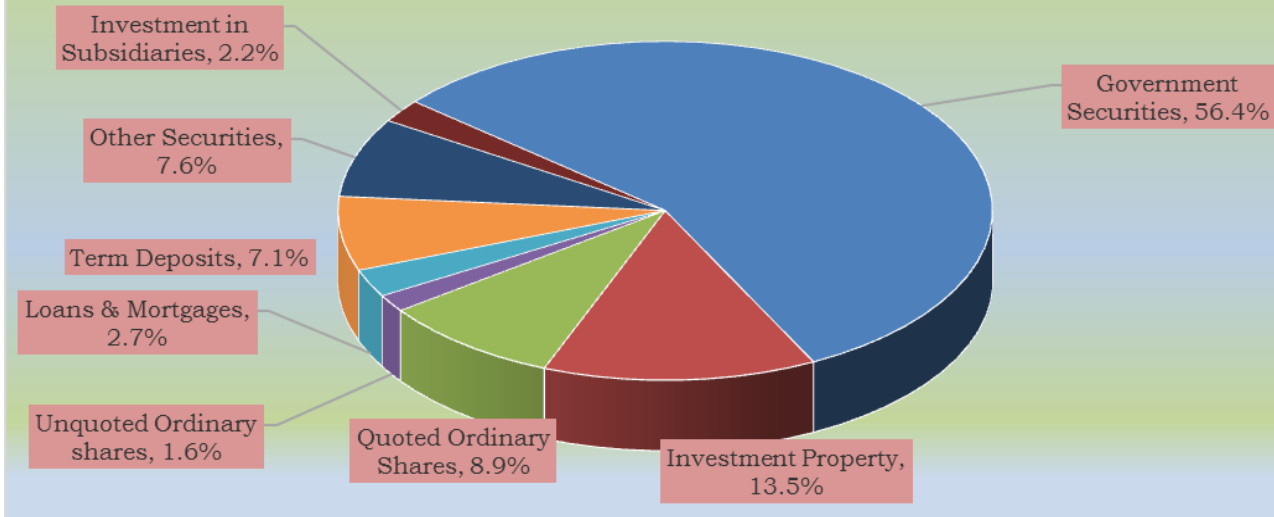


The following chart shows the distribution of the investments held by the general insurance business underwriters:



The following chart displays the distribution of the investments held by the long term underwriters:

Long term Insurance Business Investments



Key Industry Operating Ratios

The industry key operating ratios for both long term and general insurance businesses for the first quarter of 2017 are summarized in the following table:

Indicator	Long Term Business			General business		
	2017 Q1	2016 Q1	2015 Q1	2017 Q1	2016 Q1	2015 Q1
Insurers (%)						
Retention Ratio	90.90	88.83	90.19	71.67	73.95	70.18
Incurred Claims Ratio (GB)	-	-	-	65.10	64.15	64.02
Commission Ratio	6.89	8.89	8.02	6.97	8.11	6.90
Management Expense Ratio	15.21	16.31	16.19	29.95	28.51	28.60
Combined Ratio (GB)	-	-	-	102.02	100.77	99.52
Shareholders' funds to Total Assets	13.63	13.55	12.86	36.02	38.26	38.54
Return on Assets (ROA)	0.52	-0.08	0.51	0.91	1.20	1.81
Return on Equity (ROE)	2.98	-0.81	3.19	1.50	2.17	3.73
Reinsurers (%)						
Retention Ratio	84.47	80.69	76.99	93.73	89.87	93.35
Incurred Claims Ratio (GB)	-	-	-	56.98	60.35	62.22
Commission Ratio	29.81	30.31	43.84	28.91	30.71	33.74
Management Expense Ratio	16.42	17.37	15.54	14.97	12.21	10.94
Combined Ratio (GB)	-	-	-	100.86	103.27	106.91
Shareholders' funds to Total Assets	49.86	49.15	48.33	63.15	59.60	60.84
Return on Assets (ROA)	0.53	2.91	1.39	1.84	1.85	2.02
Return on Equity (ROE)	-0.55	5.25	1.72	2.55	2.23	2.42

Definition of Ratios

Retention ratio = $(\text{Net premium} / \text{Gross premium}) * 100$

Net Incurred claims ratio = $(\text{Net Incurred claims} / \text{Net earned premium}) * 100$

Net Commission ratio (general) = $(\text{Net Commissions} / \text{Net earned premium}) * 100$

Net Commission ratio (long term) = $(\text{Net Commissions} / \text{Net premium}) * 100$

Management expense ratio (general) = $(\text{Management expense} / \text{Net earned premium}) * 100$

Management expense ratio (long term) = $(\text{Management expense} / \text{Net premium}) * 100$

Combined ratio (general) = $(\text{Net incurred claims ratio} + \text{Net commissions ratio} + \text{Management expense ratio})$

Shareholders' funds to total assets = $(\text{Shareholders' funds} / \text{Total assets}) * 100$

Return on assets = $(\text{Profit before tax} / \text{average total assets}) * 100$

Return on equity = $(\text{Profit after tax} / \text{average equity}) * 100$

Statistical Appendices

Appendix 1: Summary of General Insurance Business Profit & Loss Accounts for the Period Ended 31.03.2017

Appendix 2: Summary of Long Term Insurance Business Profit & Loss Accounts For the Period Ended 31.03.2017

Appendix 3: Summary of Long Term Insurance Business Gross Premium Income for the Period Ended 31.03.2017

Appendix 4: Summary of Long Term Insurance Business Market Share per Class for the Period Ended 31.03.2017

Appendix 5: Summary of Life Assurance Business Revenue Accounts for the Period Ended 31.03.2017

Appendix 6: Summary of Annuities Business Revenue Accounts for the Period Ended 31.03.2017

Appendix 7: Summary of Group Life Business Revenue Accounts for the Period Ended 31.03.2017

Appendix 8: Summary of Group Credit Business Revenue Accounts for the Period Ended 31.03.2017

Appendix 9: Summary of Investments Business Revenue Accounts for the Period Ended 31.03.2017

Appendix 10: Summary of Permanent Health Business Revenue Accounts for the Period Ended 31.03.2017

Appendix 11: Summary of Pensions Business Revenue Accounts for the Period Ended 31.03.2017

Appendix 12: Summary of Combined Long Term Business Revenue Accounts for the Period Ended 31.03.2017

Appendix 13: Summary of Gross Premium Income under General Insurance Business for the Period Ended 31.03.2017

Appendix 14: Summary of General Insurance Business Market Share per Class for the Period Ended 31.03.2017

Appendix 15: Summary of Claims Paid Under General Insurance Business for the Period Ended 31.03.2017

Appendix 16: Summary of Claims Incurred Under General Insurance Business for the Period Ended 31.03.2017

Appendix 17: Summary of Incurred Claims Ratios under General Insurance Business for the Period Ended 31.03.2017

Appendix 18: Summary of Underwriting Profits under General Insurance Business for the Period Ended 31.03.2017

Appendix 19: Summary of General Insurance Business Revenue Accounts for the Period Ended 31.03.2017

Appendix 20: Summary of Long Term Insurance Business Balance Sheets as at 31.03.2017

Appendix 21: Summary of General Insurance Business Balance Sheets as at 31.03.2017

APPENDIX 1: SUMMARY OF GENERAL INSURANCE BUSINESS PROFIT & LOSS ACCOUNTS FOR THE PERIOD ENDED 31.03.2017															
Company	Profit Transferred from Revenue	Investment Income	Other Income	Total Income	Loss Transferred From Revenue	Management Expenses	Total Outgo	Profit / (Loss) Before Taxation	Provision for Taxation	Profit/(Loss) After Taxation	Unappropriated Profit/(Loss) BF	Transfer To Reserves	Other Appropriations	Dividend	Unappropriated Profit / (Loss) CF
INSURERS															
AAR INSURANCE KENYA	(104,307)	70,222	17,789	(16,296)	-	-	-	(16,296)	-	(16,296)	(2,354)	-	-	-	(18,650)
AFRICAN MERCHANT ASSURANCE	-	-	-	-	38,714	-	38,714	(38,714)	-	(38,714)	561,094	-	-	-	522,381
AIG INSURANCE COMPANY	127,271	85,075	-	212,346	-	-	-	212,346	63,704	148,642	1,215,782	-	-	-	1,364,424
ALLIANZ INSURANCE COMPANY	-	-	-	-	57,366	-	57,366	(57,366)	7,743	(65,109)	(27,606)	-	-	-	(92,715)
APA INSURANCE COMPANY	-	236,466	582	237,048	7,302	-	48,071	188,977	52,576	136,401	3,818,038	-	-	200,000	3,754,439
BRITAM GENERAL INSURANCE	28,374	-	-	28,374	-	-	-	28,374	-	28,374	246,958	-	-	-	275,331
CANNON ASSURANCE COMPANY	-	16,533	-	16,533	16,493	-	16,493	40	-	40	32,810	-	-	-	32,850
CIC GENERAL INSURANCE COMPANY	-	-	-	-	3,331	-	3,331	(3,331)	-	(3,331)	2,379,581	-	-	-	2,376,250
CORPORATE INSURANCE COMPANY	26,801	-	-	26,801	-	-	-	26,801	-	26,801	526,734	-	-	-	553,535
DIRECTLINE ASSURANCE COMPANY	212,183	33,246	3,681	249,109	-	19,967	19,967	229,143	68,743	160,400	731,479	-	-	-	891,879
FIDELITY SHIELD INSURANCE	-	38,826	-	38,826	73,541	4,956	98,047	(59,221)	-	(59,221)	461,593	-	-	-	402,372
FIRST ASSURANCE COMPANY	-	47,095	-	47,095	63,403	-	63,403	(16,308)	-	(16,308)	811,994	-	-	-	795,686
GA INSURANCE COMPANY	219,310	-	7,322	226,632	-	-	-	226,632	72,372	154,260	1,089,453	27,776	-	-	1,215,937
GEMINIA INSURANCE COMPANY	45,962	-	-	45,962	-	-	-	45,962	-	45,962	441,141	-	-	-	487,103
HERITAGE INSURANCE COMPANY	175,052	-	-	175,052	-	7,790	7,790	167,262	47,670	119,592	2,024,681	-	-	-	2,144,273
ICEA LION GENERAL INSURANCE	26,268	175,182	-	201,450	-	23,599	31,193	170,257	54,482	115,774	2,146,658	-	-	150,000	2,112,433
INTRA-AFRICA ASSURANCE	14,017	3,095	3,394	20,506	-	1,954	2,297	18,209	5,463	12,747	87,108	-	-	-	99,855
INVESCO ASSURANCE COMPANY	-	-	-	-	-	-	-	-	-	-	-	-	-	-	-
JUBILEE INSURANCE COMPANY	401,421	-	-	401,421	-	-	-	401,421	110,706	290,715	3,530,573	-	-	-	3,821,289
KENINDIA ASSURANCE COMPANY	-	-	3,495	3,495	157,827	1,919	178,813	(175,317)	-	(175,317)	1,858,986	-	-	-	1,683,669
KENYA ORIENT INSURANCE	38,239	775	-	39,014	-	26,331	26,331	12,682	3,805	8,878	(160,259)	-	-	-	(151,381)
MADISON INSURANCE COMPANY	117,324	-	-	117,324	-	-	-	117,324	-	117,324	761,937	-	-	-	879,260
MAYFAIR INSURANCE COMPANY	128,472	50,618	85	179,175	-	216	7,901	171,274	51,382	119,892	884,909	-	-	-	1,004,801
OCCIDENTAL INSURANCE COMPANY	146,009	-	4	146,012	-	14,164	14,616	131,396	39,419	91,977	340,918	-	-	-	432,896
PACIS INSURANCE COMPANY	(55,653)	-	-	(55,653)	-	-	-	(55,653)	-	(55,653)	389,461	-	-	-	333,808
PHOENIX OF EAST AFRICA	-	16,760	-	16,760	32,010	-	32,010	(15,250)	-	(15,250)	710,315	-	-	-	695,065
PIONEER INSURANCE COMPANY	-	-	-	-	23,524	-	23,524	(23,524)	-	(23,524)	-	-	-	-	(23,524)
RESOLUTION INSURANCE COMPANY	-	-	-	-	135,719	-	135,719	(135,719)	-	(135,719)	(904,076)	-	-	-	(1,039,795)
SAHAM INSURANCE COMPANY	5,214	-	-	5,214	-	-	-	5,214	1,564	3,650	149,780	-	-	-	153,430
SANLAM INSURANCE COMPANY	30,301	-	-	30,301	-	-	-	30,301	-	30,301	(274,289)	-	-	-	(243,987)
TAKAPUL INSURANCE OF AFRICA	-	-	6,230	6,230	32,740	3,953	36,694	(30,464)	-	(30,464)	(23,154)	-	-	-	(53,618)
TAUSI ASSURANCE COMPANY	(29,231)	55,082	-	25,852	-	1,041	3,448	22,404	4,357	18,046	372,332	-	-	-	390,379
THE KENYAN ALLIANCE INSURANCE	30,677	-	-	30,677	-	-	-	30,677	9,203	21,474	930,673	-	-	-	952,147
THE MONARCH INSURANCE	3,267	1,960	-	5,227	-	3,925	6,279	(1,052)	-	(1,052)	80,312	-	-	23,000	56,261
TRIDENT INSURANCE COMPANY	32,819	12,458	2,613	47,889	-	8,136	8,136	39,753	-	39,753	1,467,160	-	-	-	1,506,913
UAP INSURANCE COMPANY	-	217,112	5,870	222,982	113,523	-	113,523	109,459	32,838	76,622	4,787,884	-	-	-	4,864,505
XPLICO INSURANCE COMPANY	-	110	-	110	145,022	-	145,022	(144,912)	-	(144,912)	170,404	-	-	-	25,493
TOTAL	1,619,790	1,060,615	51,065	2,731,468	900,515	117,951	1,118,688	1,612,781	626,027	986,755	31,619,010	27,776	-	373,000	32,204,994
REINSURERS															
CONTINENTAL REINSURANCE	61,524	-	186	61,711	-	-	-	61,711	18,513	43,198	308,578	3,291	-	-	348,484
EAST AFRICA REINSURANCE	171,883	-	-	171,883	1,879	5,613	7,252	164,630	49,389	115,241	1,283,536	(24,442)	-	-	1,423,219
KENYA REINSURANCE CORPORATION	464,004	-	15,449	479,453	-	-	-	479,453	35,532	443,921	18,226,843	-	-	-	18,670,764
TOTAL	697,411	-	15,635	713,047	1,879	5,613	7,252	705,794	103,434	602,360	19,818,957	(21,151)	-	-	20,442,467
GRAND TOTAL	2,317,201	1,060,615	66,700	3,444,515	902,394	123,564	1,125,940	2,318,575	729,461	1,589,115	51,437,967	6,625	-	373,000	52,647,461

APPENDIX 2: SUMMARY OF LONG TERM INSURANCE BUSINESS PROFIT & LOSS ACCOUNTS FOR THE PERIOD ENDED 31.03.2017															
Company	Profit Transferred from Revenue	Investment Income	Other Income	Total Income	Loss Transferred From Revenue	Management Expenses	Total Outgo	Profit / (Loss) Before Taxation	Provision for Taxation	Profit/(Loss) After Taxation	Unappropriated Profit/(Loss) BF	Transfer To Reserves	Other Appropriations	Dividend	Unappropriated Profit/(Loss) CF
INSURERS															
APA LIFE ASSURANCE COMPANY	-	-	6,999	6,999	-	-	2,971	4,028	-	4,028	-	-	-	-	4,028
BARCLAYS LIFE	-	21,176	-	21,176	6,967	-	6,967	14,210	-	14,210	-	-	-	-	14,210
BRITAM LIFE ASSURANCE	1,156,448	97,025	-	1,253,473	-	-	-	1,253,473	358,821	894,652	-	-	-	-	894,652
CANNON ASSURANCE COMPANY	-	-	-	-	-	-	-	-	-	-	461,946	-	-	-	461,946
CAPEX LIFE ASSURANCE COMPANY	-	-	(16,006)	(16,006)	-	-	-	(16,006)	-	(16,006)	45,023	-	-	-	29,016
CIC LIFE ASSURANCE COMPANY	311,468	-	-	311,468	-	-	-	311,468	-	311,468	-	-	-	-	311,468
CORPORATE INSURANCE COMPANY	-	-	1,411	1,411	-	-	-	1,411	-	1,411	151,265	-	-	-	152,677
FIRST ASSURANCE COMPANY	-	-	-	-	-	-	-	-	1,405	(1,405)	-	(1,405)	-	-	-
GA LIFE ASSURANCE COMPANY	-	768	-	768	-	-	-	768	231	538	-	-	-	-	538
GEMINIA INSURANCE COMPANY	14,729	-	-	14,729	-	-	-	14,729	-	14,729	-	-	-	-	14,729
ICEA LION LIFE ASSURANCE	74,536	22,366	182	97,084	-	247	247	96,837	6,690	90,146	-	-	-	-	90,146
JUBILEE INSURANCE COMPANY	-	-	-	-	160,300	-	160,300	(160,300)	-	(160,300)	1,010,866	-	-	-	850,566
KENINDIA ASSURANCE COMPANY	15,000	-	-	15,000	-	-	-	15,000	-	15,000	69,440	-	-	-	84,440
KENYA ORIENT LIFE ASSURANCE	21,044	-	-	21,044	-	-	-	21,044	1,523	19,521	13,700	-	-	-	33,222
LIBERTY LIFE ASSURANCE COMPANY	-	-	92,107	92,107	-	-	-	92,107	10,245	81,862	(339,121)	46,417	-	-	(303,676)
MADISON INSURANCE COMPANY	-	-	-	-	154,420	-	154,420	(154,420)	(46,326)	(108,094)	62,000	(108,094)	-	-	62,000
METROPOLITAN INSURANCE	-	-	-	-	52,844	-	52,844	(52,844)	4,326	(57,170)	(921,553)	-	-	-	(978,723)
OLD MUTUAL LIFE ASSURANCE	69,111	54,434	-	123,545	-	2,141	2,141	121,404	-	121,404	(2,384,181)	-	-	-	(2,262,777)
PIONEER ASSURANCE COMPANY	19,394	-	-	19,394	-	-	-	19,394	-	19,394	265,300	-	-	-	284,694
PRUDENTIAL LIFE ASSURANCE	-	-	(21,885)	(21,885)	24,227	-	24,227	(46,112)	4,843	(50,955)	(893,094)	-	-	-	(944,048)
SAHAM ASSURANCE	-	-	-	-	-	-	-	-	-	-	(13,396)	-	-	-	(13,396)
SANLAM LIFE ASSURANCE	13,229	-	-	13,229	-	-	-	13,229	(6,519)	19,748	(952,418)	13,229	-	-	(945,899)
TAKAFUL INSURANCE OF AFRICA	4,265	-	-	4,265	-	3,761	3,761	504	-	504	34,045	(12,269)	-	-	46,818
THE KENYAN ALLIANCE INSURANCE	-	-	-	-	-	-	-	-	-	-	12,468	-	-	-	12,468
THE MONARCH INSURANCE	-	-	-	-	12,915	-	12,915	(12,915)	-	(12,915)	22,596	-	-	-	9,681
UAP LIFE ASSURANCE COMPANY	-	-	7,908	7,908	-	-	-	7,908	-	7,908	-	-	-	-	7,908
TOTAL	1,699,224	195,769	70,716	1,965,709	411,673	6,149	420,793	1,544,917	335,239	1,209,678	(3,355,114)	(62,122)	-	-	(2,083,312)
REINSURERS															
CONTINENTAL REINSURANCE	24,310	-	-	24,310	-	-	-	24,310	7,293	17,017	122,955	1,174	-	-	138,799
EAST AFRICAN REINSURANCE	13,064	41,393	-	54,457	-	654	771	53,686	16,645	37,041	428,292	23,983	-	-	441,380
KENYA REINSURANCE CORPORATION	(30,047)	-	-	(30,047)	-	-	-	(30,047)	48,957	(79,005)	3,496,869	-	-	-	3,417,864
TOTAL	7,327	41,393	-	48,720	-	654	771	47,949	72,895	(24,947)	4,048,116	25,157	-	-	3,998,013
GRAND TOTAL	1,706,551	237,162	70,716	2,014,429	411,673	6,803	421,564	1,592,866	408,134	1,184,731	693,002	(36,965)	-	-	1,914,701

APPENDIX 3: SUMMARY OF LONG TERM INSURANCE BUSINESS GROSS PREMIUM INCOME FOR THE PERIOD ENDED 31.03.2017									
Company	Life Assurances	Annuities	Pensions	Group Life	Group Credit	Permanent Health	Investments	Total	Market Share (%)
INSURERS									
APA LIFE ASSURANCE COMPANY	19,551	1,423	201,267	305,428	44,184	-	-	571,853	2.64
BARCLAYS LIFE	45,052	-	-	98,076	272,049	-	-	415,177	1.92
BRITAM LIFE ASSURANCE	1,842,473	316,126	1,475,921	508,625	334,558	-	150,064	4,627,767	21.37
CANNON ASSURANCE COMPANY	24,786	-	-	30	1,326	-	-	23,490	0.11
CAPEX LIFE ASSURANCE COMPANY	2,774	-	-	16,474	-	-	-	19,248	0.09
CIC LIFE ASSURANCE COMPANY	258,282	15,461	198,596	308,771	875,892	-	-	1,657,002	7.65
CORPORATE INSURANCE COMPANY	81,927	-	-	51	-	-	-	81,978	0.38
FIRST ASSURANCE COMPANY	-	-	-	13,036	7,281	-	-	20,317	0.09
GA LIFE ASSURANCE COMPANY	-	-	469,246	2,343	12,913	-	-	484,502	2.24
GEMINIA INSURANCE COMPANY	8,285	-	-	9,359	-	-	-	17,644	0.08
ICEA LION LIFE ASSURANCE	526,360	1,631,710	1,677,792	158,155	52,553	-	12,450	4,059,020	18.74
JUBILEE INSURANCE COMPANY	697,440	115,444	1,314,083	401,637	-	-	-	2,528,604	11.68
KENINDIA ASSURANCE COMPANY	209,121	108,652	794,615	45,727	-	-	-	1,158,115	5.35
KENYA ORIENT LIFE ASSURANCE	17,627	-	14,607	20,281	9,758	-	-	62,273	0.29
LIBERTY LIFE ASSURANCE COMPANY	93,373	-	377,073	132,790	102,905	-	451,804	1,157,945	5.35
MADISON INSURANCE COMPANY	260,520	240,107	65,577	14,472	14,433	-	4,609	599,718	2.77
METROPOLITAN INSURANCE	11,509	-	-	70,902	7,137	-	-	89,548	0.41
OLD MUTUAL LIFE ASSURANCE	210,142	-	-	64,248	-	-	243,908	518,298	2.39
PIONEER ASSURANCE COMPANY	192,102	2,160	38,570	394,410	289,618	-	75,818	992,678	4.58
PRUDENTIAL LIFE ASSURANCE	33,644	-	-	6,320	25,975	-	-	65,939	0.30
SAHAM ASSURANCE	12,146	-	40,409	10,023	57	-	-	62,635	0.29
SANLAM LIFE ASSURANCE	379,610	123,020	95,634	471,754	212,303	-	230,896	1,513,217	6.99
TAKAFUL INSURANCE OF AFRICA	-	-	-	-	1,718	-	-	1,718	0.01
THE KENYAN ALLIANCE INSURANCE	4,484	194,758	36,422	99,429	-	-	-	335,093	1.55
THE MONARCH INSURANCE	5,350	-	-	3,574	-	-	-	8,924	0.04
UAP LIFE ASSURANCE COMPANY	95,676	-	201,597	262,207	-	-	21,818	581,298	2.68
TOTAL	5,032,234	2,748,861	7,001,409	3,418,122	2,262,008	-	1,191,367	21,654,001	100.00
REINSURERS									
CONTINENTAL REINSURANCE	451	-	-	52,634	-	-	-	53,085	8.73
EAST AFRICAN REINSURANCE	2,474	-	-	344,988	-	-	-	347,462	57.17
KENYA REINSURANCE CORPORATION	20,726	-	-	186,532	-	-	-	207,258	34.10
TOTAL	23,651	-	-	584,154	-	-	-	607,805	100.00

APPENDIX 4: SUMMARY OF LONG TERM INSURANCE BUSINESS MARKET SHARE (GROSS PREMIUM INCOME) PER CLASS FOR THE PERIOD ENDED 31.03.2017								
Company	Life Assurances	Annuities	Pensions	Group Life	Group Credit	Permanent Health	Investments	Total
INSURERS								
BRITAM LIFE ASSURANCE	36.61	11.50	21.08	14.88	14.79	-	12.60	21.37
ICEA LION LIFE ASSURANCE	10.46	59.36	23.96	4.63	2.32	-	1.05	18.74
JUBILEE INSURANCE COMPANY	13.86	4.20	18.77	11.75	-	-	-	11.68
CIC LIFE ASSURANCE COMPANY	5.13	0.56	2.84	9.03	38.72	-	-	7.65
SANLAM LIFE ASSURANCE	7.54	4.48	1.37	13.80	9.39	-	19.38	6.99
KENINDIA ASSURANCE COMPANY	4.16	3.95	11.35	1.34	-	-	-	5.35
LIBERTY LIFE ASSURANCE COMPANY	1.86	-	5.39	3.88	4.55	-	37.92	5.35
PIONEER ASSURANCE COMPANY	3.82	0.08	0.55	11.54	12.80	-	6.36	4.58
MADISON INSURANCE COMPANY	5.18	8.73	0.94	0.42	0.64	-	0.39	2.77
UAP LIFE ASSURANCE COMPANY	1.90	-	2.88	7.67	-	-	1.83	2.68
APA LIFE ASSURANCE COMPANY	0.39	0.05	2.87	8.94	1.95	-	-	2.64
OLD MUTUAL LIFE ASSURANCE	4.18	-	-	1.88	-	-	20.47	2.39
GA LIFE ASSURANCE COMPANY	-	-	6.70	0.07	0.57	-	-	2.24
BARCLAYS LIFE	0.90	-	-	2.87	12.03	-	-	1.92
THE KENYAN ALLIANCE INSURANCE	0.09	7.09	0.52	2.91	-	-	-	1.55
METROPOLITAN INSURANCE	0.23	-	-	2.07	0.32	-	-	0.41
CORPORATE INSURANCE COMPANY	1.63	-	-	0.00	-	-	-	0.38
PRUDENTIAL LIFE ASSURANCE	0.67	-	-	0.18	1.15	-	-	0.30
SAHAM ASSURANCE	0.24	-	0.58	0.29	0.00	-	-	0.29
KENYA ORIENT LIFE ASSURANCE	0.35	-	0.21	0.59	0.43	-	-	0.29
CANNON ASSURANCE COMPANY	0.49	-	-	0.00	0.06	-	-	0.11
FIRST ASSURANCE COMPANY	-	-	-	0.38	0.32	-	-	0.09
CAPEX LIFE ASSURANCE COMPANY	0.06	-	-	0.48	-	-	-	0.09
GEMINIA INSURANCE COMPANY	0.16	-	-	0.27	-	-	-	0.08
THE MONARCH INSURANCE	0.11	-	-	0.10	-	-	-	0.04
TAKAFUL INSURANCE OF AFRICA	-	-	-	-	0.08	-	-	0.01
TOTAL	100.00	100.00	100.00	100.00	100.00	0	100.00	100.00
REINSURERS								
EAST AFRICAN REINSURANCE	10.46	-	-	59.06	-	-	-	57.17
KENYA REINSURANCE CORPORATION	87.63	-	-	31.93	-	-	-	34.10
CONTINENTAL REINSURANCE	1.91	-	-	9.01	-	-	-	8.73
TOTAL	100.00	0	0	100.00	0	0	0	100.00

APPENDIX 5: SUMMARY OF LIFE ASSURANCE BUSINESS REVENUE ACCOUNTS FOR THE PERIOD ENDED 31.03.2017

Company	Life Fund BF	Gross Premium	Net Premium	Other (Fee) Income	Total Benefits	Claims	Surrenders	Bonuses Paid	Annuities Paid	Net Commissions	Expense of Management	Investment Income	Investment Expenses	Transfer To (From) P & L	Life Fund CF
INSURERS															
APA LIFE ASSURANCE COMPANY	167,035	19,551	19,107	-	5,373	4,549	-	-	-	7,556	21,741	1,504	612	-	153,187
BARCLAYS LIFE	(88,460)	45,052	45,052	-	610	-	-	-	-	6,871	55,981	4,840	-	-	(101,420)
BRITAM LIFE ASSURANCE	8,820,398	1,842,473	1,830,613	-	628,542	153,240	180,476	294,826	-	408,007	518,269	411,005	(10,255)	-	9,517,453
CANNON ASSURANCE COMPANY	744,011	24,786	24,565	-	20,956	20,956	-	-	-	980	21,070	15,454	-	-	741,025
CAPEX LIFE ASSURANCE COMPANY	119,406	2,774	2,774	-	4,778	3,806	-	-	-	3,421	19,097	9,178	-	-	105,034
CIC LIFE ASSURANCE COMPANY	648,992	258,282	256,908	-	73,212	125,923	-	-	-	52,799	33,850	11,367	-	-	704,695
CORPORATE INSURANCE COMPANY	603,278	81,927	81,927	-	54,664	54,664	-	-	-	21,152	9,087	10,238	-	-	610,540
FIRST ASSURANCE COMPANY	-	-	-	-	-	-	-	-	-	-	-	-	-	-	-
GA LIFE ASSURANCE COMPANY	-	-	-	-	-	-	-	-	-	-	-	-	-	-	-
GEMINIA INSURANCE COMPANY	286,542	8,285	8,073	-	3,358	3,358	-	-	-	2,355	1,048	6,079	-	-	293,933
ICEA LION LIFE ASSURANCE	4,898,901	526,360	520,834	-	128,415	125,269	19,859	-	-	99,827	132,376	199,861	-	-	5,242,265
JUBILEE INSURANCE COMPANY	5,162,002	697,440	696,113	-	275,963	179,144	69,610	-	-	153,707	119,773	148,709	1,141	46,506	5,436,944
KENINDIA ASSURANCE COMPANY	5,810,524	209,121	209,121	-	108,707	108,707	-	-	-	22,573	35,787	187,006	-	7,500	6,032,084
KENYA ORIENT LIFE ASSURANCE	25,027	17,627	17,606	-	-	-	-	-	-	2,998	9,923	2,052	-	-	31,763
LIBERTY LIFE ASSURANCE COMPANY	6,486,305	93,373	90,019	-	87,073	76,050	-	-	-	10,812	57,141	70,176	-	-	6,502,497
MADISON INSURANCE COMPANY	3,254,957	260,520	260,520	-	74,392	-	-	-	-	41,859	127,318	50,675	-	-	3,396,975
METROPOLITAN INSURANCE	11,345	11,509	11,481	-	507	-	-	-	-	11	1,028	363	-	(16,910)	39,060
OLD MUTUAL LIFE ASSURANCE	4,680,218	210,142	192,431	76,937	133,621	104,731	11,379	-	-	46,898	166,776	115,297	7,300	69,290	4,658,510
PIONEER ASSURANCE COMPANY	332,758	192,102	192,102	-	88,302	79,748	-	-	-	43,391	78,863	3,421	-	-	326,280
PRUDENTIAL LIFE ASSURANCE	(632,799)	33,644	33,644	-	28,420	8,398	(808)	-	-	10,269	36,700	9,010	-	-	(644,705)
SAHAM ASSURANCE	207,785	12,146	10,985	-	6,991	6,991	650	-	-	1,459	11,184	9,952	-	-	208,439
SANLAM LIFE ASSURANCE	2,688,383	379,610	372,923	-	72,457	34,079	-	-	-	92,001	75,107	39,099	3,797	-	2,895,420
TAKAFUL INSURANCE OF AFRICA	-	-	-	-	-	-	-	-	-	-	-	-	-	-	-
THE KENYAN ALLIANCE INSURANCE	34,212	4,484	4,484	-	201	201	-	-	-	1,229	333	795	-	-	37,729
THE MONARCH INSURANCE	10,922	5,350	5,305	-	-	-	-	-	-	834	7,930	146	-	-	7,609
UAP LIFE ASSURANCE COMPANY	449,846	95,676	95,676	-	16,941	16,941	-	-	-	7,083	68,968	-	-	-	452,529
TOTAL	44,721,588	5,032,234	4,982,263	76,937	1,813,483	1,106,755	281,166	294,826	-	1,038,092	1,609,350	1,306,227	2,695	106,386	46,647,846
REINSURERS															
CONTINENTAL REINSURANCE	1,019	451	383	-	-	-	-	-	-	164	36	131	5	-	1,328
EAST AFRICAN REINSURANCE	-	2,474	(708)	(532)	70	4,704	-	-	-	82,724	1,152	-	-	-	(89,819)
KENYA REINSURANCE CORPORATION	1,192,797	20,726	17,715	-	16,873	16,873	-	-	-	5,553	5,191	6,898	-	-	1,189,793
TOTAL	1,193,816	23,651	17,390	(532)	16,943	21,577	-	-	-	88,441	6,379	7,029	5	-	1,101,302

APPENDIX 6: SUMMARY OF ANNUITIES BUSINESS REVENUE ACCOUNTS FOR THE PERIOD ENDED 31.03.2017															
Company	Life Fund BF	Gross Premium	Net Premium	Other (Fee) Income	Total Benefits	Claims	Surrenders	Bonuses Paid	Annuities Paid	Net Commissions	Expense of Management	Investment Income	Investment Expenses	Transfer To (From) P & L	Life Fund CF
INSURERS															
APA LIFE ASSURANCE COMPANY	1,132	1,423	1,423	-	16,846	-	-	-	16,846	-	776	13,148	739	-	(2,657)
BARCLAYS LIFE	-	-	-	-	-	-	-	-	-	-	-	-	-	-	-
BRITAM LIFE ASSURANCE	1,515,101	316,126	316,126	-	54,075	-	-	-	54,075	-	-	21,551	-	-	1,798,704
CANNON ASSURANCE COMPANY	-	-	-	-	-	-	-	-	-	-	-	-	-	-	-
CAPEX LIFE ASSURANCE COMPANY	-	-	-	-	-	-	-	-	-	-	-	-	-	-	-
CIC LIFE ASSURANCE COMPANY	(191,576)	15,461	15,461	-	14,462	19,215	-	-	-	750	2,867	17,247	-	-	(181,700)
CORPORATE INSURANCE COMPANY	-	-	-	-	-	-	-	-	-	-	-	-	-	-	-
FIRST ASSURANCE COMPANY	-	-	-	-	-	-	-	-	-	-	-	-	-	-	-
GA LIFE ASSURANCE COMPANY	-	-	-	-	-	-	-	-	-	-	-	-	-	-	-
GEMINIA INSURANCE COMPANY	-	-	-	-	-	-	-	-	-	-	-	-	-	-	-
ICEA LION LIFE ASSURANCE	4,474,074	1,631,710	1,631,710	-	-	-	-	-	211,126	13,355	4,707	182,183	-	-	6,058,778
JUBILEE INSURANCE COMPANY	5,682,911	115,444	115,444	-	-	-	162,694	-	-	2,136	8,031	131,042	1,507	(347,577)	6,102,605
KENINDIA ASSURANCE COMPANY	342,785	108,652	108,652	-	7,647	7,647	-	-	-	2,140	-	29,625	-	-	471,274
KENYA ORIENT LIFE ASSURANCE	-	-	-	-	-	-	-	-	-	-	-	-	-	-	-
LIBERTY LIFE ASSURANCE COMPANY	211,744	-	-	-	5,718	5,718	-	-	-	-	357	4,548	-	-	210,217
MADISON INSURANCE COMPANY	2,804,538	240,107	240,107	-	94,021	-	-	-	-	4,336	10,030	11,736	-	-	3,042,016
METROPOLITAN INSURANCE	-	-	-	-	-	-	-	-	-	-	-	-	-	-	-
OLD MUTUAL LIFE ASSURANCE	1,009	-	-	-	240	-	-	-	449	-	-	20	1	-	579
PIONEER ASSURANCE COMPANY	86,916	2,160	2,160	-	-	-	-	-	-	-	-	-	-	-	89,076
PRUDENTIAL LIFE ASSURANCE	-	-	-	-	-	-	-	-	-	-	-	-	-	-	-
SAHAM ASSURANCE	(136)	-	-	-	-	-	-	-	34	-	-	-	-	-	(170)
SANLAM LIFE ASSURANCE	7,074,745	123,020	123,020	-	228,322	228,322	-	-	-	5,745	23,067	363,019	10,867	-	7,292,784
TAKAFUL INSURANCE OF AFRICA	-	-	-	-	-	-	-	-	-	-	-	-	-	-	-
THE KENYAN ALLIANCE INSURANCE	1,020,759	194,758	194,758	-	23,477	23,371	-	-	-	-	14,434	17,194	-	-	1,194,906
THE MONARCH INSURANCE	-	-	-	-	-	-	-	-	-	-	-	-	-	-	-
UAP LIFE ASSURANCE COMPANY	1,295,684	-	-	-	33,935	33,935	-	-	-	-	-	-	-	-	1,261,749
TOTAL	24,319,686	2,748,861	2,748,861	-	478,743	318,208	162,694	-	282,530	28,462	64,269	791,313	13,114	(347,577)	27,338,161
REINSURERS															
CONTINENTAL REINSURANCE	-	-	-	-	-	-	-	-	-	-	-	-	-	-	-
EAST AFRICAN REINSURANCE	-	-	-	-	-	-	-	-	-	-	-	-	-	-	-
KENYA REINSURANCE CORPORATION	-	-	-	-	-	-	-	-	-	-	-	-	-	-	-
TOTAL	-	-	-	-	-	-	-	-	-	-	-	-	-	-	-

APPENDIX 7: SUMMARY OF GROUP LIFE BUSINESS REVENUE ACCOUNTS FOR THE PERIOD ENDED 31.03.2017

Company	Life Fund BF	Gross Premium	Net Premium	Other (Fee) Income	Total Benefits	Claims	Surrenders	Bonuses Paid	Annuities Paid	Net Commissions	Expense of Management	Investment Income	Investment Expenses	Transfer To (From) P & L	Life Fund CF
INSURERS															
APA LIFE ASSURANCE COMPANY	536,682	305,428	89,777	-	39,338	27,101	-	-	-	30	21,481	4,188	246	-	581,789
BARCLAYS LIFE	(31,748)	98,076	68,653	-	11,948	-	-	-	-	12,073	13,677	521	-	-	11,676
BRITAM LIFE ASSURANCE	143,236	508,625	419,486	-	89,187	-	-	-	-	(29,522)	30,178	151,140	(4,258)	-	717,463
CANNON ASSURANCE COMPANY	87,535	30	30	-	-	-	-	-	-	6	(20)	-	-	-	87,579
CAPEX LIFE ASSURANCE COMPANY	-	16,474	16,474	-	-	-	-	-	-	-	-	-	-	-	16,474
CIC LIFE ASSURANCE COMPANY	97,388	308,771	214,745	-	63,749	199,749	-	-	-	(8,219)	37,024	36,699	-	-	120,277
CORPORATE INSURANCE COMPANY	17,508	51	51	-	442	442	-	-	-	-	6	6	-	-	17,117
FIRST ASSURANCE COMPANY	340,559	13,036	5,440	-	4,794	5,994	-	-	-	(811)	3,514	7,220	-	-	344,521
GA LIFE ASSURANCE COMPANY	6,972	2,343	471	-	-	-	-	-	-	377	3,542	514	-	-	4,038
GEMINIA INSURANCE COMPANY	138,095	9,359	4,619	-	3,260	3,260	-	-	-	(307)	1,182	6,855	-	-	145,433
ICEA LION LIFE ASSURANCE	219,245	158,155	114,203	-	47,059	50,386	-	-	-	7,611	27,569	8,928	-	-	256,809
JUBILEE INSURANCE COMPANY	463,464	401,637	192,536	-	209,735	164,973	-	-	-	8,037	38,638	45,816	267	(30,145)	520,045
KENINDIA ASSURANCE COMPANY	50,016	45,727	22,872	-	50	50	-	-	-	3,234	342	1,370	-	7,500	63,132
KENYA ORIENT LIFE ASSURANCE	16,856	20,281	10,541	-	600	600	-	-	-	(1,117)	3,159	2,361	-	-	27,116
LIBERTY LIFE ASSURANCE COMPANY	350,326	132,790	84,017	-	36,626	30,470	-	-	-	14,150	20,414	16,045	-	-	385,354
MADISON INSURANCE COMPANY	(51,293)	14,472	4,521	-	7,999	-	-	-	-	2,424	4,292	791	-	-	(52,698)
METROPOLITAN INSURANCE	231,928	70,902	42,530	-	(25,165)	75,026	-	-	-	6,854	30,384	10,710	-	(35,934)	208,837
OLD MUTUAL LIFE ASSURANCE	99,996	64,248	32,759	-	16,812	15,707	-	-	-	9,251	32,057	11,122	49	(179)	86,993
PIONEER ASSURANCE COMPANY	908,784	394,410	206,927	-	994,954	657,195	-	-	-	16,209	33,798	12,932	-	-	421,441
PRUDENTIAL LIFE ASSURANCE	(18,434)	6,320	2,060	-	10,278	-	-	-	-	56	6,675	1,639	-	-	(21,466)
SAHAM ASSURANCE	8,557	10,023	1,547	-	-	(1,000)	-	-	-	(572)	1,246	530	-	-	10,960
SANLAM LIFE ASSURANCE	156,320	471,754	224,427	-	97,714	198,400	-	-	-	45,207	8,376	129,287	(886)	-	258,937
TAKAFUL INSURANCE OF AFRICA	-	-	-	-	-	-	-	-	-	-	-	-	-	-	-
THE KENYAN ALLIANCE INSURANCE	375,838	99,429	48,803	-	2,007	(860)	-	-	-	(5,938)	7,372	11,011	-	-	435,078
THE MONARCH INSURANCE	(136)	3,574	1,305	-	1,804	3,004	-	-	-	(393)	5,297	210	-	-	(6,530)
UAP LIFE ASSURANCE COMPANY	1,894,906	262,207	196,040	-	90,239	90,239	-	-	-	11,922	35,529	-	-	-	1,953,256
TOTAL	6,042,600	3,418,122	2,004,834	-	1,703,430	1,520,736	-	-	-	90,562	365,732	459,895	4,582	58,758	6,593,631
REINSURERS															
CONTINENTAL REINSURANCE	100,880	52,634	44,739	-	16,615	12,727	-	-	-	16,909	3,548	12,947	501	-	124,881
EAST AFRICAN REINSURANCE	-	344,988	291,837	(74,195)	38,510	89,388	-	-	-	(2,293)	27,663	-	-	-	102,884
KENYA REINSURANCE CORPORATION	5,257,294	186,532	159,433	-	151,856	151,856	-	-	-	49,979	46,718	62,078	-	-	5,230,251
TOTAL	5,358,174	584,154	496,009	74,195	206,981	253,971	-	-	-	64,595	77,929	75,025	501	-	5,458,016

APPENDIX 8: SUMMARY OF GROUP CREDIT BUSINESS REVENUE ACCOUNTS FOR THE PERIOD ENDED 31.03.2017															
Company	Life Fund BF	Gross Premium	Net Premium	Other (Fee) Income	Total Benefits	Claims	Surrenders	Bonuses Paid	Annuities Paid	Net Commissions	Expense of Management	Investment Income	Investment Expenses	Transfer To (From) P & L	Life Fund CF
INSURERS															
APA LIFE ASSURANCE COMPANY	16,977	44,184	34,746	-	8,521	7,441	-	-	-	(2,595)	907	4,383	246	-	50,106
BARCLAYS LIFE	282,146	272,049	189,809	-	45,669	-	-	-	-	44,085	13,677	12,796	-	-	426,989
BRITAM LIFE ASSURANCE	1,817,976	334,558	220,914	-	182,547	-	-	-	-	2,254	87,107	859	-	-	1,950,388
CANNON ASSURANCE COMPANY	-	(1,326)	(1,326)	-	-	-	-	-	-	(106)	890	-	-	-	(2,110)
CAPEX LIFE ASSURANCE COMPANY	-	-	-	-	-	-	-	-	-	-	-	-	-	-	-
CIC LIFE ASSURANCE COMPANY	525,708	875,892	637,324	-	234,439	513,641	-	-	-	(21,136)	209,805	94,368	-	-	555,090
CORPORATE INSURANCE COMPANY	-	-	-	-	-	-	-	-	-	-	-	-	-	-	-
FIRST ASSURANCE COMPANY	10,399	7,281	971	-	-	-	-	-	-	(685)	463	802	-	-	12,394
GA LIFE ASSURANCE COMPANY	1,009	12,913	2,597	-	-	-	-	-	-	(2,813)	544	93	-	-	5,968
GEMINIA INSURANCE COMPANY	-	-	-	-	-	-	-	-	-	-	-	-	-	-	-
ICEA LION LIFE ASSURANCE	123,224	52,553	49,969	-	50,647	52,841	-	-	-	3,735	18,556	5,027	-	-	103,087
JUBILEE INSURANCE COMPANY	-	-	-	-	-	-	-	-	-	-	-	-	-	-	-
KENINDIA ASSURANCE COMPANY	-	-	-	-	-	-	-	-	-	-	-	-	-	-	-
KENYA ORIENT LIFE ASSURANCE	327,819	9,758	3,707	-	109	109	-	-	-	(700)	12,255	1,136	-	-	320,997
LIBERTY LIFE ASSURANCE COMPANY	126,647	102,905	72,754	-	26,280	27,295	-	-	-	14,839	-	-	-	-	157,267
MADISON INSURANCE COMPANY	151,213	14,433	14,433	-	-	-	-	-	-	-	13,050	-	-	-	152,596
METROPOLITAN INSURANCE	20,576	7,137	7,137	-	1,624	-	-	-	-	-	514	182	-	-	27,380
OLD MUTUAL LIFE ASSURANCE	-	-	-	-	-	-	-	-	-	-	-	-	-	-	-
PIONEER ASSURANCE COMPANY	233,957	289,618	289,618	-	-	-	-	-	-	-	-	-	-	-	523,575
PRUDENTIAL LIFE ASSURANCE	(21,409)	25,975	20,948	-	-	-	-	-	-	9,537	27,437	6,736	-	-	(30,698)
SAHAM ASSURANCE	396	57	(324)	-	-	-	-	-	-	(69)	-	-	-	-	142
SANLAM LIFE ASSURANCE	1,092,750	212,303	209,139	14,950	-	2,026	-	-	-	13,357	14,691	(63,353)	-	-	1,223,412
TAKAFUL INSURANCE OF AFRICA	-	1,718	1,718	-	-	-	-	-	-	-	-	2,547	-	-	4,265
THE KENYAN ALLIANCE INSURANCE	3,892	-	-	-	-	-	-	-	-	-	-	-	-	-	3,892
THE MONARCH INSURANCE	-	-	-	-	-	-	-	-	-	-	-	-	-	-	-
UAP LIFE ASSURANCE COMPANY	-	-	-	-	-	-	-	-	-	-	-	-	-	-	-
TOTAL	4,713,280	2,262,008	1,754,134	14,950	549,836	603,353	-	-	-	59,703	399,896	65,576	246	-	5,484,740
REINSURERS															
CONTINENTAL REINSURANCE	-	-	-	-	-	-	-	-	-	-	-	-	-	-	-
EAST AFRICAN REINSURANCE	-	-	-	-	-	-	-	-	-	-	-	-	-	-	-
KENYA REINSURANCE CORPORATION	-	-	-	-	-	-	-	-	-	-	-	-	-	-	-
TOTAL	-	-	-	-	-	-	-	-	-	-	-	-	-	-	-

APPENDIX 9: SUMMARY OF INVESTMENTS BUSINESS REVENUE ACCOUNTS FOR THE PERIOD ENDED 31.03.2017															
Company	Life Fund BF	Gross Premium	Net Premium	Other (Fee) Income	Total Benefits	Claims	Surrenders	Bonuses Paid	Annuities Paid	Net Commissions	Expense of Management	Investment Income	Investment Expenses	Transfer To (From) P & L	Life Fund CF
INSURERS															
APA LIFE ASSURANCE COMPANY	407	-	-	-	-	-	-	-	-	-	-	-	-	-	407
BARCLAYS LIFE	-	-	-	-	-	-	-	-	-	-	-	-	-	-	-
BRITAM LIFE ASSURANCE	4,910,059	150,064	150,064	-	449,038	345,870	174,032	103,168	-	-	-	-	-	-	4,437,053
CANNON ASSURANCE COMPANY	-	-	-	-	-	-	-	-	-	-	-	-	-	-	-
CAPEX LIFE ASSURANCE COMPANY	-	-	-	-	-	-	-	-	-	-	-	-	-	-	-
CIC LIFE ASSURANCE COMPANY	-	-	-	-	-	-	-	-	-	-	-	-	-	-	-
CORPORATE INSURANCE COMPANY	-	-	-	-	-	-	-	-	-	-	-	-	-	-	-
FIRST ASSURANCE COMPANY	-	-	-	-	-	-	-	-	-	-	-	-	-	-	-
GA LIFE ASSURANCE COMPANY	-	-	-	-	-	-	-	-	-	-	-	-	-	-	-
GEMINIA INSURANCE COMPANY	-	-	-	-	-	-	-	-	-	-	-	-	-	-	-
ICEA LION LIFE ASSURANCE	405,064	12,450	12,450	-	4,541	4,541	13,093	-	-	-	-	2,754	-	-	402,634
JUBILEE INSURANCE COMPANY	-	-	-	-	-	-	-	-	-	-	-	-	-	-	-
KENINDIA ASSURANCE COMPANY	-	-	-	-	-	-	-	-	-	-	-	-	-	-	-
KENYA ORIENT LIFE ASSURANCE	-	-	-	-	-	-	-	-	-	-	-	-	-	-	-
LIBERTY LIFE ASSURANCE COMPANY	3,749,235	451,804	451,804	-	380,279	372,139	-	-	-	32,791	136,424	165,957	-	-	3,825,643
MADISON INSURANCE COMPANY	397,855	4,609	4,609	-	-	-	-	-	-	-	1,716	113	-	-	400,861
METROPOLITAN INSURANCE	415,210	-	-	-	8,733	9,240	5,990	-	-	-	19,532	6,898	-	-	387,346
OLD MUTUAL LIFE ASSURANCE	5,773,025	243,908	243,908	-	333,770	11,927	283,464	-	-	-	-	94,987	8,949	-	5,807,581
PIONEER ASSURANCE COMPANY	122,840	75,818	75,818	-	-	-	-	-	-	-	-	-	-	-	198,658
PRUDENTIAL LIFE ASSURANCE	-	-	-	-	-	-	-	-	-	-	-	-	-	-	-
SAHAM ASSURANCE	-	-	-	-	-	-	-	-	-	-	-	-	-	-	-
SANLAM LIFE ASSURANCE	7,796,539	230,896	230,896	-	477,791	477,791	-	-	-	16,055	75,204	(240,733)	12,655	-	7,204,998
TAKAFUL INSURANCE OF AFRICA	-	-	-	-	-	-	-	-	-	-	-	-	-	-	-
THE KENYAN ALLIANCE INSURANCE	2,980	-	-	-	-	-	-	-	-	-	-	20	-	-	3,000
THE MONARCH INSURANCE	-	-	-	-	-	-	-	-	-	-	-	-	-	-	-
UAP LIFE ASSURANCE COMPANY	828,893	21,818	21,818	-	26,582	26,582	-	-	-	-	-	-	-	-	824,129
TOTAL	24,402,107	1,191,367	1,191,367	-	1,680,734	1,248,090	476,579	103,168	-	48,846	232,876	29,996	21,604	-	23,492,310
REINSURERS															
CONTINENTAL REINSURANCE	-	-	-	-	-	-	-	-	-	-	-	-	-	-	-
EAST AFRICAN REINSURANCE	-	-	-	-	-	-	-	-	-	-	-	-	-	-	736
KENYA REINSURANCE CORPORATION	-	-	-	-	-	-	-	-	-	-	-	-	-	-	-
TOTAL	-	-	-	-	-	-	-	-	-	-	-	-	-	-	736

APPENDIX 10: SUMMARY OF PERMANENT HEALTH BUSINESS REVENUE ACCOUNTS FOR THE PERIOD ENDED 31.03.2017															
Company	Life Fund BF	Gross Premium	Net Premium	Other (Fee) Income	Total Benefits	Claims	Surrenders	Bonuses Paid	Annuities Paid	Net Commissions	Expense of Management	Investment Income	Investment Expenses	Transfer To (From) P & L	Life Fund CF
INSURERS															
APA LIFE ASSURANCE COMPANY	-	-	-	-	-	-	-	-	-	-	-	-	-	-	-
BARCLAYS LIFE	-	-	-	-	-	-	-	-	-	-	-	-	-	-	-
BRITAM LIFE ASSURANCE	-	-	-	-	-	-	-	-	-	-	-	-	-	-	-
CANNON ASSURANCE COMPANY	-	-	-	-	-	-	-	-	-	-	-	-	-	-	-
CAPEX LIFE ASSURANCE COMPANY	-	-	-	-	-	-	-	-	-	-	-	-	-	-	-
CIC LIFE ASSURANCE COMPANY	-	-	-	-	-	-	-	-	-	-	-	-	-	-	-
CORPORATE INSURANCE COMPANY	-	-	-	-	-	-	-	-	-	-	-	-	-	-	-
FIRST ASSURANCE COMPANY	-	-	-	-	-	-	-	-	-	-	-	-	-	-	-
GA LIFE ASSURANCE COMPANY	-	-	-	-	-	-	-	-	-	-	-	-	-	-	-
GEMINIA INSURANCE COMPANY	-	-	-	-	-	-	-	-	-	-	-	-	-	-	-
ICEA LION LIFE ASSURANCE	17,141	-	-	-	-	-	-	-	-	-	-	698	-	-	17,839
JUBILEE INSURANCE COMPANY	-	-	-	-	-	-	-	-	-	-	-	-	-	-	-
KENINDIA ASSURANCE COMPANY	-	-	-	-	-	-	-	-	-	-	-	-	-	-	-
KENYA ORIENT LIFE ASSURANCE	-	-	-	-	-	-	-	-	-	-	-	-	-	-	-
LIBERTY LIFE ASSURANCE COMPANY	-	-	-	-	-	-	-	-	-	-	-	-	-	-	-
MADISON INSURANCE COMPANY	-	-	-	-	-	-	-	-	-	-	-	-	-	-	-
METROPOLITAN INSURANCE	-	-	-	-	-	-	-	-	-	-	-	-	-	-	-
OLD MUTUAL LIFE ASSURANCE	-	-	-	-	-	-	-	-	-	-	-	-	-	-	-
PIONEER ASSURANCE COMPANY	209,791	-	-	-	-	-	-	-	-	-	-	-	-	-	209,791
PRUDENTIAL LIFE ASSURANCE	-	-	-	-	-	-	-	-	-	-	-	-	-	-	-
SAHAM ASSURANCE	-	-	-	-	-	-	-	-	-	-	-	-	-	-	-
SANLAM LIFE ASSURANCE	-	-	-	-	-	-	-	-	-	-	-	-	-	-	-
TAKAFUL INSURANCE OF AFRICA	-	-	-	-	-	-	-	-	-	-	-	-	-	-	-
THE KENYAN ALLIANCE INSURANCE	-	-	-	-	-	-	-	-	-	-	-	-	-	-	-
THE MONARCH INSURANCE	-	-	-	-	-	-	-	-	-	-	-	-	-	-	-
UAP LIFE ASSURANCE COMPANY	-	-	-	-	-	-	-	-	-	-	-	-	-	-	-
TOTAL	226,932	-	-	-	-	-	-	-	-	-	-	698	-	-	227,630
REINSURERS															
CONTINENTAL REINSURANCE	-	-	-	-	-	-	-	-	-	-	-	-	-	-	-
EAST AFRICAN REINSURANCE	-	-	-	-	-	-	-	-	-	-	-	-	-	-	-
KENYA REINSURANCE CORPORATION	-	-	-	-	-	-	-	-	-	-	-	-	-	-	-
TOTAL	-	-	-	-	-	-	-	-	-	-	-	-	-	-	-

APPENDIX 11: SUMMARY OF PENSIONS BUSINESS REVENUE ACCOUNTS FOR THE PERIOD ENDED 31.03.2017															
Company	Life Fund BF	Gross Premium	Net Premium	Other (Fee) Income	Total Benefits	Claims	Surrenders	Bonuses Paid	Annuities Paid	Net Commissions	Expense of Management	Investment Income	Investment Expenses	Transfer To (From) P & L	Life Fund CF
INSURERS															
APA LIFE ASSURANCE COMPANY	2,602,355	201,267	201,267	-	65,662	65,662	-	-	-	4,605	4,725	62,711	1,667	3,333	2,786,341
BARCLAYS LIFE	-	-	-	-	-	-	-	-	-	-	-	-	-	-	-
BRITAM LIFE ASSURANCE	21,839,735	1,475,921	1,475,921	-	715,225	-	715,225	-	-	40,874	40,793	545,325	(20,111)	-	23,084,200
CANNON ASSURANCE COMPANY	3,281	-	-	-	295	295	-	-	-	-	-	-	-	-	2,986
CAPEX LIFE ASSURANCE COMPANY	-	-	-	-	-	-	-	-	-	-	-	-	-	-	-
CIC LIFE ASSURANCE COMPANY	(45,675)	198,596	198,596	-	24,689	-	-	-	-	(110)	5,088	-	-	-	147,944
CORPORATE INSURANCE COMPANY	5,968	-	-	-	-	-	-	-	-	-	-	-	-	-	5,968
FIRST ASSURANCE COMPANY	-	-	-	-	-	-	-	-	-	-	-	-	-	-	-
GA LIFE ASSURANCE COMPANY	3,878,823	469,246	469,246	-	49,375	49,375	-	-	-	2,681	6,780	106,900	-	-	4,396,133
GEMINIA INSURANCE COMPANY	-	-	-	-	-	-	-	-	-	-	-	-	-	-	-
ICEA LION LIFE ASSURANCE	35,031,026	1,677,792	1,677,792	-	-	-	1,087,882	-	-	16,034	67,049	909,075	-	-	36,446,927
JUBILEE INSURANCE COMPANY	35,101,531	1,314,083	1,314,083	-	256,650	-	853,982	-	-	9,324	64,981	1,013,037	8,767	102,217	36,389,381
KENINDIA ASSURANCE COMPANY	19,152,949	794,615	794,615	-	531,524	531,524	-	-	-	9,118	20,775	524,467	-	-	19,910,614
KENYA ORIENT LIFE ASSURANCE	2,964	14,607	14,607	-	1,664	1,664	-	-	-	-	580	204	-	-	15,531
LIBERTY LIFE ASSURANCE COMPANY	10,436,196	377,073	377,073	-	665,224	665,224	-	-	-	3,067	87,433	201,983	-	-	10,259,529
MADISON INSURANCE COMPANY	3,492,427	65,577	65,577	-	-	-	-	-	-	261	5,776	19,013	-	-	3,570,981
METROPOLITAN INSURANCE	-	-	-	-	-	-	-	-	-	-	-	-	-	-	-
OLD MUTUAL LIFE ASSURANCE	-	-	-	-	-	-	-	-	-	-	-	-	-	-	-
PIONEER ASSURANCE COMPANY	214,463	38,570	38,570	-	-	-	-	-	-	-	-	-	-	-	253,033
PRUDENTIAL LIFE ASSURANCE	-	-	-	-	-	-	-	-	-	-	-	-	-	-	-
SAHAM ASSURANCE	849,874	40,409	40,409	-	18,663	18,663	-	-	-	-	6,693	19,587	-	-	884,515
SANLAM LIFE ASSURANCE	1,489,411	95,634	95,634	-	179,885	179,885	-	-	-	879	4,151	(19,597)	2,757	-	1,377,775
TAKAFUL INSURANCE OF AFRICA	-	-	-	-	-	-	-	-	-	-	-	-	-	-	-
THE KENYAN ALLIANCE INSURANCE	436,269	36,422	36,422	-	59,694	65,582	-	-	-	3,578	2,712	12,558	-	-	413,376
THE MONARCH INSURANCE	11,810	-	-	-	-	-	-	-	-	-	3,282	73	-	-	8,601
UAP LIFE ASSURANCE COMPANY	4,970,986	201,597	201,597	-	1,355,802	1,355,802	-	-	-	-	-	-	-	-	3,816,781
TOTAL	139,474,393	7,001,409	7,001,409	-	5,590,765	2,933,676	2,657,089	-	-	90,311	320,818	3,395,336	(6,920)	105,550	143,770,616
REINSURERS															
CONTINENTAL REINSURANCE	-	-	-	-	-	-	-	-	-	-	-	-	-	-	-
EAST AFRICAN REINSURANCE	-	-	-	-	-	-	-	-	-	-	-	-	-	-	-
KENYA REINSURANCE CORPORATION	-	-	-	-	-	-	-	-	-	-	-	-	-	-	-
TOTAL	-	-	-	-	-	-	-	-	-	-	-	-	-	-	-

APPENDIX 12: SUMMARY OF COMBINED LONG TERM BUSINESS REVENUE ACCOUNTS FOR THE PERIOD ENDED 31.03.2017															
Company	Life Fund BF	Gross Premium	Net Premium	Other (Fee) Income	Total Benefits	Claims	Surrenders	Bonuses Paid	Annuities Paid	Net Commissions	Expense of Management	Investment Income	Investment Expenses	Transfer To (From) P & L	Life Fund CF
INSURERS															
APA LIFE ASSURANCE COMPANY	3,324,588	571,853	346,320	-	135,740	104,753	-	-	16,846	9,596	49,630	85,934	3,510	3,333	3,569,173
BARCLAYS LIFE	161,938	415,177	303,514	-	58,227	-	-	-	-	63,029	83,335	18,157	-	-	337,245
BRITAM LIFE ASSURANCE	39,046,505	4,627,767	4,413,124	-	2,118,614	499,110	1,069,733	397,994	54,075	421,613	676,347	1,129,880	(34,624)	-	41,505,261
CANNON ASSURANCE COMPANY	834,827	23,490	23,269	-	21,251	21,251	-	-	-	880	21,940	15,454	-	-	829,480
CAPEX LIFE ASSURANCE COMPANY	119,406	19,248	19,248	-	4,778	3,806	-	-	-	3,421	19,097	9,178	-	-	121,508
CIC LIFE ASSURANCE COMPANY	1,034,837	1,657,002	1,323,034	-	410,551	858,528	-	-	-	24,084	288,634	159,681	-	-	1,346,306
CORPORATE INSURANCE COMPANY	626,754	81,978	81,978	-	55,106	55,106	-	-	-	21,152	9,093	10,244	-	-	633,625
FIRST ASSURANCE COMPANY	350,958	20,317	6,411	-	4,794	5,994	-	-	-	(1,496)	3,977	8,022	-	-	356,915
GA LIFE ASSURANCE COMPANY	3,886,804	484,502	472,314	-	49,375	49,375	-	-	-	245	10,866	107,507	-	-	4,406,139
GEMINIA INSURANCE COMPANY	424,637	17,644	12,692	-	6,618	6,618	-	-	-	2,048	2,230	12,934	-	-	439,366
ICEA LION LIFE ASSURANCE	45,168,675	4,059,020	4,006,958	-	230,662	233,037	1,120,834	-	211,126	140,562	250,257	1,308,526	-	-	48,528,339
JUBILEE INSURANCE COMPANY	46,409,908	2,528,604	2,318,176	-	742,348	344,117	1,086,286	-	-	173,204	231,423	1,338,604	11,682	(228,999)	48,448,975
KENINDIA ASSURANCE COMPANY	25,356,274	1,158,115	1,135,260	-	647,928	647,928	-	-	-	37,065	56,904	742,468	-	15,000	26,477,104
KENYA ORIENT LIFE ASSURANCE	372,666	62,273	46,461	-	2,373	2,373	-	-	-	1,181	25,917	5,753	-	-	395,407
LIBERTY LIFE ASSURANCE COMPANY	21,360,453	1,157,945	1,075,667	-	1,201,200	1,176,896	-	-	-	75,659	301,769	458,709	-	-	21,340,507
MADISON INSURANCE COMPANY	10,049,697	599,718	589,767	-	176,412	-	-	-	-	48,880	162,182	82,328	-	-	10,510,731
METROPOLITAN INSURANCE	679,059	89,548	61,148	-	(14,301)	84,266	5,990	-	-	6,865	51,458	18,153	-	(52,844)	662,623
OLD MUTUAL LIFE ASSURANCE	10,554,248	518,298	469,098	76,937	484,443	132,365	294,843	-	449	56,149	198,833	221,426	16,299	69,111	10,553,663
PIONEER ASSURANCE COMPANY	2,109,509	992,678	805,195	-	1,083,256	736,943	-	-	-	59,600	112,661	16,353	-	-	2,021,854
PRUDENTIAL LIFE ASSURANCE	(672,642)	65,939	56,652	-	38,698	8,398	(808)	-	-	19,862	70,812	17,385	-	-	(696,869)
SAHAM ASSURANCE	1,066,476	62,635	52,617	-	25,654	24,654	650	-	34	818	19,123	30,069	-	-	1,103,886
SANLAM LIFE ASSURANCE	20,298,148	1,513,217	1,256,039	14,950	1,056,169	1,120,503	-	-	-	173,244	200,596	207,722	29,190	-	20,253,326
TAKAFUL INSURANCE OF AFRICA	-	1,718	1,718	-	-	-	-	-	-	-	-	2,547	-	-	4,265
THE KENYAN ALLIANCE INSURANCE	1,873,950	335,093	284,467	-	85,379	88,294	-	-	-	(1,131)	24,851	41,578	-	-	2,087,981
THE MONARCH INSURANCE	22,596	8,924	6,610	-	1,804	3,004	-	-	-	441	16,509	429	-	-	9,680
UAP LIFE ASSURANCE COMPANY	9,440,315	581,298	515,131	-	1,523,499	1,523,499	-	-	-	19,005	104,497	-	-	-	8,308,444
TOTAL	243,900,586	21,654,001	19,682,868	91,887	10,150,578	7,730,818	3,577,528	397,994	282,530	1,355,976	2,992,941	6,049,041	26,057	(194,399)	253,554,934
REINSURERS															
CONTINENTAL REINSURANCE	101,899	53,085	45,122	-	16,615	12,727	-	-	-	17,073	3,584	13,078	506	-	126,209
EAST AFRICAN REINSURANCE	-	347,462	291,129	(74,727)	38,580	94,092	-	-	-	80,431	28,815	-	-	-	13,801
KENYA REINSURANCE CORPORATION	6,450,091	207,258	177,148	-	168,729	168,729	-	-	-	55,532	51,909	68,976	-	-	6,420,044
TOTAL	6,551,990	607,805	513,399	(74,727)	223,924	275,548	-	-	-	153,036	84,308	82,054	506	-	6,560,054

APPENDIX 13: SUMMARY OF GROSS PREMIUM INCOME UNDER GENERAL INSURANCE BUSINESS FOR THE PERIOD ENDED 31.03.2017																
Company	Aviation	Engineering	Fire Domestic	Fire Industrial	Liability	Marine	Motor Private	Motor Commercial	Motor Commercial PSV	Personal Accident	Theft	Workmens' Compensation	Medical	Miscellaneous	Total	Market Share (%)
INSURERS																
AAR INSURANCE KENYA	-	-	192	-	161	323	-	-	-	24,789	45	26,101	2,409,524	13,585	2,474,719	5.95
AFRICAN MERCHANT ASSURANCE	-	10,272	929	84,706	3,844	8,706	219,627	196,339	-	20,448	15,128	27,470	-	28,565	616,033	1.48
AIG INSURANCE COMPANY	1,563	-	42,431	171,677	268,052	27,603	311,909	71,270	-	91,045	220,700	518	-	-	1,206,768	2.90
ALLIANZ INSURANCE COMPANY	728	5,288	5,560	9,024	8,084	400	738	18,957	-	1,608	10,307	-	-	2,422	63,115	0.15
APA INSURANCE COMPANY	-	39,041	28,508	220,893	46,790	56,614	328,323	418,539	-	35,885	79,715	278,102	1,195,928	89,858	2,818,195	6.78
BRITAM GENERAL INSURANCE	-	105,005	55,145	173,692	42,794	122,710	382,537	360,843	-	230,059	97,009	96,717	1,274,412	165,194	3,106,117	7.47
CANNON ASSURANCE COMPANY	-	45,137	5,591	21,998	2,387	10,561	82,867	124,358	-	22,279	14,715	20,946	-	18,060	368,900	0.89
CIC GENERAL INSURANCE COMPANY	-	50,392	36,538	162,903	12,651	64,200	615,628	697,149	-	154,630	231,438	120,472	554,800	76,820	2,777,620	6.68
CORPORATE INSURANCE COMPANY	-	6,495	1,924	8,191	1,988	727	23,264	12,818	-	2,124	20,908	3,422	-	1,287	83,148	0.20
DIRECTLINE ASSURANCE COMPANY	-	-	-	-	-	-	30,530	8,982	754,671	-	-	-	-	-	794,184	1.91
FIDELITY SHIELD INSURANCE	38,674	18,344	11,908	98,398	5,567	34,931	150,383	219,369	12,768	8,353	63,996	73,302	-	13,753	749,749	1.80
FIRST ASSURANCE COMPANY	-	41,106	10,278	99,297	37,070	29,670	172,585	159,396	-	6,246	37,175	56,581	279,625	40,444	969,473	2.33
GA INSURANCE COMPANY	25,789	138,187	34,909	466,485	35,704	70,967	174,832	223,785	48,003	31,531	170,838	224,454	528,172	33,283	2,206,937	5.31
GEMINIA INSURANCE COMPANY	-	35,625	22,735	100,551	11,601	73,782	247,008	295,248	-	16,039	87,222	141,573	-	22,070	1,053,453	2.53
HERITAGE INSURANCE COMPANY	43,245	78,653	62,157	148,512	71,202	24,977	296,093	205,298	5,302	101,716	64,027	124,607	619,444	89,466	1,934,699	4.66
ICEA LION GENERAL INSURANCE	266,735	38,062	53,265	258,427	47,352	64,523	486,137	210,941	-	119,206	81,293	189,786	389,159	37,613	2,242,500	5.40
INTRA-AFRICA ASSURANCE	-	10,971	8,010	36,193	3,962	23,148	74,003	66,716	-	6,957	17,013	42,628	-	17,074	306,675	0.74
INVERSCO ASSURANCE COMPANY	-	-	-	-	-	-	-	-	-	-	-	-	-	-	-	0.00
JUBILEE INSURANCE COMPANY	47,460	55,569	16,059	386,609	170,968	94,656	365,315	236,545	-	389,266	64,808	39,690	2,666,601	54,862	4,888,406	11.04
KENINDIA ASSURANCE COMPANY	-	72,615	25,767	359,951	18,962	90,057	132,519	273,869	-	23,124	123,688	180,106	38,460	5,567	1,344,684	3.24
KENYA ORIENT INSURANCE	-	14,780	7,977	13,000	5,941	8,758	187,014	237,697	-	3,625	25,819	37,217	-	15,036	586,863	1.34
MADISON INSURANCE COMPANY	-	5,715	7,475	14,133	25,428	2,179	157,808	255,774	-	13,792	6,727	6,408	541,534	27,456	1,064,429	2.56
MAYFAIR INSURANCE COMPANY	-	66,089	22,487	228,284	21,658	54,838	106,369	115,268	-	20,819	58,661	127,542	-	29,198	851,212	2.05
OCCIDENTAL INSURANCE COMPANY	-	34,760	18,500	121,017	3,966	49,278	148,022	194,377	-	17,307	55,598	110,186	-	5,136	758,147	1.82
PACIS INSURANCE COMPANY	-	6,896	4,936	32,073	4,764	234	94,628	109,205	-	23,626	18,132	21,234	51,109	1,167	368,003	0.89
PHOENIX OF EAST AFRICA	51,196	39,282	2,472	58,423	2,645	8,574	30,568	16,700	-	6,028	4,473	4,488	-	10,337	235,183	0.57
PIONEER INSURANCE COMPANY	-	1,410	657	7,819	3,748	12,990	5,080	6,242	-	383	556	3,987	-	22,056	64,929	0.16
RESOLUTION INSURANCE COMPANY	-	1,101	745	3,259	3,012	1,584	43,368	27,729	-	38,540	3,251	6,240	1,070,043	6,986	1,205,858	2.90
SAHAM INSURANCE COMPANY	-	58,724	6,176	77,888	25,684	5,985	78,412	60,798	-	5,445	23,779	27,176	162,941	80,705	613,713	1.48
SANLAM INSURANCE COMPANY	-	4,932	3,359	23,561	21,200	8,642	120,717	153,539	40,336	2,384	21,768	14,943	503,315	8,197	926,893	2.23
TAKAFUL INSURANCE OF AFRICA	-	4,077	2,334	4,544	6,041	465	36,020	48,748	-	14,635	10,560	20,548	7,890	1,146	157,007	0.38
TAUSI ASSURANCE COMPANY	-	23,044	17,458	132,437	7,950	35,184	60,066	40,776	-	7,402	56,876	72,321	3,634	4,639	461,788	1.11
THE KENYAN ALLIANCE INSURANCE	-	16,498	5,017	14,032	2,342	1,707	142,332	95,125	-	6,386	6,961	7,616	-	169	298,185	0.72
THE MONARCH INSURANCE	-	5,045	1,089	3,583	1,385	1,755	141,236	104,910	-	6,677	960	6,854	-	20,060	293,558	0.71
TRIDENT INSURANCE COMPANY	16,000	13,704	3,503	51,727	1,528	6,696	70,636	78,511	4,453	7,715	14,419	16,075	252,129	7,983	845,078	1.31
UAP INSURANCE COMPANY	-	64,331	41,030	251,210	39,535	38,753	480,418	326,188	-	38,469	111,648	101,573	1,739,954	73,777	3,306,886	7.96
XPLICO INSURANCE COMPANY	5,586	-	-	11	130	1,200	103,292	33,343	-	31	36	215	-	2,114	145,987	0.35
TOTAL	496,976	1,111,150	567,121	3,844,508	966,096	1,037,377	6,100,284	5,705,332	865,533	1,498,569	1,820,249	2,231,098	14,288,674	1,026,085	41,559,061	100
REINSURERS																
CONTINENTAL REINSURANCE	6,916	50,078	-	159,081	6,332	18,948	-	35,714	-	2,684	-	124	131,993	12,739	424,609	12.49
EAST AFRICAN REINSURANCE	(1,507)	73,548	-	423,242	1,523	42,356	-	128,725	-	2,299	-	-	87,486	167,293	924,967	27.20
KENYA REINSURANCE CORPORATION	7,176	167,175	-	763,339	91,387	105,685	15,473	162,768	-	22,310	119,949	1,828	309,671	283,930	2,050,692	60.31
TOTAL	12,585	290,801	-	1,345,662	99,242	166,989	15,473	327,207	-	27,293	119,949	1,952	829,150	463,962	3,400,268	100.00

APPENDIX 14: SUMMARY OF GENERAL INSURANCE BUSINESS MARKET SHARE (GROSS PREMIUM INCOME) PER CLASS FOR THE PERIOD ENDED 31.03.2017																
Company	Aviation	Engineering	Fire Domestic	Fire Industrial	Liability	Marine	Motor Private	Motor Commercial	Motor Commercial PSV	Personal Accident	Theft	Workmens Compensation	Medical	Miscellaneous	Total	
INSURERS																
JUBILEE INSURANCE COMPANY	9.55	5.00	2.83	10.06	17.70	9.12	5.99	4.15	-	25.98	3.56	1.78	18.66	5.35	11.04	
UAP INSURANCE COMPANY	-	5.79	7.23	6.53	4.09	3.74	7.88	5.72	-	2.57	6.13	4.55	12.18	7.19	7.96	
BRITAM GENERAL INSURANCE	-	9.45	9.72	4.52	4.43	11.83	6.27	6.32	-	15.35	5.33	4.33	8.92	16.10	7.47	
APA INSURANCE COMPANY	-	3.51	5.03	5.75	4.84	5.46	5.38	7.34	-	2.39	4.38	12.46	8.37	8.76	6.78	
CIC GENERAL INSURANCE COMPANY	-	4.54	6.44	4.24	1.31	6.19	10.09	12.22	-	10.32	12.71	5.40	3.88	7.49	6.68	
AAR INSURANCE KENYA	-	-	0.03	-	0.02	0.03	-	-	-	1.65	0.00	1.17	16.86	1.32	5.95	
ICEA LION GENERAL INSURANCE	53.67	3.43	9.39	6.72	4.90	6.22	7.97	3.70	-	7.95	4.47	8.51	2.72	3.67	5.40	
GA INSURANCE COMPANY	5.19	12.44	6.16	12.13	3.70	6.84	2.87	3.92	5.55	2.10	9.39	10.06	3.70	3.24	5.31	
HERITAGE INSURANCE COMPANY	8.70	7.08	10.96	3.86	7.37	2.41	4.85	3.60	0.61	6.79	3.52	5.59	4.34	8.72	4.66	
KENINDIA ASSURANCE COMPANY	-	6.54	4.54	9.36	1.96	8.68	2.17	4.80	-	1.54	6.80	8.07	0.27	0.54	3.24	
AIG INSURANCE COMPANY	0.31	-	7.48	4.47	27.75	2.66	5.11	1.25	-	6.08	12.12	0.02	-	-	2.90	
RESOLUTION INSURANCE COMPANY	-	0.10	0.13	0.08	0.31	0.15	0.71	0.49	-	2.57	0.18	0.28	7.49	0.68	2.90	
MADISON INSURANCE COMPANY	-	0.51	1.32	0.37	2.63	0.21	2.59	4.48	-	0.92	0.37	0.29	3.79	2.68	2.56	
GEMINIA INSURANCE COMPANY	-	3.21	4.01	2.62	1.20	7.11	4.05	5.17	-	1.07	4.79	6.35	-	2.15	2.53	
FIRST ASSURANCE COMPANY	-	3.70	1.81	2.58	3.84	2.86	2.83	2.79	-	0.42	2.04	2.54	1.96	3.94	2.33	
SANLAM INSURANCE COMPANY	-	0.44	0.59	0.61	2.19	0.83	1.98	2.69	4.66	0.16	1.20	0.67	3.52	0.80	2.23	
MAYFAIR INSURANCE COMPANY	-	5.95	3.97	5.94	2.24	5.29	1.74	2.02	-	1.39	3.22	5.72	-	2.85	2.05	
DIRECT LINE ASSURANCE COMPANY	-	-	-	-	-	-	0.50	0.16	87.19	-	-	-	-	-	1.91	
OCCIDENTAL INSURANCE COMPANY	-	3.13	3.26	3.15	0.41	4.75	2.43	3.41	-	1.15	3.05	4.94	-	0.50	1.82	
FIDELITY SHIELD INSURANCE	7.78	1.65	2.10	2.56	0.58	3.37	2.47	3.84	1.48	0.56	3.52	3.29	-	1.34	1.80	
AFRICAN MERCHANT ASSURANCE	-	0.92	0.16	2.20	0.40	0.84	3.60	3.44	-	1.36	0.83	1.23	-	2.78	1.48	
SAHAM INSURANCE COMPANY	-	5.28	1.09	2.03	2.66	0.58	1.29	1.07	-	0.36	1.31	1.22	1.14	7.87	1.48	
KENYA ORIENT INSURANCE	-	1.33	1.41	0.34	0.61	0.84	3.07	4.17	-	0.24	1.42	1.67	-	1.47	1.34	
TRIDENT INSURANCE COMPANY	3.22	1.23	0.62	1.35	0.16	0.65	1.16	1.38	0.51	0.51	0.79	0.72	1.76	0.78	1.31	
TAUSI ASSURANCE COMPANY	-	2.07	3.08	3.44	0.82	3.39	0.98	0.71	-	0.49	3.12	3.24	0.03	0.45	1.11	
CANNON ASSURANCE COMPANY	-	4.06	0.99	0.57	0.25	1.02	1.36	2.18	-	1.49	0.81	0.94	-	1.76	0.89	
PACIS INSURANCE COMPANY	-	0.62	0.87	0.83	0.49	0.02	1.55	1.91	-	1.58	1.00	0.95	0.36	0.11	0.89	
INTRA-AFRICA ASSURANCE	-	0.99	1.41	0.94	0.41	2.23	1.21	1.17	-	0.46	0.93	1.91	-	1.66	0.74	
THE KENYAN ALLIANCE INSURANCE	-	1.48	0.88	0.36	0.24	0.16	2.33	1.67	-	0.43	0.38	0.34	-	0.02	0.72	
THE MONARCH INSURANCE	-	0.45	0.19	0.09	0.14	0.17	2.32	1.84	-	0.45	0.05	0.31	-	1.96	0.71	
PHOENIX OF EAST AFRICA	10.30	3.54	0.44	1.52	0.27	0.83	0.50	0.29	-	0.40	0.25	0.20	-	1.01	0.57	
TAKAPUL INSURANCE OF AFRICA	-	0.37	0.41	0.12	0.63	0.04	0.59	0.85	-	0.98	0.58	0.92	0.06	0.11	0.38	
XPLICO INSURANCE COMPANY	1.12	-	-	0.00	0.01	0.12	1.69	0.58	-	0.00	0.00	0.01	-	0.21	0.35	
CORPORATE INSURANCE COMPANY	-	0.58	0.34	0.21	0.21	0.07	0.38	0.22	-	0.14	1.15	0.15	-	0.13	0.20	
PIONEER INSURANCE COMPANY	-	0.13	0.12	0.20	0.39	1.25	0.08	0.11	-	0.03	0.03	0.18	-	2.15	0.16	
ALLIANZ INSURANCE COMPANY	0.15	0.48	0.98	0.23	0.84	0.04	0.01	0.33	-	0.11	0.57	-	-	0.24	0.15	
INVESCO ASSURANCE COMPANY	-	-	-	-	-	-	-	-	-	-	-	-	-	-	-	
TOTAL	100.00	100.00	100.00	100.00	100.00	100.00	100.00	100.00	100.00	100.00	100.00	100.00	100.00	100.00	100.00	
REINSURERS																
KENYA REINSURANCE CORPORATION	57.02	57.49	0.00	56.73	92.09	63.29	100.00	49.74	0.00	81.74	100.00	93.65	58.52	61.20	60.31	
EAST AFRICAN REINSURANCE	-11.97	25.29	0.00	31.45	1.53	25.36	0.00	39.34	0.00	8.42	0.00	0.00	16.53	36.06	27.20	
CONTINENTAL REINSURANCE	54.95	17.22	0.00	11.82	6.38	11.35	0.00	10.91	0.00	9.83	0.00	6.35	24.94	2.75	12.49	
TOTAL	100.00	100.00	0.00	100.00	100.00	100.00	100.00	100.00	0.00	100.00	100.00	100.00	100.00	100.00	100.00	

APPENDIX 15: SUMMARY OF CLAIMS PAID UNDER GENERAL INSURANCE BUSINESS FOR THE PERIOD ENDED 31.03.2017															
Company	Aviation	Engineering	Fire Domestic	Fire Industrial	Liability	Marine	Motor Private	Motor Commercial	Motor Commercial PSV	Personal Accident	Theft	Workmen's Compensation	Medical	Miscellaneous	Total
INSURERS															
AAR INSURANCE KENYA	-	-	-	-	-	-	-	-	-	30	-	937	1,368,545	3,059	1,372,571
AFRICAN MERCHANT ASSURANCE	-	982	11	470	-	700	115,672	35,237	68,054	53,138	-	13,654	-	570	288,486
AIG INSURANCE COMPANY	1,500	339	10,571	14,560	19,459	711	176,415	44,073	-	12,041	3,142	15,916	-	-	298,727
ALLIANZ INSURANCE COMPANY	-	-	830	-	1,034	-	228	104	-	-	54	-	-	-	2,251
APA INSURANCE COMPANY	-	3,818	2,002	23,385	14,767	13,251	334,675	273,767	-	20,463	18,388	68,363	421,118	25,569	1,219,567
BRITAM GENERAL INSURANCE	-	1,146	2,994	8,061	386	2,146	249,034	131,909	-	7,433	16,475	8,388	354,423	95,217	877,612
CANNON ASSURANCE COMPANY	-	26,262	12,380	2,178	1,702	9,901	147,070	64,566	-	13,525	4,330	10,465	-	40	292,417
CIC GENERAL INSURANCE COMPANY	-	(13,549)	5,310	16,598	(96,111)	(6,758)	428,577	269,767	-	(17,770)	20,559	(63,792)	193,666	(1,132)	735,366
CORPORATE INSURANCE COMPANY	-	591	572	-	83	3,830	8,744	1,816	-	53	408	2,275	-	10	18,382
DIRECTLINE ASSURANCE COMPANY	-	-	-	-	-	-	1,851	557	124,884	-	-	-	-	-	127,293
FIDELITY SHIELD INSURANCE	-	966	2,390	1,407	4,143	3,807	55,426	54,030	10,042	2,589	10,332	29,356	-	325	174,813
FIRST ASSURANCE COMPANY	-	(799)	10,155	5,693	21,507	12,121	117,928	56,311	-	(1,318)	13,501	1,182	133,621	-	369,900
GA INSURANCE COMPANY	-	9,544	5,371	17,935	1,744	15,762	82,743	59,019	(5,189)	5,997	46,451	105,101	50,376	490	395,344
GEMINIA INSURANCE COMPANY	-	1,481	5,928	3,497	2,029	18,739	111,198	78,277	-	5,190	25,398	15,521	-	-	267,258
HERITAGE INSURANCE COMPANY	-	1,362	14,678	3,990	(1,385)	6,282	91,243	56,614	-	11,055	15,359	16,219	64,251	12,193	291,861
ICEA LION GENERAL INSURANCE	1,655	2,751	3,599	3,821	1,357	41,768	247,176	118,146	-	35,060	25,032	50,001	48,623	284	579,272
INTRA-AFRICA ASSURANCE	-	1,224	5,075	6,654	100	5,421	39,287	23,728	-	4,056	4,915	10,871	-	1,641	102,973
INVESCO ASSURANCE COMPANY	-	-	-	-	-	-	-	-	-	-	-	-	-	-	-
JUBILEE INSURANCE COMPANY	-	12,984	3,828	13,013	7,752	12,286	233,415	100,450	-	73,192	22,318	14,047	1,265,918	4,389	1,763,591
KENINDIA ASSURANCE COMPANY	-	18,237	4,537	16,323	1,828	18,357	53,875	70,771	-	2,171	15,310	80,091	19,816	17	301,333
KENYA ORIENT INSURANCE	-	65	1,494	956	2,367	1,333	178,744	-	128,640	36	1,073	3,515	-	7,565	325,788
MADISON INSURANCE COMPANY	-	263	470	4,269	3,955	-	94,280	159,372	-	5,412	1,487	1,686	224,445	8,958	504,598
MAYFAIR INSURANCE COMPANY	-	6,520	7,699	8,721	183	2,274	33,273	20,668	-	329	2,830	11,983	-	76	94,556
OCCIDENTAL INSURANCE COMPANY	-	6,156	4,669	13,079	417	9,294	69,684	81,501	-	2,777	4,946	32,147	-	4,127	228,796
PACIS INSURANCE COMPANY	-	(850)	75	7,964	-	-	63,758	29,132	-	673	633	5,874	10,790	-	118,050
PHOENIX OF EAST AFRICA	149	-	-	171	-	-	29,139	12,048	-	807	2,023	4,104	-	115	48,556
PIONEER INSURANCE COMPANY	-	71	7	78	187	325	1,231	312	-	4	28	198	-	1,103	3,544
RESOLUTION INSURANCE COMPANY	-	-	59	279	-	-	(1,267)	(10,049)	-	22,971	-	3,674	201,630	-	217,296
SAHAM INSURANCE COMPANY	-	4,494	161	2,329	953	1,746	23,762	9,444	-	85	177	2,022	13,763	(642)	58,295
SANLAM INSURANCE COMPANY	-	5,410	549	-	-	-	56,150	(4,016)	35,942	-	403	3	58,952	-	153,393
TAKAFUL INSURANCE OF AFRICA	-	-	49	32	-	-	14,283	16,750	-	-	1,194	4,805	7,046	3,197	47,357
TAUSI ASSURANCE COMPANY	-	1,541	2,400	484	-	949	13,918	11,473	-	544	5,522	13,002	546	-	50,379
THE KENYAN ALLIANCE INSURANCE	-	(343)	3,350	(5,494)	23	-	56,528	20,536	-	5	(22,300)	424	-	-	52,729
THE MONARCH INSURANCE	-	12	81	939	34	-	50,149	28,789	-	664	7	723	-	3,500	84,897
TRIDENT INSURANCE COMPANY	-	2,248	916	248	92	1,024	32,006	26,690	-	-	1,049	7,614	29,678	-	101,566
UAP INSURANCE COMPANY	-	6,794	2,815	4,048	6,285	12,732	300,718	206,610	-	9,580	21,367	35,430	607,647	5,237	1,219,262
XPLICO INSURANCE COMPANY	-	-	27	-	-	-	34,077	28,718	-	-	-	968	7,514	-	71,304
TOTAL	3,304	99,720	115,052	175,688	(5,109)	188,001	3,544,990	2,077,120	362,373	270,792	262,411	506,767	5,082,368	175,908	12,859,383
REINSURERS															
CONTINENTAL REINSURANCE	5,755	1,058	-	10,759	122	3,847	-	4,931	-	480	-	-	59,356	5,522	91,831
EAST AFRICA REINSURANCE	(114)	50,006	-	131,486	259	34,821	-	60,809	-	904	-	-	54,906	52,329	385,407
KENYA REINSURANCE CORPORATION	12,255	64,699	-	489,096	9,335	64,504	762	55,577	-	19,904	36,774	-	238,092	68,674	1,059,670
TOTAL	17,896	115,763	-	631,341	9,716	103,172	762	121,317	-	21,288	36,774	-	352,354	126,525	1,536,908

APPENDIX 16: SUMMARY OF CLAIMS INCURRED UNDER GENERAL INSURANCE BUSINESS FOR THE PERIOD ENDED 31.03.2017															
Company	Aviation	Engineering	Fire Domestic	Fire Industrial	Liability	Marine	Motor Private	Motor Commercial	Motor Commercial PSV	Personal Accident	Theft	Workmens' Compensation	Medical	Miscellaneous	Total
INSURERS															
AAR INSURANCE KENYA	-	-	(3)	-	-	-	-	-	-	(1,807)	-	(2,307)	880,990	2,282	879,155
AFRICAN MERCHANT ASSURANCE	-	3,883	1,677	102,628	553	6,506	123,747	39,615	68,114	169,780	13,928	8,925	-	37,150	576,506
AIG INSURANCE COMPANY	1,608	(176)	11,908	12,890	827	151	149,264	38,079	-	12,946	4,111	16,069	-	-	247,677
ALLIANZ INSURANCE COMPANY	18	114	31,421	834	(295)	195	1,254	3,416	-	36	204	792	-	-	37,990
APA INSURANCE COMPANY	(246)	10,117	6,301	20,945	(8,189)	26,303	281,485	184,205	-	(1,271)	25,492	80,768	436,830	15,854	1,078,596
BRITAM GENERAL INSURANCE	-	2,467	2,282	56,889	2,018	6,833	278,445	172,535	-	5,295	1,536	13,772	454,537	109,463	1,106,072
CANNON ASSURANCE COMPANY	-	3,543	139	(732)	(9,267)	3,740	144,397	75,677	-	(5,503)	(8,370)	4,290	-	(249)	207,665
CIC GENERAL INSURANCE COMPANY	-	12,497	(2,512)	16,081	64,520	13,919	526,621	318,685	-	16,255	10,899	23,502	284,510	2,168	1,287,144
CORPORATE INSURANCE COMPANY	-	1,708	543	51	(110)	1,831	(3,525)	6,272	-	545	318	(1,288)	-	569	6,914
DIRECTLINE ASSURANCE COMPANY	-	-	-	-	-	-	12,595	2,592	331,507	-	-	-	-	-	346,694
FIDELITY SHIELD INSURANCE	(16,729)	(222,377)	3,282	250,079	(24,381)	20,444	33,185	142,254	(9,374)	(2,019)	44,779	42,912	-	1,046	263,100
FIRST ASSURANCE COMPANY	(117)	(5,765)	19,511	(3,630)	29,557	12,831	126,649	89,938	-	(7,845)	14,299	20,736	85,630	2,493	384,286
GA INSURANCE COMPANY	49	11,782	(3,479)	31,151	6,927	15,093	65,124	64,470	(5,389)	2,354	52,347	147,053	50,543	421	438,446
GEMINIA INSURANCE COMPANY	-	4,234	7,411	20,348	566	23,539	149,397	78,127	-	4,642	16,318	66,111	-	(855)	369,839
HERITAGE INSURANCE COMPANY	(1,027)	31,395	581	(12,951)	5,178	(980)	136,179	56,698	(3,955)	10,285	21,561	5,928	64,156	16,580	329,628
ICEA LION GENERAL INSURANCE	4,072	1,881	939	49,980	8,156	22,872	281,153	114,672	-	27,627	49,456	69,252	56,550	562	687,172
INTRA-AFRICA ASSURANCE	-	3,197	4,748	8,809	216	6,282	40,808	17,933	-	3,627	6,781	13,250	-	10,717	116,367
INVESCO ASSURANCE COMPANY	-	-	-	-	-	-	-	-	-	-	-	-	-	-	-
JUBILEE INSURANCE COMPANY	(245)	10,029	6,832	14,331	(122)	6,242	262,735	109,905	-	69,855	4,943	18,510	1,276,970	6,410	1,786,394
KENINDIA ASSURANCE COMPANY	-	17,508	6,289	24,170	5,898	43,892	74,364	143,556	-	2,238	31,156	106,616	19,545	244	475,475
KENYA ORIENT INSURANCE	-	1,253	1,939	1,402	(11,522)	70,269	312,547	(226,598)	128,787	(53)	8,923	7,414	(619)	16,821	310,563
MADISON INSURANCE COMPANY	-	1,946	2,478	60,706	12,388	-	(20,728)	98,762	-	34,934	3,096	15,844	240,623	5,385	455,433
MAYFAIR INSURANCE COMPANY	-	2,943	8,487	20,726	1,999	1,893	34,711	33,056	-	3,413	3,310	24,304	-	29	134,871
OCCIDENTAL INSURANCE COMPANY	-	6,541	5,781	10,273	436	17,382	80,115	81,065	(3,746)	6,964	6,406	60,534	-	4,107	275,857
PACIS INSURANCE COMPANY	-	(2,840)	(293)	(117)	4,676	2	57,471	7,653	-	(33)	3,397	13,397	14,297	(4,691)	92,920
PHOENIX OF EAST AFRICA	(7,746)	355	(2,153)	2,107	(11,640)	674	86,376	(6,589)	-	(2,406)	13,465	7,258	-	(26,191)	53,510
PIONEER INSURANCE COMPANY	-	71	7	78	187	325	1,231	312	-	4	28	198	-	1,103	3,544
RESOLUTION INSURANCE COMPANY	-	55	640	8,876	2,655	-	10,419	(3,745)	-	27,138	229	(2,192)	188,102	1,168	233,346
SAHAM INSURANCE COMPANY	-	12,879	34	2,887	1,640	(1,384)	48,971	18,262	-	300	362	4,182	16,619	(731)	104,021
SANLAM INSURANCE COMPANY	-	6,967	(4,494)	6,192	(1,364)	1,915	79,495	12,184	(3,893)	(9,063)	(1,334)	4,986	80,349	(125)	171,815
TAKAFUL INSURANCE OF AFRICA	-	359	127	1,137	(1,061)	19	24,735	(22,233)	-	(393)	(10,105)	3,322	2,832	3,439	2,177
TAUSI ASSURANCE COMPANY	-	1,250	2,515	779	417	3,896	14,301	6,554	-	166	9,567	13,304	564	3,077	56,391
THE KENYAN ALLIANCE INSURANCE	-	(883)	(12,907)	1,717	(209)	410	86,688	77,770	-	(12,895)	(7,565)	21,964	-	(138)	153,954
THE MONARCH INSURANCE	-	552	92	506	354	302	74,916	33,446	-	675	2	1,545	-	4,129	116,520
TRIDENT INSURANCE COMPANY	-	7,307	364	(707)	800	517	29,677	34,119	-	65	1,824	7,752	38,708	-	120,425
UAP INSURANCE COMPANY	-	12,012	4,154	(13,650)	7,357	24,643	415,599	281,736	-	16,874	22,310	55,208	564,352	8,669	1,399,263
XPLICO INSURANCE COMPANY	(24)	3,381	319	-	256	12,256	37,426	71,967	-	763	5,361	13,004	141,723	598	287,030
TOTAL	(20,387)	(59,815)	104,960	694,785	89,421	342,812	4,057,827	2,156,350	502,051	373,493	349,034	886,915	4,897,811	221,504	14,596,761
REINSURERS															
CONTINENTAL REINSURANCE	5,150	18,067	-	(1,992)	420	8,566	-	12,038	-	755	4	(10)	73,913	2,460	119,371
EAST AFRICA REINSURANCE	(85)	60,563	-	168,219	430	40,590	-	94,119	-	950	-	-	58,567	54,381	477,735
KENYA REINSURANCE CORPORATION	12,462	63,862	(769)	327,144	12,680	15,541	707	(108,919)	-	257,067	118,654	(542)	267,948	46,195	1,012,030
TOTAL	17,527	142,492	(769)	493,371	13,530	64,697	707	(2,762)	-	258,772	118,658	(552)	400,428	103,036	1,609,135

APPENDIX 17: SUMMARY OF INCURRED CLAIMS RATIOS UNDER GENERAL INSURANCE BUSINESS FOR THE PERIOD ENDED 31.03.2017															
Company	Aviation	Engineering	Fire Domestic	Fire Industrial	Liability	Marine	Motor Private	Motor Commercial	Motor Commercial PSV	Personal Accident	Theft	Workmens' Compensation	Medical	Miscellaneous	Total
INSURERS															
AAR INSURANCE KENYA	0.00	0.00	-0.1	0.00	0.0	0.0	0.00	0.00	0.00	-13.8	0.0	-21.2	74.4	105.4	72.3
AFRICAN MERCHANT ASSURANCE	0.00	23.6	167.5	539.8	11.7	846.0	55.2	33.1	102.5	77.8	450.9	29.3	0.00	203.0	79.8
AIG INSURANCE COMPANY	-223.3	34.4	33.9	914.2	1.4	4.2	34.4	-38.9	0.00	13.1	34.9	67.9	0.00	0.0	45.2
ALLIANZ INSURANCE COMPANY	-27.3	2.5	888.6	11.6	-6.7	-3.7	-10.1	19.9	0.00	3.3	2.2	-11.6	0.00	0.0	152.1
APA INSURANCE COMPANY	3514.3	66.3	43.6	78.0	-51.2	91.8	81.1	44.7	0.00	-5.0	74.0	55.1	92.3	36.6	68.1
BRITAM GENERAL INSURANCE	0.00	21.0	10.0	154.0	17.4	19.4	94.9	54.8	0.00	8.2	5.5	29.2	75.6	72.9	68.4
CANNON ASSURANCE COMPANY	0.00	34.9	4.8	19.5	-367.9	64.9	119.4	98.9	0.0	-15.4	21.0	5.6	0.00	-0.9	79.0
CIC GENERAL INSURANCE COMPANY	0.00	39.8	-13.6	26.5	325.9	67.7	101.2	56.1	0.00	30.6	11.6	36.0	75.2	9.0	69.4
CORPORATE INSURANCE COMPANY	0.00	31.0	848.4	0.7	-9.4	88.5	-18.7	64.6	0.00	53.6	1.6	-26.4	0.00	24.8	9.5
DIRECTLINE ASSURANCE COMPANY	0.00	0.00	0.00	0.00	0.00	0.00	45.0	33.2	40.4	0.00	0.00	0.00	0.00	0.00	40.5
FIDELITY SHIELD INSURANCE	-418225.0	-12656.6	65.5	1697.6	-1003.7	173.0	-19.2	38.5	32.5	-39.7	-113.8	33.7	0.00	5.5	83.3
FIRST ASSURANCE COMPANY	-123.2	-42.2	295.0	-19.4	80.0	92.3	89.8	66.9	0.00	30.1	67.0	35.9	70.1	-5.8	77.2
GA INSURANCE COMPANY	30.4	80.1	-25.5	148.9	45.3	45.0	54.5	92.5	-8.4	17.9	70.7	132.1	67.9	3.7	68.9
GEMINIA INSURANCE COMPANY	0.00	77.6	70.5	83.8	9.4	32.0	87.9	45.2	0.00	64.9	29.5	80.0	0.00	-13.1	60.2
HERITAGE INSURANCE COMPANY	-555.1	307.7	2.3	-46.7	16.5	-7.5	73.9	37.3	-1987.4	20.4	78.4	7.2	64.1	54.1	44.8
ICEA LION GENERAL INSURANCE	158.1	7.2	2.8	129.4	134.9	69.4	67.3	62.7	0.00	68.4	80.9	56.1	65.4	62.0	65.3
INTRA-AFRICA ASSURANCE	0.00	59.4	100.1	78.7	13.1	38.2	58.2	41.0	0.00	76.3	59.7	42.7	0.00	67.7	53.8
INVESCO ASSURANCE COMPANY	0.00	0.00	0.00	0.00	0.00	0.00	0.00	0.00	0.00	0.00	0.00	0.00	0.00	0.00	0.00
JUBILEE INSURANCE COMPANY	-5.1	48.5	50.5	16.6	-0.2	18.8	83.2	61.3	0.00	69.1	14.0	64.6	76.6	47.5	70.0
KENINDIA ASSURANCE COMPANY	0.00	296.9	58.4	67.4	92.8	84.1	89.5	98.3	0.00	47.9	122.3	102.8	73.0	15.8	94.6
KENYA ORIENT INSURANCE	0.00	26.8	38.1	51.5	-101.5	1370.3	138.8	-88.4	0.00	2.9	167.3	31.6	0.00	155.2	56.6
MADISON INSURANCE COMPANY	0.00	-216.2	81.4	-999.1	100.7	0.0	-17.8	30.6	0.00	3925.2	508.4	-478.8	68.5	16.6	54.8
MAYFAIR INSURANCE COMPANY	0.0	22.8	358.7	32.3	32.3	5.7	52.8	55.0	0.00	89.4	24.5	30.6	0.00	1.3	39.2
OCCIDENTAL INSURANCE COMPANY	0.00	103.5	44.1	48.8	55.0	103.0	56.7	43.7	0.00	131.7	27.5	56.4	0.00	-251.7	53.1
PACIS INSURANCE COMPANY	0.00	-94666.7	46.7	1.2	138.8	0.7	98.2	19.4	0.00	-0.5	62.6	122.7	104.6	-1503.5	72.5
PHOENIX OF EAST AFRICA	-1627.3	18.1	-106.6	55.1	-207.8	9.1	312.2	-44.0	0.00	-126.6	1226.3	92.3	0.00	-1473.1	69.9
PIONEER INSURANCE COMPANY	0.00	-12.4	-4.5	-3.4	-22.2	4.7	-133.9	-22.3	0.00	-1.4	49.1	49.9	0.00	53.8	122.8
RESOLUTION INSURANCE COMPANY	0.00	18.9	-14.3	539.6	56.1	0.0	45.6	-29.7	0.00	-610.3	14.0	-23.7	71.4	61.8	75.3
SAHAM INSURANCE COMPANY	0.00	349.0	1.2	95.0	1389.8	-137.6	89.3	46.0	0.00	39.0	6.2	-4.3	11.9	-10.9	65.0
SANLAM INSURANCE COMPANY	0.00	116.7	-358.1	28.4	-6.1	50.7	93.6	18.4	-13.1	-280.0	-8.1	90.0	81.1	-4.3	47.3
TAKAFUL INSURANCE OF AFRICA	0.00	12.0	8.8	25.7	-134.3	7.9	71.5	-46.6	0.0	276.8	-52.2	45.3	7.7	-62.8	1.6
TAUSI ASSURANCE COMPANY	0.00	36.1	59.2	8.3	15.4	18.3	40.3	27.3	0.0	5.3	42.9	31.2	27.9	200.7	33.1
THE KENYAN ALLIANCE INSURANCE	0.00	-8.7	-129.2	-147.3	-2.4	57.1	71.3	90.1	0.0	-246.1	-73.8	221.5	0.00	-38.9	59.1
THE MONARCH INSURANCE	0.00	-25.5	88.5	7.4	34.5	120.3	67.5	44.3	0.00	-21.9	0.6	13.6	0.00	17.7	51.9
TRIDENT INSURANCE COMPANY	0.0	382.2	29.6	-16.1	62.5	38.3	61.0	72.3	0.0	2.5	68.8	38.2	46.4	0.0	53.4
UAP INSURANCE COMPANY	0.00	100.9	19.0	-23.4	38.7	157.3	121.0	96.5	0.00	78.7	23.5	1575.1	51.7	176.3	70.8
XPLICO INSURANCE COMPANY	-0.4	-161.9	601.9	0.0	44.8	713.4	16.9	-119.5	0.00	-2461.3	-2945.6	-24.8	100.4	9.0	109.5
TOTAL	-151.0	-23.1	36.0	112.5	23.6	70.1	80.9	49.1	56.5	49.4	53.2	66.5	70.6	55.0	65.1
REINSURERS															
CONTINENTAL REINSURANCE	101.3	44.4	0.0	-1.9	8.8	56.0	0.00	42.5	0.00	36.7	400.0	-11.1	63.8	31.2	37.1
EAST AFRICA REINSURANCE	21.8	88.9	0.00	43.1	14.8	88.6	0.00	71.4	0.00	63.9	0.00	0.00	86.6	51.7	58.8
KENYA REINSURANCE CORPORATION	-760.8	46.7	-52.6	62.3	21.2	17.7	5.5	-75.5	0.00	1118.9	125.9	-47.3	67.1	22.4	59.9
TOTAL	573.2	58.1	-76.1	48.5	20.1	43.5	5.5	-0.9	0.00	975.8	125.9	-44.6	68.7	32.3	57.0

APPENDIX 18: SUMMARY OF UNDERWRITING PROFITS UNDER GENERAL INSURANCE BUSINESS FOR THE PERIOD ENDED 31.03.2017															
Company	Aviation	Engineering	Fire Domestic	Fire Industrial	Liability	Marine	Motor Private	Motor Commercial	Motor Commercial PSV	Personal Accident	Theft	Workmens' Compensation	Medical	Miscellaneous	Total
INSURERS															
AAR INSURANCE KENYA	-	-	5,192	-	634	155	-	-	-	7,419	467	4,504	(118,533)	(4,144)	(104,307)
AFRICAN MERCHANT ASSURANCE	-	8,076	(1,100)	(114,094)	2,347	(8,843)	32,952	17,553	(2,587)	41,807	(15,726)	12,328	-	(27,444)	(54,721)
AIG INSURANCE COMPANY	(6,573)	(5,688)	16,854	(15,543)	29,463	3,739	290,785	(157,139)	-	58,585	37,645	(1,663)	-	(123,194)	127,271
ALLIANZ INSURANCE COMPANY	(433)	(447)	(32,768)	(904)	(1,103)	(5,176)	(14,149)	(839)	-	352	6,092	(13,322)	-	2,193	(60,504)
APA INSURANCE COMPANY	(171)	(452)	2,688	(20,227)	12,869	(11,774)	(13,708)	122,244	-	18,591	(3,070)	8,773	(141,519)	18,454	(7,302)
BRITAM GENERAL INSURANCE	-	5,145	6,572	(35,656)	9,537	12,149	(155,446)	(39,716)	-	27,467	11,343	1,878	24,165	(28,958)	(161,521)
CANNON ASSURANCE COMPANY	-	22,369	952	(6,181)	10,741	(1,634)	(53,237)	(40,629)	(51,351)	38,993	(34,532)	68,970	(2,975)	32,021	(16,493)
CIC GENERAL INSURANCE COMPANY	-	7,328	8,980	2,943	(80,793)	(1,960)	(196,510)	20,700	-	(6,005)	10,224	5,607	(19,568)	9,287	(209,766)
CORPORATE INSURANCE COMPANY	-	1,107	(1,146)	2,877	119	(85)	10,900	(2,974)	(885)	(8,497)	14,933	5,013	-	1,869	23,231
DIRECTLINE ASSURANCE COMPANY	-	-	-	-	-	-	11,803	4,160	196,220	-	-	-	-	-	212,183
FIDELITY SHIELD INSURANCE	11,955	223,238	(537)	(245,281)	24,458	(12,697)	(233,714)	187,857	(21,614)	5,505	(91,630)	66,245	-	12,676	(73,541)
FIRST ASSURANCE COMPANY	212	14,845	(15,396)	23,615	(2,006)	(6,677)	(42,421)	(4,388)	-	(32,757)	2,620	19,151	7,944	(28,147)	(63,403)
GA INSURANCE COMPANY	713	13,644	11,729	20,356	2,268	4,463	28,921	(26,010)	65,400	5,185	(4,066)	(74,416)	29,247	10,080	87,514
GEMINIA INSURANCE COMPANY	-	(7,847)	(3,254)	(26,528)	2,279	30,321	(26,265)	38,226	-	(2,459)	18,371	(20,896)	-	3,426	5,375
HERITAGE INSURANCE COMPANY	(2,536)	(26,229)	(7,196)	19,916	9,163	10,069	(26,702)	44,446	4,154	(7,492)	(7,923)	44,423	16,757	10,510	81,358
ICEA LION GENERAL INSURANCE	(1,089)	21,038	23,645	(4,351)	(5,011)	(1,433)	(11,255)	3,453	-	(5,010)	(10,173)	8,535	5,174	2,744	26,268
INTRA-AFRICA ASSURANCE	-	974	(1,731)	(856)	(59)	1,735	1,537	1,648	-	616	792	197	-	4,520	9,374
INVESCO ASSURANCE COMPANY	-	-	-	-	-	-	-	-	-	-	-	-	-	-	-
JUBILEE INSURANCE COMPANY	(1,531)	638	2,705	10,900	23,916	11,719	(19,933)	24,137	-	(22,176)	19,769	677	151,726	(2,636)	199,912
KENINDIA ASSURANCE COMPANY	-	(19,992)	(2,144)	(30,503)	(4,220)	(15,913)	(23,245)	(63,756)	-	592	(10,919)	(64,226)	(1,392)	357	(235,361)
KENYA ORIENT INSURANCE	-	(1,183)	305	(6,313)	18,139	(68,002)	(161,619)	396,499	(129,343)	(4,461)	(9,333)	6,356	619	(10,691)	30,975
MADISON INSURANCE COMPANY	-	(4,878)	(1,972)	(71,533)	(6,394)	86	95,151	158,086	-	(38,456)	(4,811)	(23,451)	(25,473)	19,698	96,053
MAYFAIR INSURANCE COMPANY	34	10,927	(7,981)	48,340	2,617	24,103	4,043	8,389	-	(243)	8,079	26,241	-	3,923	128,472
OCCIDENTAL INSURANCE COMPANY	-	164	2,913	9,075	229	(4,355)	22,740	53,855	3,746	(2,562)	13,329	6,933	-	(4,804)	101,264
PACIS INSURANCE COMPANY	-	1,494	(2,105)	(16,696)	(3,277)	237	(28,834)	(3,117)	-	(3,520)	(4,320)	(11,383)	(10,591)	4,884	(77,226)
PHOENIX OF EAST AFRICA	14,232	1,610	4,172	9,166	17,242	5,419	(100,272)	21,549	-	(107)	(33,595)	603	-	27,969	(32,010)
PIONEER INSURANCE COMPANY	-	(1,394)	(497)	(6,939)	(3,024)	(51)	(4,198)	(4,364)	-	(506)	(263)	(1,920)	-	(8,585)	(31,740)
RESOLUTION INSURANCE COMPANY	-	167	(5,591)	(8,785)	203	(198)	(7,456)	2,856	-	(47,781)	(290)	7,555	(95,637)	(2,793)	(157,750)
SAHAM INSURANCE COMPANY	-	(6,193)	596	1,499	(819)	2,599	(29,627)	(4,584)	-	303	3,307	(119,996)	126,468	7,179	(19,267)
SANLAM INSURANCE COMPANY	-	(2,189)	4,855	11,982	16,802	1,824	(94,408)	16,304	(4,638)	8,607	15,209	(2,984)	26,614	3,580	1,558
TAKAFUL INSURANCE OF AFRICA	-	(1,136)	(1,173)	(1,023)	(5,114)	(247)	(27,588)	19,306	(14,956)	(16,577)	18,157	(19,856)	27,228	(9,762)	(32,740)
TAUSI ASSURANCE COMPANY	-	493	(4,181)	(279)	(820)	(6,646)	(7,539)	3,361	(1,693)	697	(3,924)	780	698	(10,179)	(29,231)
THE KENYAN ALLIANCE INSURANCE	(4,434)	11,828	17,547	(3,581)	6,681	(38,096)	476	770	(3,125)	15,489	14,547	(13,731)	(45)	480	4,805
THE MONARCH INSURANCE	-	(2,907)	(168)	7,766	(16)	(371)	(21,041)	786	-	(375)	779	6,790	321	11,703	3,267
TRIDENT INSURANCE COMPANY	(2,280)	(6,320)	263	8,387	42	(326)	1,235	(6,241)	4,723	381	228	7,243	64,469	(38,987)	32,819
UAP INSURANCE COMPANY	-	(4,046)	6,686	44,386	2,653	(15,929)	(227,846)	(97,210)	-	(21,738)	62,629	(78,516)	219,605	(4,198)	(113,523)
XPLICO INSURANCE COMPANY	(90,493)	(5,629)	(265)	312	298	(10,774)	163,490	(135,392)	-	(800)	(5,546)	(65,534)	(572)	5,883	(145,022)
TOTAL	(82,394)	248,555	27,449	(393,753)	110,044	(102,569)	(862,980)	559,826	44,051	9,067	18,399	(203,092)	284,730	(111,082)	(453,736)
REINSURERS															
CONTINENTAL REINSURANCE	(2,865)	3,033	(451)	45,527	2,082	44	-	8,347	-	229	(3)	75	(6,261)	545	50,302
EAST AFRICA REINSURANCE	183	(20,952)	-	89,875	1,988	(9,882)	-	24,663	-	(366)	-	-	(15,310)	(10,209)	59,990
KENYA REINSURANCE CORPORATION	(28,928)	4,272	1,129	(110,225)	18,167	29,443	9,831	225,106	-	(247,407)	(75,868)	1,336	(1,949)	40,479	(134,614)
TOTAL	(31,610)	(13,647)	678	25,177	22,237	19,605	9,831	258,116	-	(247,544)	(75,871)	1,411	(23,520)	30,815	(24,322)

APPENDIX 19: SUMMARY OF GENERAL INSURANCE BUSINESS REVENUE ACCOUNTS FOR THE PERIOD ENDED 31.03.2017

Company	Gross Direct Premium	Inward Reinsurance	Outward Reinsurance	Net Premium Written	UPR B/F	Unexpired Risk Reserve (B/F)	UPR C/F	Unexpired Risk Reserve (B/F)	Net Earned Premium Income	Incurred Claims	Net Commissions	Expense of Management	Underwriting Profit/(Loss)	Investment Income	Operating Profit
INSURERS															
AAR INSURANCE KENYA	2,474,719	-	555,019	1,919,700	3,054,755	-	-	3,758,006	1,216,449	879,155	114,715	326,886	(104,307)	70,222	(34,085)
AFRICAN MERCHANT ASSURANCE	614,333	1,700	122,539	493,493	1,078,654	-	-	849,871	722,277	576,506	47,605	152,894	(54,728)	16,015	(38,714)
AIG INSURANCE COMPANY	1,193,436	13,332	782,638	424,131	772,460	-	-	648,467	548,124	247,677	2,849	170,328	127,271	-	127,271
ALLIANZ INSURANCE COMPANY	63,115	-	3,064	60,051	25,729	-	-	60,798	24,982	37,990	4,398	43,098	(60,504)	3,138	(57,366)
APA INSURANCE COMPANY	2,818,195	-	838,317	1,979,879	2,467,639	-	-	2,863,662	1,583,855	1,078,596	123,030	389,532	(7,302)	-	(7,302)
BRITAM GENERAL INSURANCE	3,106,117	-	408,729	2,697,388	2,530,765	98,165	3,585,873	123,077	1,617,369	1,106,072	132,307	540,511	(161,521)	189,894	28,374
CANNON ASSURANCE COMPANY	365,093	3,807	96,416	272,485	663,222	218,079	673,938	217,082	262,766	207,665	(13,052)	84,645	(16,493)	-	(16,493)
CIC GENERAL INSURANCE COMPANY	2,777,620	-	280,384	2,497,236	3,366,626	-	-	4,009,099	1,854,763	1,287,144	206,397	570,989	(209,766)	206,436	(3,331)
CORPORATE INSURANCE COMPANY	75,431	7,717	13,078	70,070	111,255	-	-	108,727	72,597	6,914	7,800	34,652	23,231	3,570	26,801
DIRECTLINE ASSURANCE COMPANY	794,184	-	18,495	775,689	904,419	-	-	823,701	856,407	346,694	93,565	203,964	212,183	-	212,183
FIDELITY SHIELD INSURANCE	740,539	9,210	229,597	520,152	498,708	-	-	702,908	315,951	263,100	31,820	94,572	(73,541)	-	(73,541)
FIRST ASSURANCE COMPANY	952,211	17,262	376,738	592,735	753,348	-	-	848,314	497,769	384,286	24,080	152,807	(63,403)	-	(63,403)
GA INSURANCE COMPANY	2,190,153	16,784	1,003,693	1,203,244	1,006,666	-	-	1,573,693	636,218	438,446	(74,572)	184,830	87,514	131,796	219,310
GEMINIA INSURANCE COMPANY	1,053,453	-	126,098	927,356	866,012	-	-	1,178,882	614,486	369,839	131,793	107,479	5,375	40,587	45,962
HERITAGE INSURANCE COMPANY	1,931,662	3,037	804,805	1,129,895	1,208,120	-	-	1,601,878	736,137	329,628	16,374	308,776	81,358	93,694	175,052
ICEA LION GENERAL INSURANCE	2,214,957	27,543	709,576	1,532,924	1,373,209	-	-	1,853,165	1,052,967	687,172	103,910	235,618	26,268	-	26,268
INTRA-AFRICA ASSURANCE	306,675	-	60,108	246,567	379,991	-	-	410,253	216,305	116,367	11,690	78,874	9,374	4,643	14,017
INVESCO ASSURANCE COMPANY	-	-	-	-	-	-	-	-	-	-	-	-	-	-	-
JUBILEE INSURANCE COMPANY	4,469,913	118,493	1,359,028	3,229,379	4,134,666	-	-	4,812,395	2,551,650	1,786,394	138,820	426,524	199,912	201,509	401,421
KENINDIA ASSURANCE COMPANY	1,324,365	20,319	449,846	894,838	737,705	-	-	1,130,167	502,375	475,475	69,093	193,167	(235,361)	77,534	(157,827)
KENYA ORIENT INSURANCE	553,486	3,377	47,708	509,155	-	1,081,841	-	1,042,669	548,327	310,563	57,579	149,212	30,975	7,264	38,239
MADISON INSURANCE COMPANY	1,064,429	-	21,592	1,042,837	1,215,887	-	-	1,428,219	830,506	455,433	88,919	190,100	96,053	21,270	117,324
MAYFAIR INSURANCE COMPANY	799,683	51,529	354,566	496,646	456,003	-	-	608,719	343,930	134,871	1,269	79,319	128,472	-	128,472
OCCIDENTAL INSURANCE COMPANY	756,964	1,183	238,823	519,324	531,494	-	-	531,494	519,324	275,857	52,063	90,141	101,264	44,744	146,009
PACIS INSURANCE COMPANY	368,003	-	148,562	219,441	349,912	-	-	441,204	128,149	92,920	31,494	80,961	(77,226)	21,573	(55,653)
PHOENIX OF EAST AFRICA	198,608	36,575	140,936	94,247	104,229	-	-	121,942	76,534	53,510	(16,686)	71,720	(32,010)	-	(32,010)
PIONEER INSURANCE COMPANY	64,929	-	9,764	55,165	-	-	-	52,279	2,886	3,544	9,508	21,574	(31,740)	8,216	(29,524)
RESOLUTION INSURANCE COMPANY	1,205,858	-	777,935	427,923	661,858	79,575	779,889	79,575	309,891	233,346	(77,752)	312,047	(157,750)	22,031	(135,719)
SAHAM INSURANCE COMPANY	605,028	8,685	368,559	245,153	320,220	-	-	405,276	160,096	104,021	(6,250)	81,592	(19,267)	24,482	5,214
SANLAM INSURANCE COMPANY	926,196	697	246,821	680,073	380,767	-	-	697,697	363,143	171,815	4,838	184,933	1,558	28,743	30,301
TAKAFUL INSURANCE OF AFRICA	157,007	-	45,799	111,208	334,641	-	-	310,949	134,900	2,177	13,655	151,809	(32,740)	-	(32,740)
TAUSI ASSURANCE COMPANY	457,093	4,695	149,035	312,753	232,469	-	-	374,731	170,491	56,391	16,745	126,585	(29,231)	-	(29,231)
THE KENYAN ALLIANCE INSURANCE	225,674	72,511	29,779	268,407	508,526	-	-	516,332	260,600	153,954	21,696	80,146	4,805	25,872	30,677
THE MONARCH INSURANCE	291,370	2,185	17,711	275,845	406,522	-	-	458,004	224,362	116,520	11,475	93,100	3,267	-	3,267
TRIDENT INSURANCE COMPANY	534,113	10,965	214,778	330,301	409,716	-	-	514,348	225,668	120,425	(21,911)	94,336	32,819	-	32,819
UAP INSURANCE COMPANY	3,247,617	59,269	723,464	2,583,423	3,286,390	-	-	3,892,269	1,977,544	1,399,263	180,065	511,738	(113,523)	-	(113,523)
XPLICO INSURANCE COMPANY	145,957	-	-	145,957	360,685	-	-	244,428	262,213	287,030	23,803	96,402	(145,022)	-	(145,022)
TOTAL	41,068,186	490,875	11,774,000	29,785,070	35,493,268	1,477,660	42,871,577	1,462,403	22,422,011	14,596,760	1,563,132	6,715,861	(483,736)	1,243,233	789,497
REINSURERS															
CONTINENTAL REINSURANCE	-	424,609	49,349	375,260	281,343	-	-	334,567	322,036	119,371	108,613	43,751	50,302	11,223	61,524
EAST AFRICA REINSURANCE	-	924,967	21,920	903,047	643,350	-	-	733,634	812,763	477,735	200,863	74,175	59,990	111,893	171,883
KENYA REINSURANCE CORPORATION	-	2,050,692	142,000	1,908,692	4,298,058	-	-	4,517,309	1,689,440	1,012,030	507,059	304,966	(134,614)	598,618	464,004
TOTAL	-	3,400,268	213,269	3,186,999	5,222,751	-	5,585,510	-	2,824,239	1,609,136	816,535	422,892	(24,322)	721,734	697,411

APPENDIX 20 : SUMMARY OF LONG TERM INSURANCE BUSINESS BALANCE SHEETS AS AT 31.03.2017

Company	APA LIFE ASSURANCE COMPANY	BARCLAYS LIFE	BRITAM LIFE ASSURANCE	CANNON ASSURANCE COMPANY	CAPEX LIFE ASSURANCE COMPANY	CIC LIFE ASSURANCE COMPANY	CONTINENTAL REINSURANCE	CORPORATE INSURANCE COMPANY	EAST AFRICA REINSURANCE	FIRST ASSURANCE COMPANY
Share Capital	450,000	450,000	880,000	150,000	150,000	800,000	300,000	150,000	500,000	150,000
Share Premium	-	-	-	-	-	-	-	-	-	-
Revaluation Reserves	1,225	1,915	-	-	778	-	(1,174)	-	441,350	-
Statutory Reserves	36,823	(483,966)	-	181,883	29,016	1,146,226	21,057	152,677	-	162,818
Retained Earnings	(80,209)	99,500	-	-	-	215,678	-	-	-	-
Other Reserves	-	-	8,732,613	461,946	48,793	(132,110)	118,916	18,000	-	-
Total Equity	407,839	67,449	9,612,613	793,829	228,587	2,029,794	438,799	320,677	941,350	312,818
Underwriting Provisions	122,074	-	729,439	46,922	1,127	297,987	20,368	27,991	257,460	5,245
Actuarial Contract Liabilities	3,516,570	942,452	40,094,138	634,542	92,492	5,966,894	-	490,473	172,918	17,603
LongTerm Liabilities	15,781	400,000	3,742,548	131,120	111,741	446,237	40,568	-	189,150	70,308
Current Liabilities	125,101	289,013	1,278,593	76,381	34,035	444,098	35,607	97,424	243,683	19,047
Total Equity And Liabilities	4,187,365	1,698,913	55,457,331	1,682,793	467,980	9,185,010	535,342	936,565	1,804,561	425,021
Land And Buildings	-	-	146,674	105,000	-	-	-	-	-	-
Investment Property	313,000	-	4,057,512	822,700	438,785	2,132,252	-	353,000	-	77,500
Other Fixed Assets	15,249	42,301	482,661	14,710	4,698	164,745	-	728	-	34
Government Securities	2,848,596	1,478,357	10,712,417	481,192	21,646	3,159,810	293,450	164,350	1,031,511	242,988
Other Securities	15,350	-	7,126,756	-	-	539,132	-	-	-	-
Investment in Related Companies	-	-	3,818,684	-	-	-	-	-	-	-
Corporate Bonds	93,652	-	934,642	15,351	-	332,214	27,850	-	51,390	-
Commercial Papers	52,545	-	-	-	-	10,019	-	-	-	-
Debentures	-	-	-	-	-	-	-	-	-	-
Ordinary Shares Quoted	199,505	-	5,985,995	46,891	2	342,010	16,922	1,145	31,773	4,582
Ordinary Shares Unquoted	13,675	-	72,081	5,291	-	6,600	-	976	-	-
Preference Shares Quoted	-	-	-	-	-	-	-	-	-	-
Preference Shares Unquoted	-	-	-	-	-	-	-	-	-	-
Loans Secured & Unsecured	15,074	-	893,603	22,142	-	278,217	169	57,006	-	-
Mortgages	-	-	1,130,954	87,485	-	188,237	-	-	-	-
Term Deposits	394,546	100,442	1,436,384	25,657	-	595,874	125,318	325,199	266,719	84,297
Cash and Cash Balances	57,090	25,508	695	12,239	119	82,057	424	11,937	107,938	6,108
Outstanding Premiums	112,383	43,362	680,906	8,305	1,457	491,396	58,567	1,630	202,734	9,047
Other Receivables	30,264	8,941	1,435,360	-	-	334,664	1,950	20,593	55,091	-
Other Assets	12,179	-	15,540,322	35,020	1,273	515,089	10,692	-	1,225	466
Intangible Assets	14,255	-	1,001,685	810	-	12,695	-	-	56,180	-
Total Assets	4,187,365	1,698,913	55,457,331	1,682,793	467,980	9,185,010	535,342	936,565	1,804,561	425,021

Amounts in Thousand Shillings

Continued next page

Continued from previous page

APPENDIX 20 ii: SUMMARY OF LONG TERM INSURANCE BUSINESS BALANCE SHEETS AS AT 31.03.2017										
Company	GA LIFE INSURANCE COMPANY	GEMINIA INSURANCE COMPANY	ICEA LION LIFE ASSURANCE COMPANY	JUBILEE INSURANCE COMPANY	KENINDIA ASSURANCE COMPANY	KENYA ORIENT LIFE ASSURANCE	KENYA REINSURANCE CORPORATION	LIBERTY LIFE ASSURANCE	MADISON INSURANCE COMPANY	METROPOLITAN LIFE ASSURANCE
Share Capital	200,000	150,000	450,000	500,000	161,388	173,000	-	612,340	150,000	416,726
Share Premium	-	-	-	-	-	-	-	-	-	689,937
Revaluation Reserves	-	-	-	-	-	-	-	322,315	-	-
Statutory Reserves	123,105	-	7,307,671	2,448,613	318,516	-	3,417,864	1,711,180	1,309,799	-
Retained Earnings	9,021	-	2,006,676	850,566	84,440	33,222	-	(303,676)	62,000	(978,723)
Other Reserves	-	-	200,000	-	2,707,826	-	-	-	-	-
Total Equity	332,126	150,000	9,964,346	3,799,179	3,272,170	206,222	3,417,864	2,342,159	1,521,799	127,940
Underwriting Provisions	-	29,562	105,802	1,084,044	43,368	24,900	-	452,056	80,290	196,411
Actuarial Contract Liabilities	4,283,035	-	48,081,810	48,185,436	23,769,278	332,251	2,280,081	19,246,673	7,126,408	662,624
LongTerm Liabilities	7,191	-	1,704,142	63,508	1,995	-	-	871,498	518,778	-
Current Liabilities	35,034	741,472	716,984	1,595,226	379,829	17,035	1,585,730	535,223	133,332	95,450
Total Equity And Liabilities	4,657,385	921,034	60,573,085	54,727,393	27,466,640	580,408	7,283,675	23,447,609	9,380,607	1,082,425
Land And Buildings	-	-	-	-	1,151,704	-	-	481,604	-	-
Investment Property	1,055,391	-	9,922,478	4,182,917	1,731,029	-	1,465,000	1,049,000	4,538,000	-
Other Fixed Assets	635	-	137,416	24,856	18,715	16,725	-	119,538	58,762	4,107
Government Securities	3,112,022	506,800	40,182,244	35,158,640	23,710,186	162,073	2,258,399	13,516,875	1,917,860	552,188
Other Securities	-	-	-	-	-	-	-	-	103,933	-
Investment in Related Companies	-	-	676,490	1,858,219	-	-	-	-	-	-
Corporate Bonds	180,397	2,250	1,357,740	1,417,336	51,855	13,856	-	2,122,397	155,330	104,619
Commercial Papers	-	-	-	-	101,726	42,400	-	-	-	-
Debentures	-	-	-	-	-	-	-	-	-	-
Ordinary Shares Quoted	80,004	-	5,074,625	4,125,814	141,198	-	235,685	2,195,485	145,160	56,207
Ordinary Shares Unquoted	-	-	-	2,188,371	675	88,824	-	15,764	1,918,537	-
Preference Shares Quoted	-	-	1,279	-	-	-	-	-	-	-
Preference Shares Unquoted	-	-	-	-	-	-	-	-	-	-
Loans Secured & Unsecured	357	-	504,484	714,149	88,908	9,804	-	1,161,774	106,727	330
Mortgages	-	-	396,778	-	4,813	-	-	392,729	39,686	-
Term Deposits	193,208	374,860	1,942,778	3,776,329	404,416	108,938	3,017,699	1,416,559	152,251	102,822
Cash and Cash Balances	20,821	17,556	348	272,950	(31,152)	38,780	28,788	354,723	11,870	25,495
Outstanding Premiums	-	-	-	587,816	-	58,842	278,104	220,161	44,196	177,413
Other Receivables	-	-	136,599	395,922	72,007	-	-	118,691	171,875	27,669
Other Assets	2,758	19,568	216,833	-	-	39,383	-	160,033	-	19,955
Intangible Assets	11,790	-	22,993	24,073	20,560	783	-	122,275	16,420	11,620
Total Assets	4,657,385	921,034	60,573,085	54,727,393	27,466,640	580,408	7,283,675	23,447,609	9,380,607	1,082,425

Amounts in Thousand Shillings

Continued next page

Continued from previous page

APPENDIX 20 iii: SUMMARY OF LONG TERM INSURANCE BUSINESS BALANCE SHEETS AS AT 31.03.2017										
Company	OLD MUTUAL ASSURANCE COMPANY	PIONEER ASSURANCE COMPANY	PRUDENTIAL LIFE ASSURANCE	SAHAM INSURANCE COMPANY	SANLAM LIFE ASSURANCE	TAKAFUL INSURANCE OF AFRICA	THE KENYAN ALLIANCE INSURANCE	THE MONARCH INSURANCE COMPANY	UAP LIFE ASSURANCE COMPANY	TOTAL
Share Capital	2,174,871	150,000	400,000	150,000	200,000	150,000	400,000	154,976	1,585,456	12,158,756
Share Premium	1,884,957	-	718,444	-	30,260	-	-	-	-	3,323,598
Revaluation Reserves	-	-	-	(358)	-	-	-	-	27,534	793,584
Statutory Reserves	-	524,118	(874,048)	-	2,801,419	46,818	6,000	9,681	-	20,397,269
Retained Earnings	(2,262,777)	285,194	-	-	(958,923)	-	12,468	-	(333,826)	(1,259,369)
Other Reserves	-	-	-	(13,396)	-	-	-	151,510	-	12,294,098
Total Equity	1,797,050	959,312	244,396	136,246	2,072,757	196,818	418,468	316,167	1,279,164	47,707,936
Underwriting Provisions	380,646	519,342	84,891	-	416,271	1,488	48,718	69,525	748,862	5,794,787
Actuarial Contract Liabilities	10,553,662	2,294,725	480,660	1,103,885	20,253,325	20,505	2,087,982	141,100	7,448,678	250,280,200
LongTerm Liabilities	-	235,694	-	-	840,472	-	5,343	-	-	9,396,075
Current Liabilities	835,844	128,599	56,907	100,799	1,156,655	18,244	82,623	67,916	378,351	11,304,234
Total Equity And Liabilities	13,567,203	4,137,672	866,853	1,340,930	24,739,479	237,055	2,643,135	594,707	9,855,054	324,483,231
Land And Buildings	-	-	-	-	-	-	355,000	-	-	2,239,982
Investment Property	2,080,000	1,152,347	-	80,000	2,406,313	-	-	312,982	920,000	39,090,207
Other Fixed Assets	89,436	43,785	43,282	3,519	129,313	-	2,009	22,561	32,100	1,471,883
Government Securities	3,860,820	422,717	390,926	754,308	11,014,238	54,528	324,843	43,333	5,104,198	163,481,517
Other Securities	20,145	-	-	-	2,711,189	-	-	-	-	10,516,505
Investment in Related Companies	-	-	-	-	-	-	-	30,000	-	6,383,393
Corporate Bonds	735,596	1,000	-	92,254	2,444,258	26,651	52,464	-	963,071	11,176,173
Commercial Papers	-	-	-	-	-	-	-	-	54,074	260,764
Debentures	-	-	-	-	-	-	-	-	-	-
Ordinary Shares Quoted	3,020,851	24,712	-	8,054	2,952,109	-	-	-	1,234,408	25,923,138
Ordinary Shares Unquoted	445,374	-	-	-	-	-	-	-	13,876	4,770,043
Preference Shares Quoted	-	-	-	-	-	-	-	-	-	1,279
Preference Shares Unquoted	-	-	-	-	-	-	-	-	-	-
Loans Secured & Unsecured	220,576	130,471	12,326	7,804	784,613	-	9,817	-	13,874	5,032,227
Mortgages	28,478	-	-	-	324,529	-	-	-	59,316	2,653,005
Term Deposits	2,265,936	414,512	283,451	292,255	695,098	92,999	1,036,994	-	578,245	20,503,785
Cash and Cash Balances	274,673	267,820	34,520	711	374,613	24,713	29,895	254	149,276	2,200,769
Outstanding Premiums	81,341	1,416,637	15,479	40,347	525,043	34,188	49,350	90,590	448,173	5,677,468
Other Receivables	253,558	163,236	8,106	-	-	-	-	-	52,949	3,287,478
Other Assets	186,050	87,080	41,838	61,680	173,456	3,977	782,762	92,390	231,496	18,235,523
Intangible Assets	4,370	13,353	36,923	-	204,708	-	-	2,598	-	1,578,092
Total Assets	13,567,203	4,137,672	866,853	1,340,930	24,739,479	237,055	2,643,135	594,707	9,855,054	324,483,231

Amounts in Thousand Shillings

APPENDIX 21 I: SUMMARY OF GENERAL INSURANCE BUSINESS BALANCE SHEETS AS AT 31.03.2017										
Company	AAR INSURANCE KENYA	AFRICAN MERCHANT ASSURANCE COMPANY	AIG INSURANCE COMPANY	ALLIANZ INSURANCE COMPANY	APA INSURANCE COMPANY	BRITAM GENERAL INSURANCE COMPANY	CANNON ASSURANCE COMPANY	CIC GENERAL INSURANCE COMPANY	CONTINENTAL REINSURANCE	CORPORATE INSURANCE COMPANY
Share Capital	400,000	987,386	450,000	1,000,000	1,250,000	2,668,000	681,200	1,700,000	757,900	400,000
Share Premium	600,523	-	-	-	-	-	-	-	-	-
Revaluation Reserves	-	-	(9,300)	-	-	-	-	-	(3,291)	-
Statutory Reserves	-	-	-	-	-	-	-	-	-	-
Retained Earnings	(18,648)	522,381	1,364,424	(92,715)	3,754,439	275,331	32,850	2,376,250	351,775	553,535
Other Reserves	-	15,156	250,000	-	288,909	-	-	(115,504)	-	-
Total Equity	981,875	1,524,923	2,055,124	907,285	5,293,348	2,943,331	714,050	3,960,746	1,106,384	953,535
Underwriting Provisions	4,232,279	2,232,676	1,486,934	97,059	8,516,110	6,888,602	1,585,171	7,516,258	557,188	285,100
Actuarial Contract Liabilities	-	-	-	-	-	-	-	-	-	-
Long Term Liabilities	-	-	-	-	-	-	-	-	-	-
Current Liabilities	212,384	186,359	1,128,204	84,922	804,878	727,688	385,458	464,890	129,411	98,546
Total Equity And Liabilities	5,426,537	3,943,957	4,670,262	1,089,266	14,614,336	10,559,622	2,684,679	11,941,895	1,792,984	1,337,181
Land And Buildings	-	729,066	-	-	-	40,328	105,000	229,870	-	-
Investment Property	-	525,000	510,000	-	1,225,000	-	270,000	1,560,000	-	800,000
Other Fixed Assets	98,452	133,324	52,569	36,781	98,505	145,686	38,501	251,138	14,954	3,323
Government Securities	1,275,218	490,086	2,798,169	49,827	7,010,155	4,689,673	533,507	2,444,275	457,177	169,550
Other Securities	-	-	-	-	-	-	-	525,414	4,963	-
Investment in Related Companies	-	-	-	-	597,913	-	30,000	-	-	-
Corporate Bonds	107,595	16,362	-	-	11,839	515,031	30,112	247,632	64,967	-
Commercial Papers	-	-	-	-	280,439	-	-	10,136	-	-
Debentures	-	-	-	-	-	-	-	-	-	-
Ordinary Shares Quoted	-	20,370	-	-	1,246,095	412,682	232,089	343,995	33,928	1,266
Ordinary Shares Unquoted	-	-	-	-	22,362	10,883	299,720	19,613	-	982
Preference Shares Quoted	-	-	-	-	-	-	-	-	-	-
Preference Shares Unquoted	-	-	-	-	-	-	-	-	-	-
Loans Secured & Unsecured	-	17,507	13,970	-	59,284	-	9,946	183,323	5,951	-
Mortgages	-	-	-	-	49,558	-	33,627	110,760	24,182	-
Term Deposits	2,231,051	513,385	207,169	-	910,017	712,899	453,038	1,176,427	407,074	18,116
Cash and Cash Balances	22,472	231,473	73,315	867,074	91,592	978,791	3,330	955,343	16,560	4,120
Outstanding Premiums	1,313,750	1,053,214	686,789	34,263	2,480,671	1,210,169	338,037	2,805,832	698,746	271,609
Other Receivables	57,156	32,175	55,662	-	72,644	229,694	183,851	240,752	-	10,313
Other Assets	-	169,080	72,981	69,078	215,639	763,408	36,087	778,946	64,483	43,164
Intangible Assets	320,842	12,914	199,639	32,241	242,623	850,379	94,492	58,441	-	14,739
Total Assets	5,426,537	3,943,957	4,670,262	1,089,266	14,614,336	10,559,622	2,684,679	11,941,895	1,792,984	1,337,181

Amounts in thousand Shillings

Continued next page

Continued from previous page

APPENDIX 21 ii: SUMMARY OF GENERAL INSURANCE BUSINESS BALANCE SHEETS AS AT 31.03.2017										
Company	DIRECTLINE ASSURANCE COMPANY	EAST AFRICA REINSURANCE COMPANY	FIDELITY SHIELD INSURANCE COMPANY	FIRST ASSURANCE COMPANY	GA GENERAL INSURANCE COMPANY	GEMINIA INSURANCE COMPANY LIMITED	HERITAGE INSURANCE COMPANY	ICEA LION GENERAL INSURANCE COMPANY	INTRA-AFRICA ASSURANCE COMPANY	INVESCO ASSURANCE COMPANY
Share Capital	300,000	1,000,000	600,000	660,000	700,000	550,000	500,000	1,000,000	400,000	-
Share Premium	-	-	-	512,139	-	-	-	-	-	-
Revaluation Reserves	(102,280)	201,758	105,672	244,357	829,766	578,992	-	177,615	328,452	-
Statutory Reserves	-	-	-	-	-	-	-	-	-	-
Retained Earnings	891,879	1,363,219	402,372	795,686	1,215,937	487,103	2,144,273	2,262,433	99,855	-
Other Reserves	-	68,007	-	-	251,869	97,951	-	150,000	7,500	-
Total Equity	1,089,599	2,632,984	1,108,044	2,212,181	2,997,572	1,714,046	2,644,273	3,590,048	835,807	-
Underwriting Provisions	4,302,136	2,160,056	1,785,502	2,343,550	4,855,087	2,663,258	3,224,785	5,078,767	908,388	-
Actuarial Contract Liabilities	-	-	-	-	-	-	-	-	-	-
LongTerm Liabilities	-	79,599	-	-	-	1,904	-	471,116	-	-
Current Liabilities	59,374	1,130,924	161,296	801,673	1,858,348	202,604	564,486	1,167,920	80,403	-
Total Equity And Liabilities	5,451,109	6,003,563	3,054,843	5,357,404	9,711,007	4,581,813	6,433,544	10,307,851	1,824,598	-
Land And Buildings	-	381,979	274,034	338,904	1,149,750	19,206	-	-	133,120	-
Investment Property	2,100,570	780,000	1,121,766	1,385,000	1,396,070	973,000	13,750	2,640,000	294,260	-
Other Fixed Assets	-	6,799	30,961	22,768	30,959	36,111	101,234	136,867	21,373	-
Government Securities	997,657	1,982,664	238,669	1,302,156	2,531,559	857,200	1,935,035	4,401,447	227,146	-
Other Securities	-	-	-	-	-	-	-	42,456	-	-
Investment in Related Companies	14,500	-	-	52,929	356,109	-	121,369	50,147	-	-
Corporate Bonds	-	351,950	-	56,827	302,335	24,300	192,181	271,589	-	-
Commercial Papers	-	-	-	-	10,136	-	-	-	-	-
Debentures	-	-	-	-	-	-	-	-	-	-
Ordinary Shares Quoted	112,528	81,619	24,731	29,920	394,451	132,563	95,771	743,604	56,923	-
Ordinary Shares Unquoted	-	-	-	-	235,990	6,849	-	15,492	-	-
Preference Shares Quoted	-	-	-	-	-	-	-	-	-	-
Preference Shares Unquoted	-	-	-	-	-	-	-	-	-	-
Loans Secured & Unsecured	15,396	8,249	4,329	22,225	203,946	160,333	49,861	-	13,323	-
Mortgages	-	42,898	25,681	-	-	-	258,008	-	12,733	-
Term Deposits	487,533	858,450	160,113	878,233	857,277	811,625	1,374,276	373,074	267,611	-
Cash and Cash Balances	1,226,824	348,692	195,147	42,236	48,673	129,965	550,538	2,084	2,297	-
Outstanding Premiums	-	725,189	780,325	782,783	1,593,708	795,438	1,273,875	1,000,555	630,299	-
Other Receivables	-	154,108	-	16,571	72,447	20,411	47,897	97,053	116,591	-
Other Assets	413,730	55,308	116,635	359,593	79,150	613,634	364,288	185,225	-	-
Intangible Assets	82,370	225,658	82,452	67,259	448,449	1,179	55,462	348,259	48,921	-
Total Assets	5,451,109	6,003,563	3,054,843	5,357,404	9,711,007	4,581,813	6,433,544	10,307,851	1,824,598	-

Amounts in thousand Shillings

Continued next page

Continued from previous page

APPENDIX 21 iii: SUMMARY OF GENERAL INSURANCE BUSINESS BALANCE SHEETS AS AT 31.03.2017											
Company	JUBILEE INSURANCE COMPANY	KENINDIA ASSURANCE COMPANY	KENYA ORIENT INSURANCE COMPANY	KENYA REINSURANCE CORPORATION	MADISON INSURANCE COMPANY	MAYFAIR INSURANCE COMPANY	OCCIDENTAL INSURANCE COMPANY	PACIS INSURANCE COMPANY	PHOENIX OF EAST AFRICA ASSURANCE	PIONEER GENERAL INSURANCE	RESOLUTION INSURANCE COMPANY
Share Capital	2,000,000	400,000	810,721	1,749,873	300,000	600,000	693,000	303,000	300,000	600,000	410,000
Share Premium	-	1,198	-	-	-	-	-	17,712	-	-	990,000
Revaluation Reserves	(10,411)	(11,542)	191,942	3,795	-	326,196	(9,185)	-	77,602	-	(8,010)
Statutory Reserves	-	-	-	-	-	-	-	-	-	-	-
Retained Earnings	3,821,289	1,683,669	(151,381)	18,670,764	879,260	1,004,801	432,896	333,808	695,065	(23,524)	(1,039,795)
Other Reserves	-	329,573	50,000	612,358	-	-	30,000	-	-	-	-
Total Equity	5,810,878	2,402,898	901,281	21,036,790	1,179,260	1,930,997	1,146,711	654,520	1,072,667	576,476	352,195
Underwriting Provisions	7,540,725	2,992,399	1,699,507	9,911,206	2,139,920	1,893,035	1,621,244	1,052,935	799,418	54,846	986,181
Actuarial Contract Liabilities	-	-	-	-	-	-	-	-	-	-	-
LongTerm Liabilities	-	101,039	62,821	-	-	-	-	200,000	-	-	-
Current Liabilities	782,154	1,170,270	386,657	490,506	140,199	377,202	133,762	177,239	60,887	87,808	4,121,275
Total Equity And Liabilities	14,133,756	6,666,606	3,050,267	31,438,502	3,459,379	4,201,234	2,901,717	2,084,693	1,932,972	719,130	5,459,650
Land And Buildings	-	679,732	76,451	28,098	-	214,276	-	111,825	-	-	-
Investment Property	-	1,094,468	429,152	7,441,721	805,601	434,974	491,000	732,025	-	-	-
Other Fixed Assets	33,591	75,625	46,861	69,473	48,139	81,267	46,928	54,497	40,690	1,365	187,168
Government Securities	2,836,744	2,263,817	174,896	9,809,444	579,137	428,070	1,065,318	206,955	487,107	30,000	377,611
Other Securities	-	-	-	-	1,573	-	-	-	-	-	-
Investment in Related Companies	1,746,274	81,905	170,000	4,095,607	-	397,534	-	-	143,807	-	-
Corporate Bonds	22,125	51,855	5,027	483,055	16,900	106,789	10,951	-	-	-	-
Commercial Papers	-	41,241	-	-	-	-	-	-	-	-	-
Debentures	-	-	-	-	-	-	-	-	-	-	-
Ordinary Shares Quoted	1,308,977	46,148	5,922	1,815,453	9,772	162,560	95,961	1,182	153,384	-	-
Ordinary Shares Unquoted	583,636	211,542	859,050	202,231	367,793	539,590	100,825	1,020	-	-	-
Preference Shares Quoted	445	-	-	89	-	-	-	-	-	-	-
Preference Shares Unquoted	-	-	-	-	-	-	-	-	-	-	-
Loans Secured & Unsecured	15,941	380	-	-	-	13,141	-	-	3,628	-	-
Mortgages	95,357	-	-	703,599	-	-	-	-	-	-	-
Term Deposits	2,005,073	451,936	64,342	1,029,284	254,003	1,037,223	181,230	88,101	51,021	600,000	598,356
Cash and Cash Balances	168,606	63,665	36,089	311,603	42,361	72,136	66,120	16,579	1,181	9,369	113,627
Outstanding Premiums	3,573,970	989,952	791,709	2,989,965	1,050,319	550,745	658,002	707,397	698,098	52,224	2,970,216
Other Receivables	1,047,092	-	41,089	403,999	99,467	-	71,815	93,799	68,142	14,521	601,760
Other Assets	323,134	566,644	198,115	337,710	32,729	145,301	11,719	16,640	222,828	-	334,187
Intangible Assets	372,792	47,696	151,562	1,717,171	151,586	17,629	101,848	54,673	63,086	11,651	276,725
Total Assets	14,133,756	6,666,606	3,050,267	31,438,502	3,459,379	4,201,234	2,901,717	2,084,693	1,932,972	719,130	5,459,650

Amounts in thousand Shillings

Continued next page

Continued from previous page

APPENDIX 21 iv: SUMMARY OF GENERAL INSURANCE BUSINESS BALANCE SHEETS AS AT 31.03.2017										
Company	SAHAM INSURANCE COMPANY	SANLAM INSURANCE COMPANY	TAKAFUL INSURANCE OF AFRICA	TAUSI ASSURANCE COMPANY	THE KENYAN ALLIANCE INSURANCE COMPANY	THE MONARCH INSURANCE COMPANY	TRIDENT INSURANCE COMPANY	UAP INSURANCE COMPANY	XPLICO INSURANCE COMPANY	TOTAL
Share Capital	300,000	600,284	470,203	600,000	300,000	316,476	500,000	1,000,000	887,500	29,145,543
Share Premium	-	102,760	50,000	-	-	-	-	-	-	2,274,332
Revaluation Reserves	(4,945)	77,611	-	149,944	85,660	-	200,948	-	19,670	3,441,016
Statutory Reserves	-	-	-	-	-	-	-	-	-	-
Retained Earnings	153,430	(243,987)	(53,618)	390,379	952,147	56,261	1,506,913	4,864,505	25,493	52,740,754
Other Reserves	30,000	-	-	(23,368)	(3,681)	23,000	25,000	1,238,180	-	3,324,950
Total Equity	478,485	536,667	466,585	1,116,955	1,334,125	395,737	2,232,862	7,102,685	932,663	90,926,592
Underwriting Provisions	657,735	1,803,720	589,988	883,398	1,299,518	849,986	1,708,039	7,572,067	787,169	107,561,942
Actuarial Contract Liabilities	-	-	-	-	-	-	-	-	-	-
LongTerm Liabilities	-	-	40,000	50,682	55,008	-	56,715	-	-	1,118,884
Current Liabilities	312,947	432,039	327,112	187,179	660,166	59,135	611,619	2,178,769	340,902	23,287,595
Total Equity And Liabilities	1,449,167	2,772,426	1,423,685	2,238,214	3,348,818	1,304,858	4,609,235	16,853,522	2,060,734	222,895,016
Land And Buildings	-	-	-	268,789	103,111	-	240,660	-	586,500	5,710,699
Investment Property	-	516,700	21,100	-	1,256,188	376,518	1,716,399	3,636,700	-	34,546,962
Other Fixed Assets	10,215	23,263	43,402	18,419	47,647	7,952	17,722	61,637	120,942	2,297,108
Government Securities	553,429	624,800	32,547	1,019,645	374,564	178,175	249,061	3,430,678	80,000	59,193,168
Other Securities	-	-	-	-	-	-	16,955	-	103,000	694,361
Investment in Related Companies	-	-	10,000	-	-	-	615,600	-	25,251	8,508,945
Corporate Bonds	92,842	15,000	51,650	-	26,721	-	23,750	804,145	-	3,903,530
Commercial Papers	-	-	-	22,340	-	-	-	-	-	364,292
Debentures	-	-	-	-	-	-	-	-	-	-
Ordinary Shares Quoted	30,543	543	-	187,592	19,115	-	5,113	1,364,523	-	9,169,323
Ordinary Shares UnQuoted	-	104,103	-	5,796	-	59	7,985	65,550	-	3,661,071
Preference Shares Quoted	-	-	-	-	-	-	-	-	-	534
Preference Shares Unquoted	-	-	-	-	-	-	-	-	-	-
Loans Secured & Unsecured	9,650	9,330	-	6,522	10,070	-	1,008,051	898,485	3,783	2,746,624
Mortgages	-	-	-	122,116	-	-	-	211,484	-	1,690,003
Term Deposits	327,195	56,310	498,729	205,955	648,028	66,334	61,427	1,125,978	214,108	22,262,001
Cash and Cash Balances	28,859	64,614	146,902	46,875	44,450	19,577	21,612	644,482	8,501	7,711,074
Outstanding Premiums	298,837	601,213	275,964	229,542	566,616	550,972	557,162	2,424,717	609,904	39,622,776
Other Receivables	270	11,660	-	-	107,342	3,250	30,575	1,270,645	161,457	5,434,208
Other Assets	63,363	724,745	292,580	12,865	81,976	54,865	31,819	511,761	141,416	8,504,826
Intangible Assets	33,964	20,145	50,812	91,757	62,989	47,154	5,345	402,737	5,873	6,873,514
Total Assets	1,449,167	2,772,426	1,423,685	2,238,214	3,348,818	1,304,858	4,609,235	16,853,522	2,060,734	222,895,016

Amounts in thousand Shillings