



Insurance Industry Report for the Period

January – September 2016

Third Quarter Release

November 2016

INTRODUCTION

About Insurance Regulatory Authority

The Insurance Regulatory Authority (IRA) is a State Corporation whose mandate is to regulate, supervise and promote the development of the insurance industry in Kenya. The key players regulated by IRA are Insurance Companies, Re-Insurance Companies, Insurance Brokers, Insurance Agents, Motor Assessors, Insurance Investigators, Insurance Surveyors, Loss Adjustors, Claim Settling Agents and Risk Managers.

The Authority has been working with various stakeholders locally, regionally and internationally to put in place policies that will enhance the regulatory environment for the insurance sector growth and enhance insurance access in the country.

About this Release

This is the 2016 third quarter industry release which provides market information and statistical overview of the insurance industry in Kenya for the period January to September 2016.

Acknowledgement

The insurance information contained in this report has been extracted from the quarterly unaudited returns submitted to the Authority in line with Section 54 of the Insurance Act. No adjustments have been made to the returns' data except where necessary in consultation with the insurer(s) or reinsurer(s).

All the amounts are given in thousand Kenya shillings ('000' KES) except where otherwise stated.

Industry Highlights

The Authority, in partnership with other stakeholders, has continued to undertake various initiatives aimed at developing the insurance industry in Kenya.

During the third quarter of 2016, the following activities were undertaken by IRA in line with its mandate to promote the development of the insurance sector in Kenya.

Executive Certificate of Proficiency in Insurance

ECOP program is one of the ways the Authority enhances the capacity and access to insurance within the country by training and licensing potential insurance agents at the counties. During the quarter under review the following ECOP trainings were conducted in the following counties:

County	No. of Participants	Period
Elgeyo Marakwet	120	29th August - 10th September, 2016
Bomet	120	5th - 17th September, 2016

Stakeholders' Trainings and Workshops

The Authority conducted the following trainings and workshops for the various stakeholders during the third quarter of the year 2016:

County	Event	Period
Elgeyo Marakwet	Mobile Clinic and Road Show	9th - 10th September, 2016
Bomet	Mobile Clinic and Road Show	16th - 17th September, 2016
Nairobi	Workshop - Unclaimed Financial Assets Authority	18th August, 2016
Nairobi	Legal Awareness Week - Milimani Law Courts	26th - 30th September, 2016

Developed/Repackaged Insurance Products

During the third quarter of the year 2016 the following new/repackaged insurance products were filed with the Authority by various insurance companies:

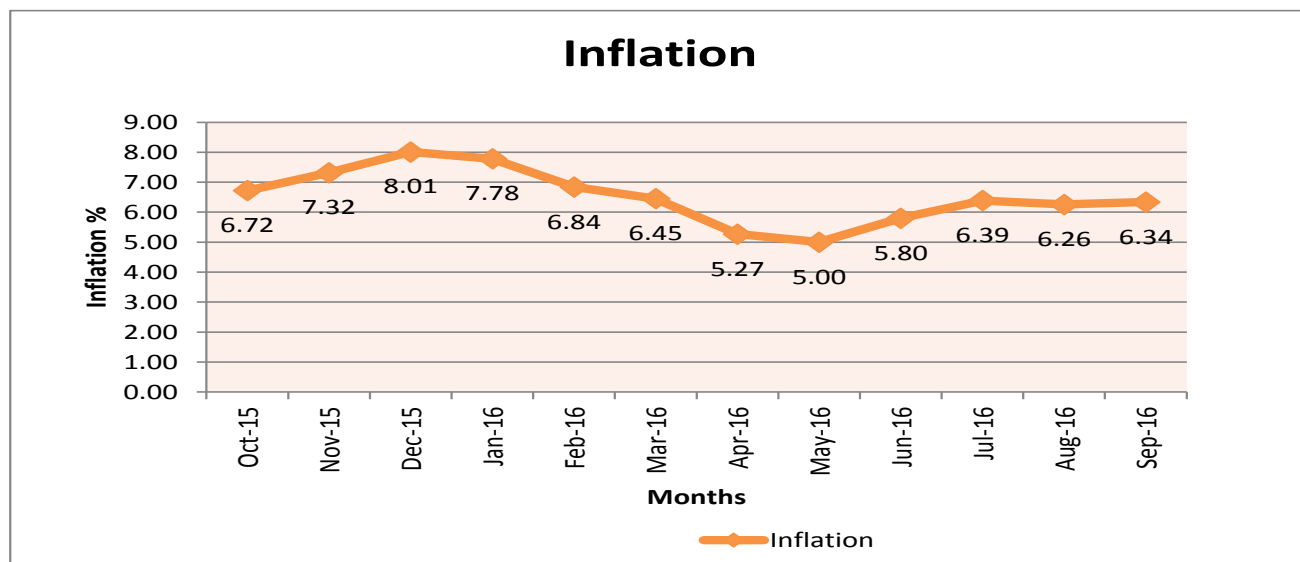
New / Repackaged product	Class of Business	Company
Afyamed	Medical	Britam General
APA Bima Plus	Motor Private	APA Insurance
Motor Commercial Club	Motor Commercial	Takaful Insurance
Britam Unit Linked Plan	Unit Linked	Britam Life
Ekeza Plan	Life Assurance	Pioneer Assurance
KAI Endowment Assurance	Life Assurance	Kenyan Alliance Insurane

ECONOMY AND MARKET ANALYSIS

Some key economic indicators' trends are analyzed as follows:

Inflation:

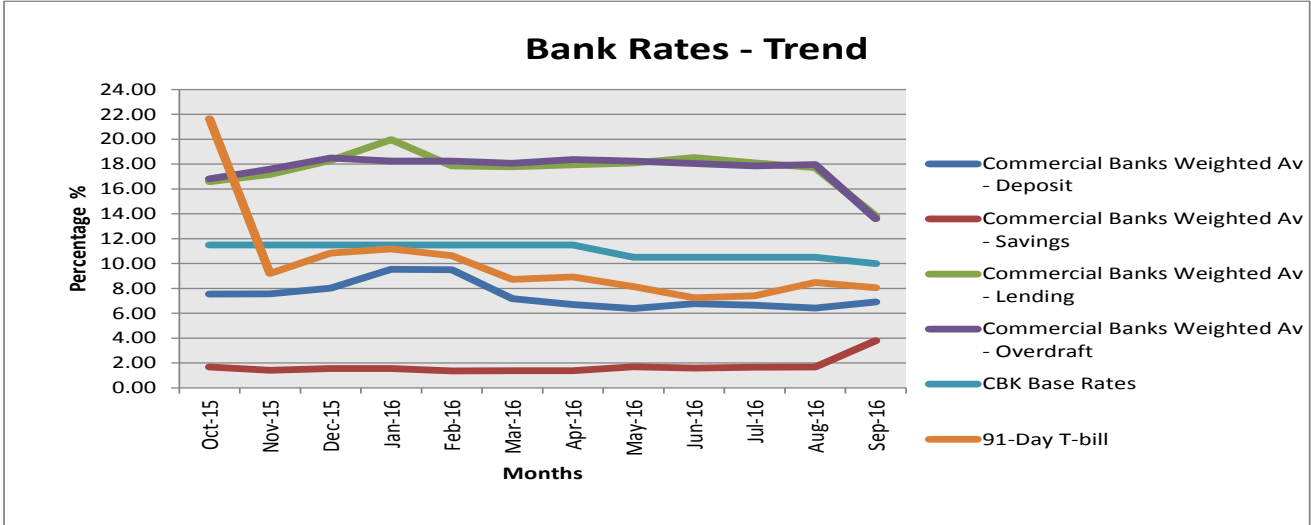
In computation of inflation, the *Consumer price index (CPI)* is used. This index measures changes in the price level of consumer goods and services purchased by households in a given period relative to a base period. The changes in CPI determine the rate of inflation in an economy.



Source: KNBS

The gradual fall of inflation rates witnessed in the first half of 2016 has been succeeded by a steady increase in the rates. The third quarter opened at 6.39% up from 5.80% in June 2016 and remained relatively stable closing at 6.34%.

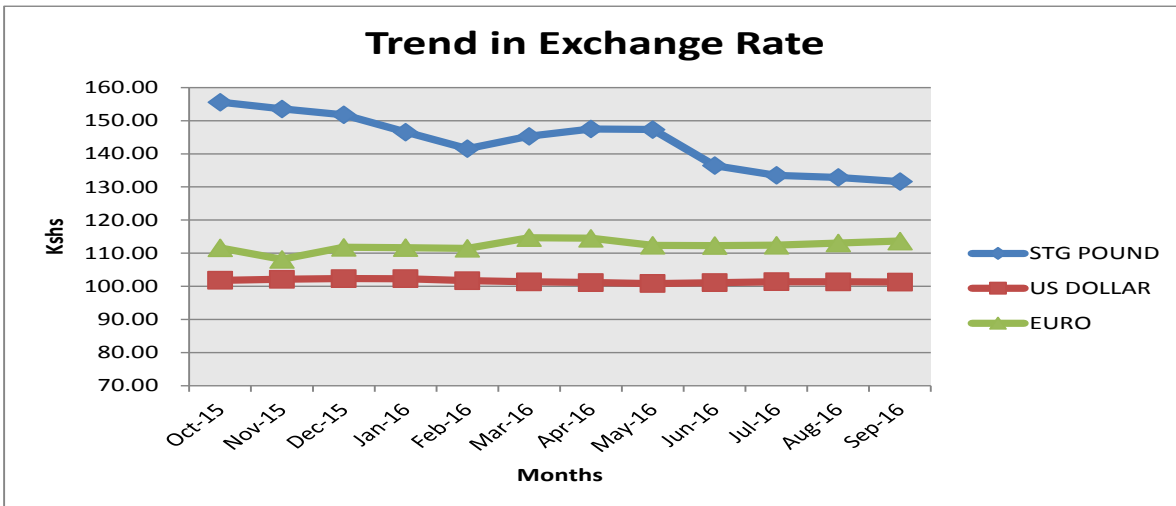
Bank Rates



Source: CBK

The commercial bank lending rate closed the quarter at an all-time low of 13.8% following the implementation of the interest cap law that limits banks to charging a maximum of 4 percentage points above the central bank base rate which was 10.0% in September 2016. Additionally, the savings rate also closed at an all-time high of 3.8%. The money market yield seems to be recovering closing at 8.1% compared to last quarter's figure of 7.3%.

Exchange Rates:

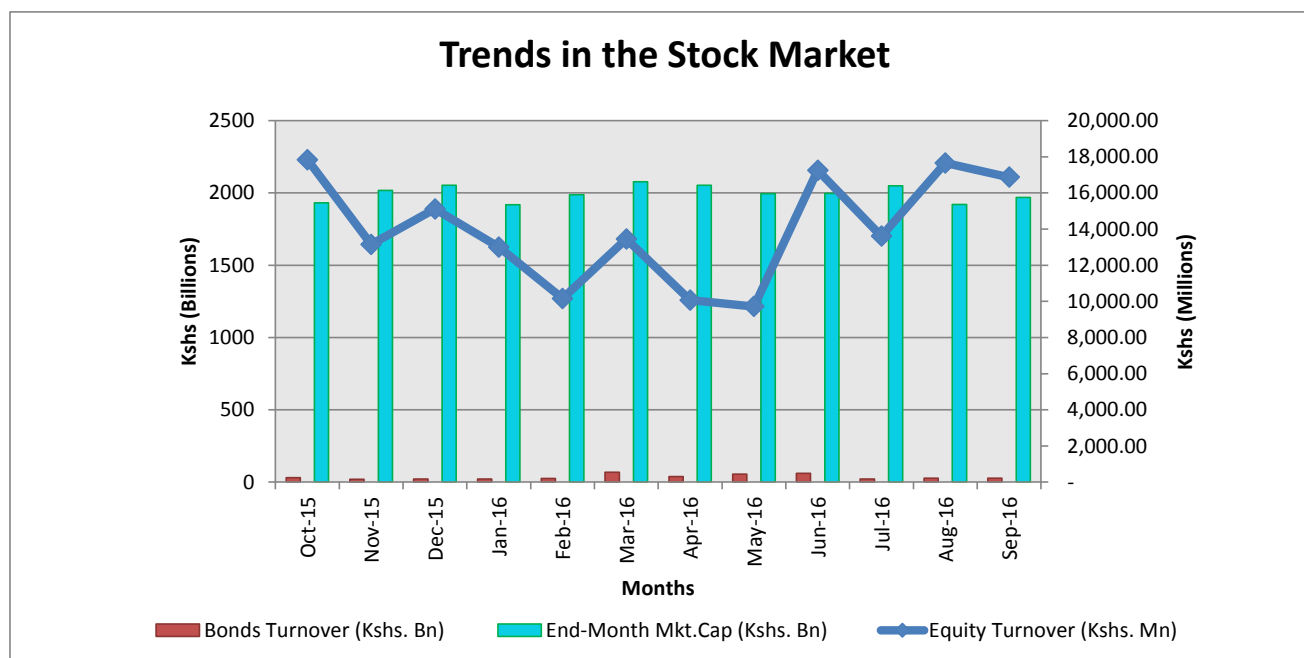


Source: CBK

The Kenya shilling remained relatively stable against the Dollar and appreciated slightly against the Euro during the third quarter of 2016. The shilling has continued to strengthen against the pound post BREXIT. The end of quarter exchange rates was KES 131.64, KES 101.26 and KES 113.65 against the pound, dollar and euro respectively.

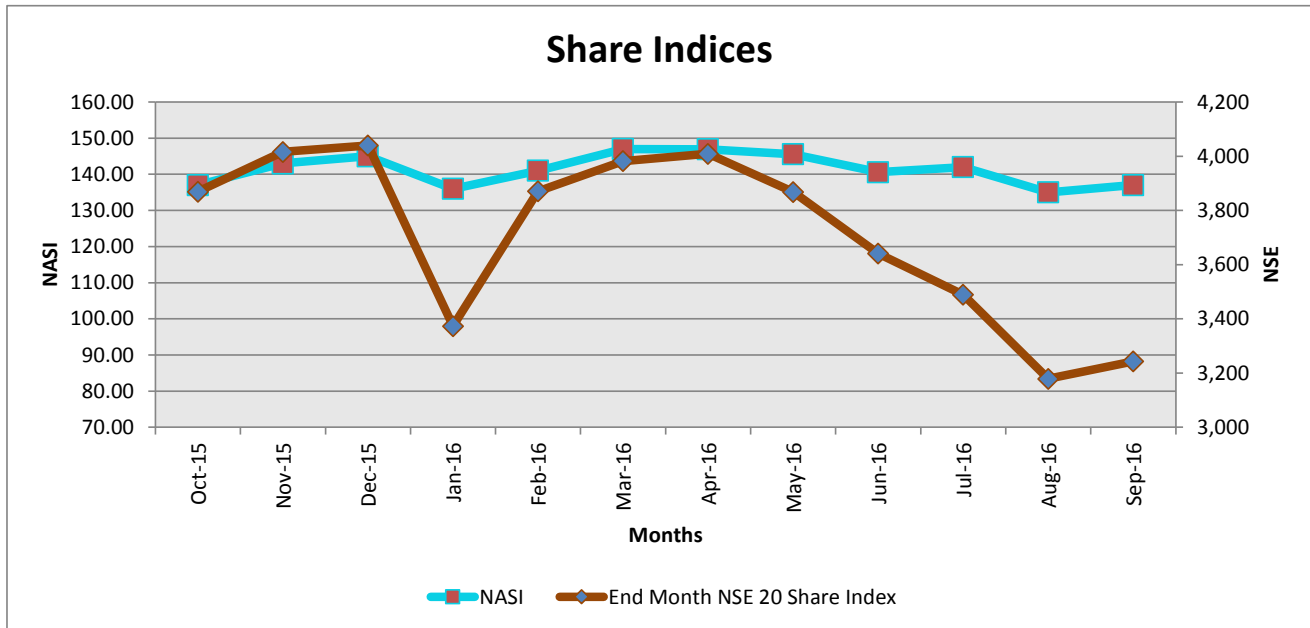
Capital Markets:

Market activity in the secondary market remained relatively stable during the second half of the year. Quarter three of the year saw equity turnover fall to KES 16.87 billion as market capitalization closed at KES 1.97 trillion.



Source: CMA

Performance of the Kenyan capital markets (in terms of returns) has continued to dwindle over the third quarter of 2016 with both the NSE and the NASI closing at 3,243.0 and 137.0 respectively in September 2016 which is well below the quarter two closing figures of 3,641.0 and 140.6 respectively.



Source: CMA

Real Estate Market:

The Kenya Bankers Association Housing Price Index (KBA-HPI) showed the highest increase during the third quarter of the year 2016 compared to the previous five quarters. The KBA-HPI increased by 2.2% compared to the 1.7% rise during the second quarter of 2016. This was a significant change in comparison to the previous five quarters where the increase has been consistently below 2%.

According to KBA report (Issue 8, 2016), the supply of housing has been increasing in response to various demand characteristics in the market as reflected in the following factors:

- i) House supply is mostly influenced by the middle class population in the market and supply is constrained towards the lower class population where developers opt to let rather than sell.
- ii) Banking sector support towards home acquisition (mortgages) which has been enabled by stable macroeconomic environment.

ANALYSIS OF KEY INSURANCE INDICATORS

The industry data is summarized in the following table:

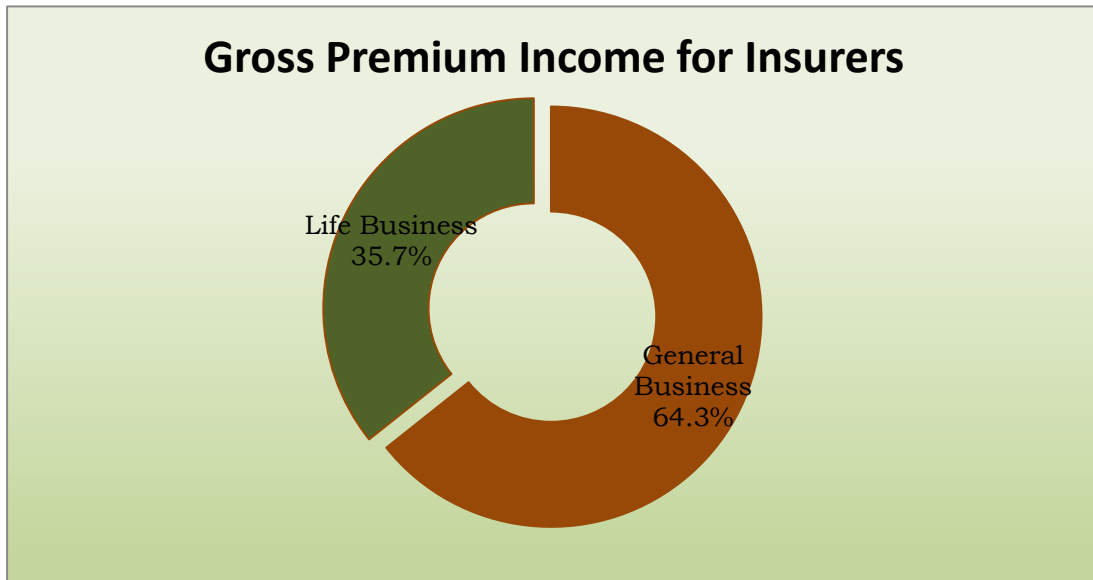
Key Performance Indicators								
Indicator	Life Business				General business			
	2016 Q3	2015 Q3	2014 Q3	Annual Change (%)	2016 Q3	2015 Q3	2014 Q3	Annual Change (%)
	KES '000'	KES '000'	KES '000'	(2016/2015)	KES '000'	KES '000'	KES '000'	(2016/2015)
Insurers								
Gross Premium Income	51,690,926	47,171,755	40,979,114	9.58	93,071,986	87,806,110	78,713,335	6.00
Net Premium Income	48,073,564	43,843,679	37,764,817	9.65	68,800,391	65,158,157	57,197,186	5.59
Net Earned Premium Income (GB)	-	-	-	-	64,736,168	59,834,688	51,552,859	8.19
Claims Incurred (GB)	-	-	-	-	41,724,410	37,653,010	31,285,925	10.81
Benefit Payment (LT)	30,777,949	24,923,711	21,107,411	23.49	-	-	-	-
Commissions	4,144,986	3,688,018	3,508,801	12.39	5,249,068	4,501,213	3,924,374	16.61
Management Expenses	8,829,920	7,858,471	6,538,708	12.36	19,416,551	17,166,670	15,154,732	13.11
Underwriting Profits (GB)	-	-	-	-	(1,653,859)	513,796	1,187,829	-421.89
Profit Before Tax (EBT)	5,336,034	992,844	4,662,159	437.45	3,950,698	4,786,820	7,630,102	-17.47
Profit After Tax (PAT)	3,800,272	872,520	4,159,885	335.55	2,708,259	3,621,962	6,215,762	-25.23
Shareholders' Funds	40,800,790	33,710,936	37,205,017	21.03	66,350,319	59,495,393	58,157,369	11.52
Total Assets	292,492,485	259,263,882	229,678,701	12.82	170,072,780	157,866,932	143,704,236	7.73
Total Liabilities	251,691,702	225,552,948	192,473,686	11.59	103,722,460	98,371,543	85,546,875	5.44
Investments	257,891,838	236,168,778	207,843,719	9.20	111,290,009	105,359,173	97,401,383	5.63
Reinsurers								
Gross Premium Income	1,592,382	1,470,422	968,071	8.29	10,984,464	11,294,992	10,012,701	-2.75
Net Premium Income	1,431,284	1,274,060	847,484	12.34	10,308,642	10,825,123	9,446,862	-4.77
Net Earned Premium Income (GB)	-	-	-	-	10,301,902	10,175,560	8,617,933	1.24
Claims Incurred (GB)	-	-	-	-	5,448,309	5,551,562	4,725,901	-1.86
Benefit Payment (LT)	719,601	523,406	204,929	37.48	-	-	-	0.00
Commissions	446,379	422,414	300,682	5.67	2,940,859	2,925,565	2,609,170	0.52
Management Expenses	212,942	182,197	127,492	16.87	980,543	949,543	717,005	3.26
Underwriting Profits (GB)	-	-	-	-	932,190	748,890	565,855	24.48
Profit Before Tax (EBT)	636,580	473,379	512,307	34.48	3,263,686	3,117,318	2,627,598	4.70
Profit After Tax (PAT)	515,802	357,754	499,910	44.18	2,284,581	2,182,122	1,846,479	4.70
Shareholders' Funds	4,586,409	3,928,929	4,102,133	16.73	22,867,473	21,585,434	18,519,606	5.94
Total Assets	8,818,915	7,888,257	6,994,639	11.80	37,980,906	35,618,643	31,435,376	6.63
Total Liabilities	4,232,506	3,959,328	2,892,507	6.90	15,113,433	14,033,209	12,915,772	7.70
Investments	8,494,923	7,303,044	6,645,773	16.32	28,948,897	27,505,726	24,163,453	5.25

Industry Gross Premium Income

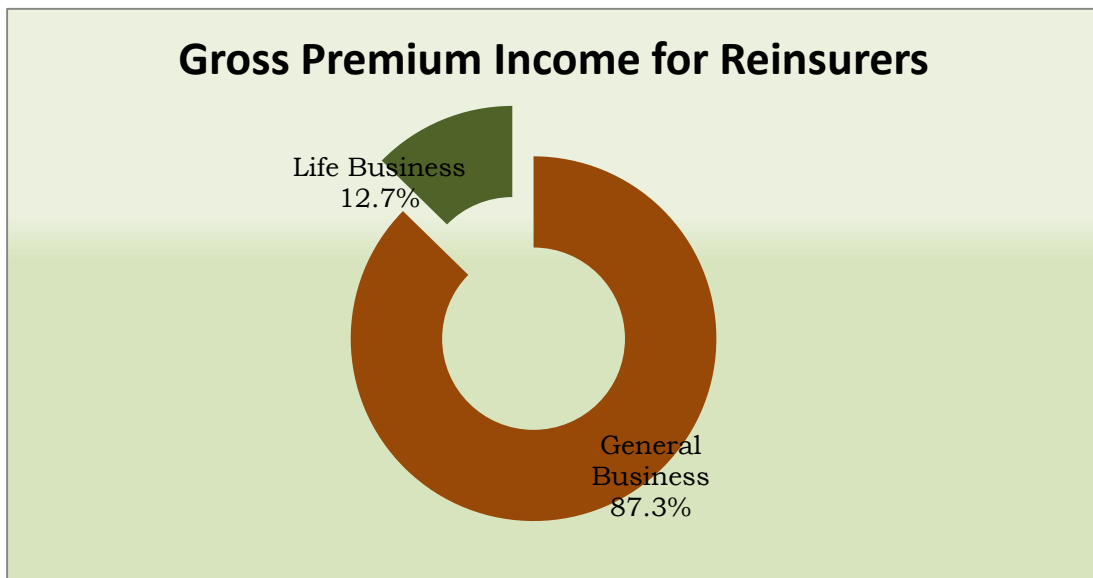
The Kenyan insurance market continued to show growth in business in the third quarter of 2016. The industry experienced a lower growth rate during the quarter under review compared to that recorded in the third quarter of 2015. Insurance premiums during the third quarter of 2016 registered a year-on-year growth of 7.3% compared to 12.8% year-on-year growth registered in the third quarter of 2015.

The non-life segment continues to dominate the insurance market. It contributed 64.3% (KES 93.07 billion) while long-term insurance business contributed 35.7% (KES 51.69 billion) of the total premium written by insurers during the period under review. However, long-term insurance business experienced higher year-on-year premiums growth than the general insurance business for both insurers and reinsurers. In fact general reinsurers experienced a decline in gross premium income of 2.8% compared to quarter three of 2015.

The following chart shows the distribution of gross premium income written by insurers:



The distribution of gross premium income under reinsurance business is shown in the following chart:



The growth in reinsurance premiums has been on a downward trend compared to similar periods last year. The premiums reported by reinsurers by the end of the third quarter amounted to KES 12.58 billion compared to KES 12.77 billion reported by the end of the third quarter of 2015. This represents a decline of 1.5%

in the third quarter of 2016 compared to a year on year growth of 16.3% reported in the same period in 2015. The gross premium income reported under life reinsurance business amounted to KES 1.59 billion while that under general reinsurance business was KES 10.98 billion.

During the third quarter of 2016, life insurers retained 93.0% of the business written, while general insurers retained 73.9% of their total business (2015: 92.9% and 74.2% respectively).

Claims experience and underwriting expenses

The loss ratio under general insurance for the quarter under review was 64.5% (2015 Q3: 62.9%). The claims incurred during the quarter amounted to KES 41.72 billion increasing from KES 37.65 billion incurred during the same quarter of 2015. A total of KES 50.55 billion was paid out as claims by general insurers during the period under analysis.

Life insurance benefits paid during the first three quarters of 2016 increased significantly compared with benefit payments made within a similar duration in the previous year. These increased by 23.5% from KES 24.92 billion in 2015 to KES 30.78 billion in 2016.

Underwriting expenses comprise of both expenses of management and commissions. Total net commissions for the third quarter of 2016 amounted to KES 9.39 billion, representing a growth of 14.7% from KES 8.19 billion reported during the third quarter of 2015. Management expenses grew by a margin of 12.8% from KES 25.03 billion by the end of the third quarter of 2015 to KES 28.25 billion by the end of the third quarter of 2016.

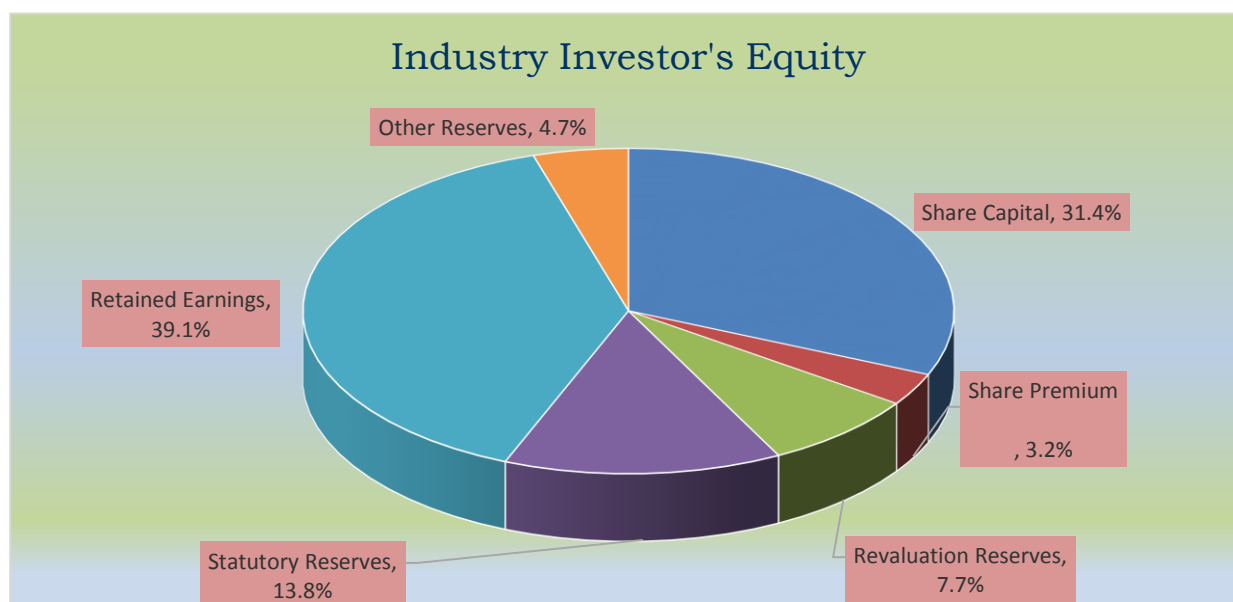
Commissions and management expenses ratios under general insurance business were 8.1% and 30.0% respectively resulting to a combined ratio of 102.6% during the quarter under review.

Shareholders' Funds

Investors' equity funds amounted to KES 134.60 billion as at the end of the third quarter of 2016. These had grown by 13.4% between the third quarters of 2015 and 2016. This growth may be attributed to capital restructuring following the changes in regulatory capital requirements.

Some of the key components of shareholders funds were retained earnings at 39.1%, paid up capital at 31.4% and statutory reserves at 13.8%.

The distribution of industry investor's equity is shown in the following chart:



Assets and Liabilities

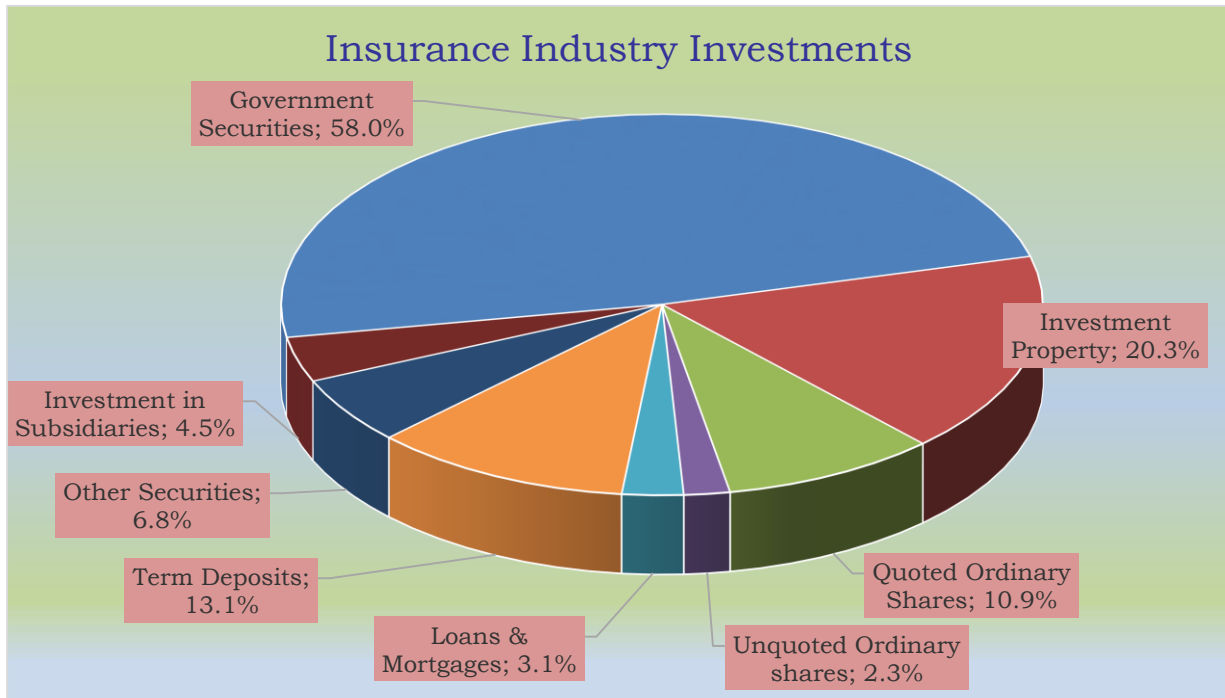
The insurance industry asset base was KES 509.37 billion as at the end of September 2016. This was a growth of 10.6% from KES 460.64 billion held as at the end of the previous year's third quarter. Income generating assets formed 79.8% (KES 406.63 billion) of the total assets.

The total insurance industry's liabilities grew by 9.6% to KES 374.76 billion from KES 341.92 billion registered in the same quarter last year.

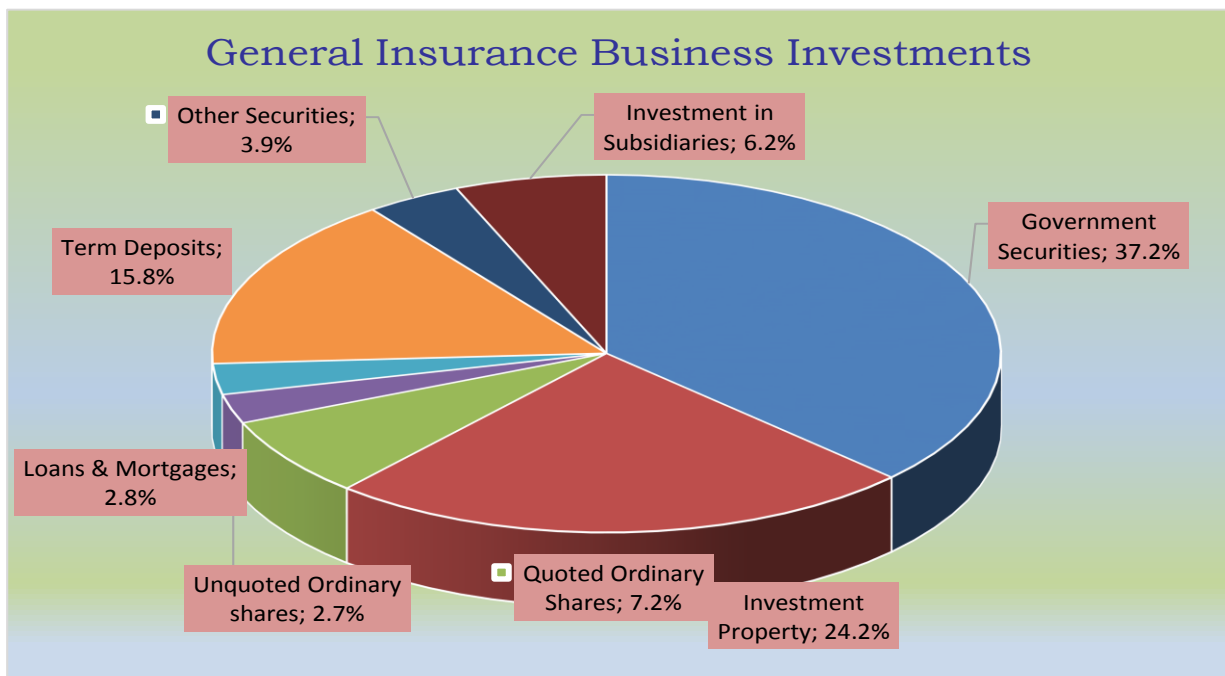
Investments

Insurance business requires companies to invest in assets that match their liabilities in both nature and term. Consequently, most insurers held their investments in government securities (58.0%), investment property (20.3%), term deposits (13.1%) and ordinary shares (13.2%).

The investment portfolio for the industry is shown in the following chart:

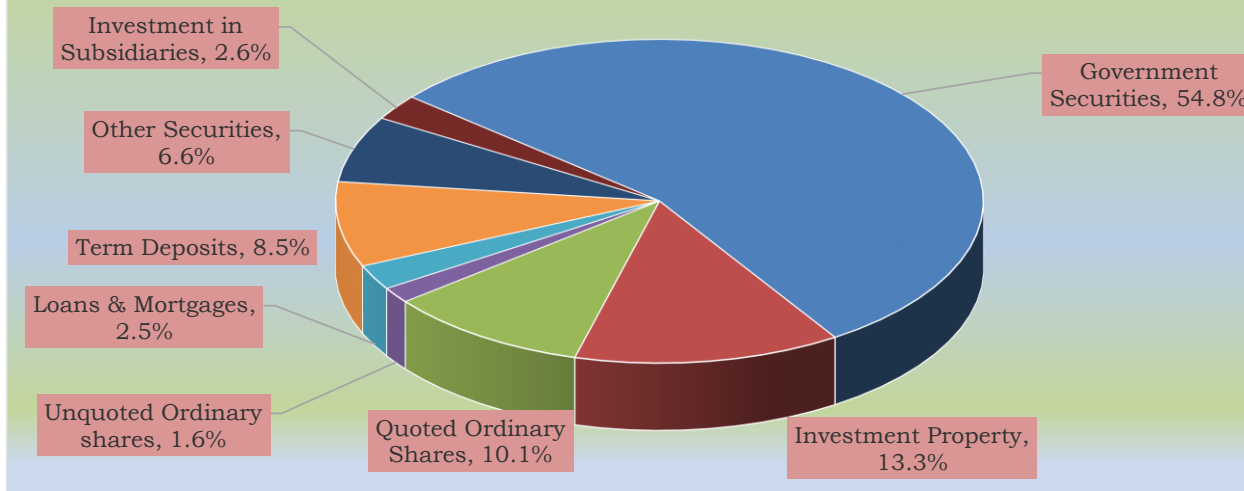


The following chart shows the distribution of the investments held by the general insurance business underwriters:



The following chart displays the distribution of the investments held by the long term underwriters:

Long-Term Insurance Business Investments



Key Industry Operating Ratios

The industry key operating ratios for both life and general insurance businesses for the third quarter of 2016 are summarized in the following table:

Indicator	Life Business			General business		
	2016 Q3	2015 Q3	2014 Q3	2016 Q3	2015 Q3	2014 Q3
Insurers (%)						
Retention Ratio	93.00	92.94	92.16	73.92	74.21	72.67
Net Incurred Claims Ratio (GB)	-	-	-	64.45	62.93	60.69
Net Commission Ratio	8.62	8.41	9.29	8.11	7.52	7.61
Management Expense Ratio	18.37	17.92	17.31	29.99	28.69	29.40
Combined Ratio	-	-	-	102.55	99.14	97.70
Shareholders' funds to Total Assets	13.95	13.00	16.20	39.01	37.69	40.47
Return on Assets (ROA)	1.93	0.41	-	2.41	3.17	-
Return on Equity (ROE)	10.20	2.46	-	4.30	6.16	-
Reinsurers (%)						
Retention Ratio	89.88	86.65	87.54	93.85	95.84	94.35
Net Incurred Claims Ratio (GB)	-	-	-	52.89	54.56	54.84
Net Commission Ratio	31.19	33.15	35.48	28.55	28.75	30.28
Management Expense Ratio	14.88	14.30	15.04	9.52	9.33	8.32
Combined Ratio	-	-	-	90.95	92.64	93.43
Shareholders' funds to Total Assets	52.01	49.81	58.65	60.21	60.60	58.91
Return on Assets (ROA)	7.62	6.36	-	8.87	9.30	-
Return on Equity (ROE)	12.11	8.91	-	10.28	10.88	-

Definition of Ratios

Retention ratio = $(\text{Net premium} / \text{Gross premium}) * 100$

Net Incurred claims ratio = $(\text{Net Incurred claims} / \text{Net earned premium}) * 100$

Net Commission ratio (general) = $(\text{Net Commissions} / \text{Net earned premium}) * 100$

Net Commission ratio (life) = $(\text{Net Commissions} / \text{Net premium}) * 100$

Management expense ratio (general) = $(\text{Management expense} / \text{Net earned premium}) * 100$

Management expense ratio (life) = $(\text{Management expense} / \text{Net premium}) * 100$

Combined ratio (general) = $(\text{Net incurred claims ratio} + \text{Net commissions ratio} + \text{Management expense ratio})$

Shareholders' funds to total assets = $(\text{Shareholders' funds} / \text{Total assets}) * 100$

Return on assets = $(\text{Profit before tax} / \text{average total assets}) * 100$

Return on equity = $(\text{Profit after tax} / \text{average equity}) * 100$

Statistical Appendices

Appendix 1: Summary of General Insurance Business Profit & Loss Accounts for the Period Ended 30.09.2016

Appendix 2: Summary of Long Term Insurance Business Profit & Loss Accounts For the Period Ended 30.09.2016

Appendix 3: Summary of Long Term Insurance Business Gross Premium Income for the Period Ended 30.09.2016

Appendix 4: Summary of Long Term Insurance Business Market Share (Gross premium income) per Class for the Period Ended 30.09.2016

Appendix 5: Summary of Life Assurance Business Revenue Accounts for the Period Ended 30.09.2016

Appendix 6: Summary of Annuities Business Revenue Accounts for the Period Ended 30.09.2016

Appendix 7: Summary of Group Life Business Revenue Accounts for the Period Ended 30.09.2016

Appendix 8: Summary of Group Credit Business Revenue Accounts for the Period Ended 30.09.2016

Appendix 9: Summary of Investments Business Revenue Accounts for the Period Ended 30.09.2016

Appendix 10: Summary of Permanent Health Business Revenue Accounts for the Period Ended 30.09.2016

Appendix 11: Summary of Pensions Business Revenue Accounts for the Period Ended 30.09.2016

Appendix 12: Summary of Combined Long Term Business Revenue Accounts for the Period Ended 30.09.2016

Appendix 13: Summary of Gross Premium Income under General Insurance Business for the Period Ended 30.09.2016

Appendix 14: Summary of General Insurance Business Market Share (Gross premium income) per Class for the Period Ended 30.09.2016

Appendix 15: Summary of Claims Paid under General Insurance Business for the Period Ended 30.09.2016

Appendix 16: Summary of Claims Incurred under General Insurance Business for the Period Ended 30.09.2016

Appendix 17: Summary of Incurred Claims Ratios under General Insurance Business for the Period Ended 30.09.2016

Appendix 18: Summary of Underwriting Profits under General Insurance Business for the Period Ended 30.09.2016

Appendix 19: Summary of General Insurance Business Revenue Accounts for the Period Ended 30.09.2016

Appendix 20: Summary of Long Term Insurance Business Balance Sheets as at 30.09.2016

Appendix 21: Summary of General Insurance Business Balance Sheets as at 30.09.2016

APPENDIX 1: SUMMARY OF GENERAL INSURANCE BUSINESS PROFIT & LOSS ACCOUNTS FOR THE PERIOD ENDED 30.09.2016															
Company	Profit Transferred from Revenue	Investment Income	Other Income	Total Income	Loss Transferred From Revenue	Management Expenses	Total Outgo	Profit / (Loss) Before Taxation	Provision for Taxation	Profit/(Loss) After Taxation	Unappropriated Profit/(Loss) BF	Transfer To Reserves	Other Appropriations	Dividend	Unappropriated Profit/(Loss) CF
INSURERS															
AAR INSURANCE KENYA	130,055	-	-	130,055	-	-	-	130,055	-	130,055	(215,322)	-	-	-	(85,266)
AFRICAN MERCHANT ASSURANCE	172,001	-	-	172,001	-	-	-	172,001	-	172,001	561,094	-	-	-	733,095
AIG INSURANCE COMPANY	178,704	209,476	-	388,180	-	-	-	388,180	170,720	217,460	1,262,927	-	-	-	1,480,387
ALLIANZ INSURANCE COMPANY	-	-	-	-	17,469	-	17,469	(17,469)	-	(17,469)	36,369	-	-	-	18,899
APA INSURANCE COMPANY	-	755,101	-	755,101	64,740	-	241,085	514,016	134,824	379,192	3,168,460	-	-	-	3,547,652
BRITAM GENERAL INSURANCE	348,151	-	-	348,151	-	-	-	348,151	111,669	236,482	(176,708)	-	-	-	59,774
CANNON ASSURANCE COMPANY	-	(43,056)	-	(43,056)	301,581	-	301,581	(344,637)	3,895	(348,532)	470,770	-	-	-	122,238
CIC GENERAL INSURANCE COMPANY	186,864	-	-	186,864	-	-	-	186,864	-	186,864	2,381,706	-	-	-	2,568,570
CORPORATE INSURANCE COMPANY	39,961	-	-	39,961	-	-	-	39,961	-	39,961	504,342	-	-	-	544,303
DIRECTLINE ASSURANCE COMPANY	-	198,716	4,896	203,613	89,986	17,509	146,345	57,268	(1,139)	58,407	586,047	-	-	-	644,454
FIDELITY SHIELD INSURANCE	-	121,192	2,821	124,013	133,744	27,896	219,651	(95,638)	-	(95,638)	400,963	-	-	-	305,325
FIRST ASSURANCE COMPANY	-	202,605	-	202,605	314,832	-	314,832	(112,227)	6,479	(118,706)	1,351,946	-	-	458,000	775,240
GA INSURANCE COMPANY	695,095	-	-	695,095	-	-	-	695,095	229,268	465,827	1,044,092	25,887	-	-	1,484,031
GEMINIA INSURANCE COMPANY	25,459	-	-	25,459	-	-	-	25,459	-	25,459	353,611	-	-	-	379,070
HERITAGE INSURANCE COMPANY	619,544	-	-	619,544	-	117,619	117,619	501,925	138,029	363,895	1,586,487	-	-	60,000	1,890,382
ICEA LION GENERAL INSURANCE	132,384	512,732	-	645,117	-	311,889	334,670	310,446	99,343	211,104	1,975,670	-	-	-	2,186,773
INTRA-AFRICA ASSURANCE	18,145	19,340	13,680	51,165	-	847	5,889	45,276	13,583	31,693	67,724	-	-	-	99,417
INVESCO ASSURANCE COMPANY	-	30,309	1,702	32,010	43,302	-	74,076	(42,066)	(12,620)	(29,446)	(1,254,908)	-	-	-	(1,284,353)
JUBILEE INSURANCE COMPANY	472,862	-	-	472,862	-	-	-	472,862	152,494	320,369	3,965,149	-	689,269	-	3,596,248
KENINDIA ASSURANCE COMPANY	40,712	-	651	41,363	-	6,238	36,330	5,032	1,290	3,742	1,624,603	-	-	-	1,628,345
KENYA ORIENT INSURANCE	186,165	-	3,281	189,445	-	87,161	87,161	102,284	-	102,284	94,617	-	-	-	196,901
MADISON INSURANCE COMPANY	-	39,477	1,737	41,214	62,634	-	62,634	(21,420)	-	(21,420)	726,011	-	-	-	704,590
MAYFAIR INSURANCE COMPANY	206,347	119,068	19,832	345,246	-	1,048	22,789	322,457	96,737	225,720	1,653,323	70,630	-	50,000	1,758,413
OCCIDENTAL INSURANCE COMPANY	-	-	600	600	100,267	29,972	131,500	(130,900)	(39,270)	(91,630)	278,594	-	-	45,045	141,919
PACIS INSURANCE COMPANY	-	-	-	-	19,016	3,952	22,968	(22,968)	(5,705)	(17,263)	345,155	-	-	-	327,892
PHOENIX OF EAST AFRICA	-	-	-	-	82,050	-	82,050	(82,050)	-	(82,050)	1,106,948	-	-	-	1,024,898
PIONEER INSURANCE COMPANY	41	-	-	41	-	-	-	41	12	29	-	-	-	-	29
RESOLUTION INSURANCE COMPANY	-	-	-	-	155,362	-	155,362	(155,362)	-	(155,362)	(389,968)	-	-	-	(545,330)
SAHAM INSURANCE COMPANY	-	69,430	-	69,430	52,576	-	52,576	16,854	5,056	11,798	167,038	-	-	-	178,836
SANLAM INSURANCE COMPANY	12,517	-	-	12,517	-	-	-	12,517	-	12,517	(237,497)	-	-	-	(224,980)
TAKAFUL INSURANCE OF AFRICA	95,151	-	9,447	104,598	-	-	-	104,598	-	104,598	(124,206)	-	-	-	(19,608)
TAUSI ASSURANCE COMPANY	61,560	128,327	(25,787)	164,101	-	3,030	11,904	152,197	48,436	103,761	257,984	-	-	60,000	301,745
THE KENYAN ALLIANCE INSURANCE	47,119	-	-	47,119	-	-	-	47,119	14,136	32,983	1,164,110	-	250,000	16,121	930,973
THE MONARCH INSURANCE	11,514	13,897	-	25,412	-	11,828	11,828	13,583	12,101	1,483	61,735	-	-	-	63,218
TRIDENT INSURANCE COMPANY	58,845	85,580	13,303	157,728	-	42,910	42,910	114,818	-	114,818	1,483,635	-	-	-	1,598,453
UAP INSURANCE COMPANY	-	752,748	9,061	761,809	551,463	-	551,463	210,345	63,104	147,242	5,336,622	-	400,000	-	5,083,863
XPLICO INSURANCE COMPANY	-	23,535	-	23,535	37,503	-	37,503	(13,969)	-	(13,969)	204,771	-	-	-	190,802
TOTAL	3,739,196	3,238,477	55,224	7,032,898	2,026,525	661,899	3,082,195	3,950,698	1,242,442	2,708,259	31,823,894	96,517	1,339,269	689,166	32,407,198
REINSURERS															
CONTINENTAL REINSURANCE	140,260	-	60,143	200,403	-	-	-	200,403	60,121	140,282	152,026	2,460	-	-	289,848
EAST AFRICA REINSURANCE	352,955	-	(2,647)	350,308	-	-	51,270	299,038	89,711	209,327	1,127,482	(71,267)	200,000	60,000	1,148,076
KENYA REINSURANCE CORPORATION	2,734,144	30,101	-	2,764,245	-	-	-	2,764,245	829,273	1,934,972	15,760,396	-	-	524,962	17,170,406
TOTAL	3,227,359	30,101	57,496	3,314,956	-	-	51,270	3,263,686	979,105	2,284,581	17,039,904	(68,807)	200,000	584,962	18,608,330
GRAND TOTAL	6,966,555	3,268,578	112,720	10,347,854	2,026,525	661,899	3,133,465	7,214,384	2,221,547	4,992,840	48,863,798	27,710	1,539,269	1,274,128	51,015,528

Amounts in Thousand Shillings

APPENDIX 2: SUMMARY OF LONG TERM INSURANCE BUSINESS PROFIT & LOSS ACCOUNTS FOR THE PERIOD ENDED 30.09.2016															
Company	Profit Transferred from Revenue	Investment Income	Other Income	Total Income	Loss Transferred From Revenue	Management Expenses	Total Outgo	Profit / (Loss) Before Taxation	Provision for Taxation	Profit/(Loss) After Taxation	Unappropriated Profit/(Loss) BF	Transfer To Reserves	Other Appropriations	Dividend	Unappropriated Profit / (Loss) CF
INSURERS															
APA LIFE ASSURANCE COMPANY	-	35,003	(13,441)	21,563	-	-	9,664	11,899	7,602	4,297	-	-	-	-	4,297
BARCLAYS LIFE	-	46,980	-	46,980	411,377	3,458	414,835	(367,855)	-	(367,855)	-	-	-	-	(367,855)
BRITAM LIFE ASSURANCE	4,406,569	(118,070)	-	4,288,499	-	-	-	4,288,499	1,321,971	2,966,529	-	-	-	-	2,966,529
CANNON ASSURANCE COMPANY	-	-	-	-	-	-	-	-	(3,877)	3,877	427,207	-	-	-	431,084
CAPEX LIFE ASSURANCE COMPANY	-	-	26,526	26,526	-	-	-	26,526	-	26,526	42,471	-	-	-	68,997
CIC LIFE ASSURANCE COMPANY	234,073	-	-	234,073	-	-	-	234,073	-	234,073	-	-	-	-	234,073
CORPORATE INSURANCE COMPANY	-	-	12,594	12,594	-	-	-	12,594	-	12,594	65,761	-	-	-	78,355
FIRST ASSURANCE COMPANY	-	-	-	-	-	-	-	-	9,942	(9,942)	-	(9,942)	-	-	-
GA LIFE ASSURANCE COMPANY	-	9,745	-	9,745	-	-	-	9,745	2,924	6,822	-	-	-	-	6,822
GEMINIA INSURANCE COMPANY	35,533	-	-	35,533	-	-	-	35,533	-	35,533	-	35,533	-	-	-
ICEA LION LIFE ASSURANCE	203,280	87,950	-	291,230	-	310	310	290,919	25,569	265,351	1,800,989	-	-	-	2,066,340
JUBILEE INSURANCE COMPANY	1,249,893	-	-	1,249,893	-	-	-	1,249,893	166,338	1,083,555	-	-	-	-	1,083,555
KENINDIA ASSURANCE COMPANY	45,000	-	-	45,000	-	-	-	45,000	-	45,000	81,555	-	-	56,139	70,416
KENYA ORIENT LIFE ASSURANCE	47,023	-	-	47,023	-	-	-	47,023	-	47,023	(19,377)	-	-	-	27,647
LIBERTY LIFE ASSURANCE COMPANY	-	-	166,332	166,332	-	-	-	166,332	39,692	126,640	(341,630)	128,446	-	-	(343,436)
MADISON INSURANCE COMPANY	12,287	-	-	12,287	-	-	-	12,287	-	12,287	62,000	12,287	-	-	62,000
METROPOLITAN INSURANCE	-	-	-	-	29,686	-	29,686	(29,686)	10,689	(40,376)	(842,442)	-	-	-	(882,818)
OLD MUTUAL LIFE ASSURANCE	-	179,338	-	179,338	427,018	5,216	432,234	(252,896)	-	(252,896)	(997,673)	-	-	-	(1,250,569)
PIONEER ASSURANCE COMPANY	-	-	-	-	196,271	-	196,271	(196,271)	-	(196,271)	301,690	-	-	-	105,419
PRUDENTIAL LIFE ASSURANCE	-	-	-	-	219,221	-	219,221	(219,221)	21,549	(240,770)	(446,598)	-	-	-	(687,369)
SAHAM ASSURANCE	-	-	-	-	-	-	-	-	-	-	893	-	-	-	893
SANLAM LIFE ASSURANCE	120,315	-	-	120,315	-	-	-	120,315	(66,635)	186,950	(734,710)	120,315	-	-	(668,075)
TAKAFUL INSURANCE OF AFRICA	44,011	-	-	44,011	-	493	493	43,518	-	43,518	12,136	9,898	-	-	45,756
THE KENYAN ALLIANCE INSURANCE	-	-	-	-	-	-	-	-	-	-	18,282	-	-	-	18,282
THE MONARCH INSURANCE	-	-	-	-	17,349	-	17,349	(17,349)	-	(17,349)	37,927	-	-	-	20,577
UAP LIFE ASSURANCE COMPANY	-	-	(174,844)	(174,844)	-	-	-	(174,844)	-	(174,844)	-	-	-	-	(174,844)
TOTAL	6,397,984	240,946	17,167	6,656,098	1,300,922	9,477	1,320,063	5,336,034	1,535,764	3,800,272	(531,519)	296,537	-	56,139	2,916,076
REINSURERS															
CONTINENTAL REINSURANCE	61,960	-	-	61,960	-	-	-	61,960	929	61,030	86,717	1,256	58,862	-	87,630
EAST AFRICAN REINSURANCE	73,938	114,830	1,231	189,999	-	-	2,451	187,548	10,876	176,672	366,086	69,889	46,712	-	426,158
KENYA REINSURANCE CORPORATION	387,072	-	-	387,072	-	-	-	387,072	108,972	278,100	2,994,521	-	-	-	3,272,622
TOTAL	522,970	114,830	1,231	639,031	-	-	2,451	636,580	120,777	515,802	3,447,324	71,145	105,574	-	3,786,410
GRAND TOTAL	6,920,954	355,776	18,398	7,295,129	1,300,922	9,477	1,322,514	5,972,614	1,656,541	4,316,074	2,915,805	367,682	105,574	56,139	6,702,486

Amounts in Thousand Shillings

APPENDIX 3: SUMMARY OF LONG TERM INSURANCE BUSINESS GROSS PREMIUM INCOME FOR THE PERIOD ENDED 30.09.2016									
Company	Life Assurances	Annuities	Pensions	Group Life	Group Credit	Permanent Health	Investments	Total	Market Share (%)
INSURERS									
APA LIFE ASSURANCE COMPANY	47,874	14,271	319,622	474,529	49,145	-	-	905,442	1.75
BARCLAYS LIFE	83,240	-	-	55,392	593,210	-	-	731,842	1.42
BRITAM LIFE ASSURANCE	4,937,075	258,972	4,835,275	631,108	809,318	-	531,731	12,003,480	23.22
CANNON ASSURANCE COMPANY	76,695	-	-	3,528	8,969	-	-	89,192	0.17
CAPEX LIFE ASSURANCE COMPANY	6,459	-	-	36,164	-	-	-	42,623	0.08
CIC LIFE ASSURANCE COMPANY	563,391	215,937	219,246	346,075	1,624,281	-	-	2,968,930	5.74
CORPORATE INSURANCE COMPANY	229,729	-	-	5,393	-	-	-	235,122	0.45
FIRST ASSURANCE COMPANY	-	-	-	84,928	9,290	-	-	94,218	0.18
GA LIFE ASSURANCE COMPANY	-	-	1,246,971	24,954	3,498	-	-	1,275,423	2.47
GEMINIA INSURANCE COMPANY	25,085	-	-	37,549	-	-	-	62,634	0.12
ICEA LION LIFE ASSURANCE	1,473,893	763,852	4,281,066	351,627	163,338	-	39,563	7,073,339	13.68
JUBILEE INSURANCE COMPANY	2,120,176	199,323	4,221,523	1,202,368	-	-	-	7,743,388	14.98
KENINDIA ASSURANCE COMPANY	663,832	165,176	1,618,986	55,959	-	-	-	2,503,953	4.84
KENYA ORIENT LIFE ASSURANCE	45,244	-	-	32,175	146,293	-	-	223,713	0.43
LIBERTY LIFE ASSURANCE COMPANY	301,617	17,258	958,326	339,411	261,176	-	1,369,419	3,247,208	6.28
MADISON INSURANCE COMPANY	685,925	722,806	206,913	46,190	43,493	-	26,606	1,731,933	3.35
METROPOLITAN INSURANCE	15,852	-	-	202,429	15,103	-	13,894	247,279	0.48
OLD MUTUAL LIFE ASSURANCE	502,309	-	-	180,814	-	-	814,702	1,497,824	2.90
PIONEER ASSURANCE COMPANY	440,727	77,753	39,052	1,744,467	258,639	-	98,303	2,658,941	5.14
PRUDENTIAL LIFE ASSURANCE	106,104	-	-	6,179	4,137	-	-	116,420	0.23
SAHAM ASSURANCE	31,665	-	109,712	56,372	560	-	-	198,309	0.38
SANLAM LIFE ASSURANCE	1,081,992	789,172	200,173	250,271	436,707	-	793,989	3,552,305	6.87
TAKAFUL INSURANCE OF AFRICA	-	-	-	41,495	3,572	-	-	45,067	0.09
THE KENYAN ALLIANCE INSURANCE	12,112	234,822	170,254	150,383	-	-	276	567,847	1.10
THE MONARCH INSURANCE	14,983	-	-	7,022	-	-	-	22,005	0.04
UAP LIFE ASSURANCE COMPANY	284,392	-	760,251	735,772	-	-	72,077	1,852,492	3.58
TOTAL	13,750,371	3,459,342	19,187,370	7,102,554	4,430,729	-	3,760,560	51,690,929	100.00
REINSURERS									
CONTINENTAL REINSURANCE	1,052	-	-	51,803	-	-	-	52,855	3.32
EAST AFRICAN REINSURANCE	44,343	-	-	646,877	-	-	736	691,955	43.45
KENYA REINSURANCE CORPORATION	84,757	-	-	762,814	-	-	-	847,571	53.23
TOTAL	130,152	-	-	1,461,494	-	-	736	1,592,381	100.00

Amounts in Thousand Shillings

APPENDIX 4: SUMMARY OF LONG TERM INSURANCE BUSINESS MARKET SHARE (GROSS PREMIUM INCOME) PER CLASS FOR THE PERIOD ENDED 30.09.2016								
Company	Life Assurances	Annuities	Pensions	Group Life	Group Credit	Permanent Health	Investments	Total
INSURERS								
BRITAM LIFE ASSURANCE	35.91	7.49	25.20	8.89	18.27	-	14.14	23.22
JUBILEE INSURANCE COMPANY	15.42	5.76	22.00	16.93	-	-	-	14.98
ICEA LION LIFE ASSURANCE	10.72	22.08	22.31	4.95	3.69	-	1.05	13.68
SANLAM LIFE ASSURANCE	7.87	22.81	1.04	3.52	9.86	-	21.11	6.87
LIBERTY LIFE ASSURANCE COMPANY	2.19	0.50	4.99	4.78	5.89	-	36.42	6.28
CIC LIFE ASSURANCE COMPANY	4.10	6.24	1.14	4.87	36.66	-	-	5.74
PIONEER ASSURANCE COMPANY	3.21	2.25	0.20	24.56	5.84	-	2.61	5.14
KENINDIA ASSURANCE COMPANY	4.83	4.77	8.44	0.79	-	-	-	4.84
UAP LIFE ASSURANCE COMPANY	2.07	-	3.96	10.36	-	-	1.92	3.58
MADISON INSURANCE COMPANY	4.99	20.89	1.08	0.65	0.98	-	0.71	3.35
OLD MUTUAL LIFE ASSURANCE	3.65	-	-	2.55	-	-	21.66	2.90
GA LIFE ASSURANCE COMPANY	-	-	6.50	0.35	0.08	-	-	2.47
APA LIFE ASSURANCE COMPANY	0.35	0.41	1.67	6.68	1.11	-	-	1.75
BARCLAYS LIFE	0.61	-	-	0.78	13.39	-	-	1.42
THE KENYAN ALLIANCE INSURANCE	0.09	6.79	0.89	2.12	-	-	0.01	1.10
METROPOLITAN INSURANCE	0.12	-	-	2.85	0.34	-	0.37	0.48
CORPORATE INSURANCE COMPANY	1.67	-	-	0.08	-	-	-	0.45
KENYA ORIENT LIFE ASSURANCE	0.33	-	-	0.45	3.30	-	-	0.43
SAHAM ASSURANCE	0.23	-	0.57	0.79	0.01	-	-	0.38
PRUDENTIAL LIFE ASSURANCE	0.77	-	-	0.09	0.09	-	-	0.23
FIRST ASSURANCE COMPANY	-	-	-	1.20	0.21	-	-	0.18
CANNON ASSURANCE COMPANY	0.56	-	-	0.05	0.20	-	-	0.17
GEMINIA INSURANCE COMPANY	0.18	-	-	0.53	-	-	-	0.12
TAKAFUL INSURANCE OF AFRICA	-	-	-	0.58	0.08	-	-	0.09
CAPEX LIFE ASSURANCE COMPANY	0.05	-	-	0.51	-	-	-	0.08
THE MONARCH INSURANCE	0.11	-	-	0.10	-	-	-	0.04
TOTAL	100.00	100.00	100.00	100.00	100.00	0	100.00	100.00
REINSURERS								
KENYA REINSURANCE CORPORATION	65.12	-	-	52.19	-	-	-	53.23
EAST AFRICAN REINSURANCE	34.07	-	-	44.26	-	-	100.00	43.45
CONTINENTAL REINSURANCE	0.81	-	-	3.54	-	-	-	3.32
TOTAL	100.00	0	0	100.00	0	0	100.00	100.00

APPENDIX 5: SUMMARY OF LIFE ASSURANCE BUSINESS REVENUE ACCOUNTS FOR THE PERIOD ENDED 30.09.2016															
Company	Life Fund BF	Gross Premium	Net Premium	Other (Fee) Income	Total Benefits	Claims	Surrenders	Bonuses Paid	Annuities Paid	Net Commissions	Expense of Management	Investment Income	Investment Expenses	Transfer To (From) P & L	Life Fund CF
INSURERS															
APA LIFE ASSURANCE COMPANY	196,922	47,874	47,695	-	15,492	15,492	-	-	-	15,579	58,268	12,552	603	-	167,227
BARCLAYS LIFE	-	83,240	83,240	-	676	676	-	-	-	17,076	148,747	12,128	-	-	(71,131)
BRITAM LIFE ASSURANCE	23,808,192	4,937,075	4,890,687	-	2,365,118	703,332	755,769	906,017	-	1,294,388	1,537,880	640,895	10,027	-	24,132,363
CANNON ASSURANCE COMPANY	899,976	76,695	75,950	-	206,500	206,500	-	-	-	5,448	62,768	43,319	-	-	744,529
CAPEX LIFE ASSURANCE COMPANY	94,252	6,459	6,459	-	3,406	3,406	-	-	-	1,406	30,331	3,204	-	-	68,771
CIC LIFE ASSURANCE COMPANY	359,366	563,391	559,953	-	223,433	223,433	-	-	-	150,996	74,965	24,641	-	-	494,566
CORPORATE INSURANCE COMPANY	546,535	229,729	228,933	-	122,167	122,167	-	-	-	57,429	31,457	53,346	-	-	617,762
FIRST ASSURANCE COMPANY	-	-	-	-	-	-	-	-	-	-	-	-	-	-	-
GA LIFE ASSURANCE COMPANY	-	-	-	-	-	-	-	-	-	-	-	-	-	-	-
GEMINIA INSURANCE COMPANY	286,542	25,085	24,566	-	5,713	1,349	4,364	-	-	4,555	1,327	14,950	-	-	314,463
ICEA LION LIFE ASSURANCE	5,560,807	1,473,893	1,460,278	-	408,715	408,715	-	-	-	295,632	385,062	483,250	-	49,200	6,365,726
JUBILEE INSURANCE COMPANY	4,053,797	2,120,176	2,116,232	-	679,845	501,499	178,346	-	-	574,107	360,507	321,205	2,806	-	4,873,968
KENINDIA ASSURANCE COMPANY	4,866,999	663,832	663,832	-	318,719	318,719	-	-	-	57,606	139,564	519,091	-	22,500	5,511,533
KENYA ORIENT LIFE ASSURANCE	1,326	45,244	45,191	-	193	193	-	-	-	10,165	21,033	8,658	-	-	23,785
LIBERTY LIFE ASSURANCE COMPANY	6,310,770	301,617	297,264	-	249,964	249,964	-	-	-	26,677	171,200	276,016	-	-	6,436,208
MADISON INSURANCE COMPANY	2,526,438	685,925	685,925	-	219,940	219,940	-	-	-	95,392	341,849	69,290	-	-	2,624,472
METROPOLITAN INSURANCE	234,630	15,852	15,738	-	-	-	-	-	-	923	2,594	1,127	-	(16,150)	264,128
OLD MUTUAL LIFE ASSURANCE	3,977,573	502,309	462,356	306,969	352,621	307,097	45,524	-	-	155,952	672,285	273,442	26,850	(485,059)	4,297,690
PIONEER ASSURANCE COMPANY	544,998	440,727	440,703	-	203,861	203,861	-	-	-	1	205,011	16,745	-	-	593,573
PRUDENTIAL LIFE ASSURANCE	(373,749)	106,104	106,097	-	65,708	62,997	2,711	-	-	35,944	219,712	17,956	-	-	(571,061)
SAHAM ASSURANCE	197,828	31,665	29,776	-	18,884	17,164	1,720	-	-	5,800	31,507	53,865	-	-	225,277
SANLAM LIFE ASSURANCE	1,858,321	1,081,992	1,059,053	-	235,535	162,991	72,544	-	-	349,894	223,073	239,336	8,093	-	2,340,114
TAKAFUL INSURANCE OF AFRICA	-	-	-	-	-	-	-	-	-	-	-	-	-	-	-
THE KENYAN ALLIANCE INSURANCE	15,793	12,112	12,112	-	261	261	-	-	-	1,389	993	1,910	-	-	27,173
THE MONARCH INSURANCE	7,585	14,983	14,945	-	-	-	-	-	-	1,023	12,995	367	-	-	8,879
UAP LIFE ASSURANCE COMPANY	86,561	284,392	284,392	-	55,690	38,948	15,899	843	-	46,782	260,129	56,062	(8,148)	-	72,562
TOTAL	56,061,462	13,750,371	13,611,377	306,969	5,752,441	3,768,704	1,076,877	906,860	-	3,204,164	4,993,257	3,143,355	40,231	(429,509)	59,562,577
REINSURERS															
CONTINENTAL REINSURANCE	1,017	1,052	894	-	(1,142)	(1,142)	-	-	-	231	202	866	17	-	3,469
EAST AFRICAN REINSURANCE	-	44,343	39,456	-	8,538	8,538	-	-	-	6,038	2,112	-	-	-	22,767
KENYA REINSURANCE CORPORATION	1,195,313	84,757	81,152	-	41,078	41,078	-	-	-	28,754	15,003	42,818	-	-	1,234,448
TOTAL	1,196,330	130,152	121,502	-	48,474	48,474	-	-	-	35,023	17,317	43,684	17	-	1,260,684

Amounts in Thousand Shillings

APPENDIX 6: SUMMARY OF ANNUITIES BUSINESS REVENUE ACCOUNTS FOR THE PERIOD ENDED 30.09.2016															
Company	Life Fund BF	Gross Premium	Net Premium	Other (Fee) Income	Total Benefits	Claims	Surrenders	Bonuses Paid	Annuities Paid	Net Commissions	Expense of Management	Investment Income	Investment Expenses	Transfer To (From) P & L	Life Fund CF
INSURERS															
APA LIFE ASSURANCE COMPANY	-	14,271	14,271	-	45,359	-	-	-	45,359	-	3,009	46,126	1,853	-	10,176
BARCLAYS LIFE	-	-	-	-	-	-	-	-	-	-	-	-	-	-	-
BRITAM LIFE ASSURANCE	-	258,972	258,972	-	221,430	110,715	-	-	110,715	-	-	58,759	-	-	96,302
CANNON ASSURANCE COMPANY	-	-	-	-	-	-	-	-	-	-	-	474	-	-	474
CAPEX LIFE ASSURANCE COMPANY	-	-	-	-	-	-	-	-	-	-	-	-	-	-	-
CIC LIFE ASSURANCE COMPANY	(173,705)	215,937	215,937	-	223,822	223,822	-	-	-	4,280	8,836	25,922	-	-	(168,784)
CORPORATE INSURANCE COMPANY	-	-	-	-	-	-	-	-	-	-	-	-	-	-	-
FIRST ASSURANCE COMPANY	-	-	-	-	-	-	-	-	-	-	-	-	-	-	-
GA LIFE ASSURANCE COMPANY	-	-	-	-	-	-	-	-	-	-	-	-	-	-	-
GEMINIA INSURANCE COMPANY	-	-	-	-	-	-	-	-	-	-	-	-	-	-	-
ICEA LION LIFE ASSURANCE	4,900,679	763,852	763,852	-	489,062	(403)	-	-	489,465	15,495	11,245	440,506	-	104,263	5,484,972
JUBILEE INSURANCE COMPANY	6,173,521	199,323	199,323	-	471,807	-	-	-	471,807	2,758	18,843	349,356	4,936	-	6,223,856
KENINDIA ASSURANCE COMPANY	-	165,176	165,176	-	1,765	1,765	-	-	-	3,304	-	7,427	-	-	167,534
KENYA ORIENT LIFE ASSURANCE	-	-	-	-	-	-	-	-	-	-	-	-	-	-	-
LIBERTY LIFE ASSURANCE COMPANY	204,458	17,258	17,258	-	24,216	24,216	-	-	-	-	1,046	15,922	-	-	212,376
MADISON INSURANCE COMPANY	1,680,328	722,806	722,806	-	176,649	176,649	-	-	-	15,266	23,894	25,037	-	-	2,212,362
METROPOLITAN INSURANCE	-	-	-	-	-	-	-	-	-	-	-	-	-	-	-
OLD MUTUAL LIFE ASSURANCE	1,051	-	-	-	697	-	-	-	697	-	-	-	-	-	354
PIONEER ASSURANCE COMPANY	-	77,753	77,753	-	-	-	-	-	-	-	-	-	-	-	77,753
PRUDENTIAL LIFE ASSURANCE	-	-	-	-	-	-	-	-	-	-	-	-	-	-	-
SAHAM ASSURANCE	-	-	-	-	102	-	-	-	102	-	-	-	-	-	(102)
SANLAM LIFE ASSURANCE	4,817,555	789,172	789,172	-	631,513	631,513	-	-	-	16,471	55,037	694,753	30,668	-	5,567,792
TAKAFUL INSURANCE OF AFRICA	-	-	-	-	-	-	-	-	-	-	-	-	-	-	-
THE KENYAN ALLIANCE INSURANCE	549,965	234,822	234,822	-	105	105	-	-	-	-	21,462	41,298	-	-	804,518
THE MONARCH INSURANCE	-	-	-	-	-	-	-	-	-	-	-	-	-	-	-
UAP LIFE ASSURANCE COMPANY	1,442,208	-	-	-	106,810	-	-	-	106,810	-	-	-	-	-	1,335,398
TOTAL	19,596,060	3,459,342	3,459,342	-	2,393,337	1,168,382	-	-	1,224,955	57,574	143,372	1,705,580	37,457	104,263	22,024,981
REINSURERS															
CONTINENTAL REINSURANCE	-	-	-	-	-	-	-	-	-	-	-	-	-	-	-
EAST AFRICAN REINSURANCE	-	-	-	-	-	-	-	-	-	-	-	-	-	-	-
KENYA REINSURANCE CORPORATION	-	-	-	-	-	-	-	-	-	-	-	-	-	-	-
TOTAL	-	-	-	-	-	-	-	-	-	-	-	-	-	-	-

Amounts in Thousand Shillings

APPENDIX 7: SUMMARY OF GROUP LIFE BUSINESS REVENUE ACCOUNTS FOR THE PERIOD ENDED 30.09.2016

Company	Life Fund BF	Gross Premium	Net Premium	Other (Fee) Income	Total Benefits	Claims	Surrenders	Bonuses Paid	Annuities Paid	Net Commissions	Expense of Management	Investment Income	Investment Expenses	Transfer To (From) P & L	Life Fund CF
INSURERS															
APA LIFE ASSURANCE COMPANY	540,834	474,529	204,248	-	86,958	86,958	-	-	-	9,399	70,096	22,466	529	-	600,567
BARCLAYS LIFE	-	55,392	55,392	-	875	875	-	-	-	4,431	36,372	2,503	-	-	16,218
BRITAM LIFE ASSURANCE	1,676,108	631,108	382,616	-	247,782	247,782	-	-	-	16,563	89,548	2,090	7,153	-	1,699,768
CANNON ASSURANCE COMPANY	97,574	3,528	2,092	-	2,174	2,174	-	-	-	(179)	767	-	-	-	96,904
CAPEX LIFE ASSURANCE COMPANY	-	36,164	36,164	-	-	-	-	-	-	-	-	-	-	-	36,164
CIC LIFE ASSURANCE COMPANY	96,890	346,075	215,608	-	36,995	36,995	-	-	-	(3,858)	119,022	35,495	-	-	195,834
CORPORATE INSURANCE COMPANY	10,038	5,393	2,254	-	-	-	-	-	-	-	739	525	-	-	12,078
FIRST ASSURANCE COMPANY	300,538	84,928	20,863	-	9,272	9,272	-	-	-	(7,450)	7,088	18,645	-	-	331,137
GA LIFE ASSURANCE COMPANY	1,134	24,954	2,542	-	600	600	-	-	-	(11,802)	7,154	1,412	-	-	9,135
GEMINIA INSURANCE COMPANY	138,095	37,549	27,430	-	39,809	6,620	33,189	-	-	447	1,987	22,425	-	-	145,708
ICEA LION LIFE ASSURANCE	240,150	351,627	235,435	-	142,931	142,931	-	-	-	14,363	79,259	21,586	-	9,026	251,593
JUBILEE INSURANCE COMPANY	214,173	1,202,368	753,888	-	505,626	505,626	-	-	-	25,211	119,883	23,200	479	83,885	256,177
KENINDIA ASSURANCE COMPANY	86,607	55,959	34,027	-	14,209	14,209	-	-	-	9,116	1,447	4,067	-	22,500	77,429
KENYA ORIENT LIFE ASSURANCE	3,540	32,175	15,239	-	1,118	1,118	-	-	-	(1,660)	14,958	8,467	-	-	12,830
LIBERTY LIFE ASSURANCE COMPANY	405,446	339,411	191,569	-	181,065	181,065	-	-	-	10,078	96,079	61,308	-	-	371,101
MADISON INSURANCE COMPANY	(81,692)	46,190	6,706	-	104,133	104,133	-	-	-	1,238	12,168	1,612	-	-	(190,913)
METROPOLITAN INSURANCE	229,342	202,429	136,673	(112,331)	39,470	39,470	-	-	-	14,198	76,528	33,253	-	(24,225)	180,965
OLD MUTUAL LIFE ASSURANCE	160,999	180,814	89,466	-	86,018	86,018	-	-	-	10,620	88,281	40,358	458	29,393	76,053
PIONEER ASSURANCE COMPANY	1,396,187	1,744,467	1,290,132	-	2,133,702	2,133,702	-	-	-	44,371	84,698	64,694	-	-	488,242
PRUDENTIAL LIFE ASSURANCE	(10,771)	6,179	1,567	-	-	-	-	-	-	56	12,959	1,059	-	-	(21,159)
SAHAM ASSURANCE	27,174	56,372	2,865	-	14,798	14,798	-	-	-	(2,158)	3,031	4,651	-	-	19,019
SANLAM LIFE ASSURANCE	1,110,442	250,271	135,826	-	119,235	119,235	-	-	-	34,714	19,985	43,144	-	-	1,115,478
TAKAFUL INSURANCE OF AFRICA	-	41,495	41,495	-	-	-	-	-	-	1,056	-	-	-	-	40,439
THE KENYAN ALLIANCE INSURANCE	203,563	150,383	48,649	-	(4,101)	(4,101)	-	-	-	(15,981)	13,745	26,448	-	-	284,997
THE MONARCH INSURANCE	30,341	7,022	2,221	-	4,361	4,361	-	-	-	870	20,931	5,938	-	-	12,338
UAP LIFE ASSURANCE COMPANY	2,110,282	735,772	465,048	-	305,687	305,687	-	-	-	7,390	134,006	221,313	(21,820)	-	2,371,379
TOTAL	8,986,994	7,102,554	4,400,015	-112,331	4,072,717	4,039,528	33,189	-	-	161,033	1,110,731	666,659	- 13,201	120,579	8,489,481
REINSURERS															
CONTINENTAL REINSURANCE	64,643	51,803	44,033	-	6,533	6,533	-	-	-	9,669	9,907	42,436	852	-	124,151
EAST AFRICAN REINSURANCE	-	646,877	538,472	-	294,888	294,888	-	-	-	142,456	50,693	-	-	-	50,436
KENYA REINSURANCE CORPORATION	5,344,502	762,814	726,541	-	369,706	369,706	-	-	-	259,231	135,025	385,358	-	-	5,692,440
TOTAL	5,409,145	1,461,494	1,309,046	-	671,127	671,127	-	-	-	411,356	195,625	427,794	852	-	5,867,027

Amounts in Thousand Shillings

APPENDIX 8: SUMMARY OF GROUP CREDIT BUSINESS REVENUE ACCOUNTS FOR THE PERIOD ENDED 30.09.2016

Company	Life Fund BF	Gross Premium	Net Premium	Other (Fee) Income	Total Benefits	Claims	Surrenders	Bonuses Paid	Annuities Paid	Net Commissions	Expense of Management	Investment Income	Investment Expenses	Transfer To (From) P & L	Life Fund CF
INSURERS															
APA LIFE ASSURANCE COMPANY	-	49,145	27,757	-	11,672	11,672	-	-	-	2,904	3,382	8,294	265	-	17,828
BARCLAYS LIFE	-	593,210	593,210	-	140,396	140,396	-	-	-	215,370	38,463	26,809	-	-	225,790
BRITAM LIFE ASSURANCE	-	809,318	804,532	-	370,164	370,164	-	-	-	69,502	258,475	7,333	-	-	113,724
CANNON ASSURANCE COMPANY	-	8,969	4,524	-	-	-	-	-	-	(66)	1,949	-	-	-	2,641
CAPEX LIFE ASSURANCE COMPANY	-	-	-	-	-	-	-	-	-	-	-	-	-	-	-
CIC LIFE ASSURANCE COMPANY	784,003	1,624,281	1,029,536	-	871,695	871,695	-	-	-	(18,105)	558,625	166,593	-	-	567,918
CORPORATE INSURANCE COMPANY	-	-	-	-	-	-	-	-	-	-	-	-	-	-	-
FIRST ASSURANCE COMPANY	6,601	9,290	1,374	-	-	-	-	-	-	(854)	972	2,304	-	-	10,161
GA LIFE ASSURANCE COMPANY	47	3,498	356	-	-	-	-	-	-	(1,592)	1,003	198	-	-	1,190
GEMINIA INSURANCE COMPANY	-	-	-	-	-	-	-	-	-	-	-	-	-	-	-
ICEA LION LIFE ASSURANCE	139,873	163,338	151,368	-	55,600	55,600	-	-	-	14,244	76,396	12,155	-	5,399	151,758
JUBILEE INSURANCE COMPANY	-	-	-	-	-	-	-	-	-	-	-	-	-	-	-
KENINDIA ASSURANCE COMPANY	-	-	-	-	-	-	-	-	-	-	-	-	-	-	-
KENYA ORIENT LIFE ASSURANCE	278,479	146,293	122,879	-	43,654	43,654	-	-	-	5,850	68,008	31,173	-	-	315,018
LIBERTY LIFE ASSURANCE COMPANY	-	261,176	175,991	-	80,652	80,652	-	-	-	15,004	-	-	-	-	80,335
MADISON INSURANCE COMPANY	136,757	43,493	43,493	-	-	-	-	-	-	-	36,994	-	-	-	143,257
METROPOLITAN INSURANCE	102,904	15,103	15,103	-	11,840	11,840	-	-	-	1,859	1,297	564	-	-	103,576
OLD MUTUAL LIFE ASSURANCE	-	-	-	-	-	-	-	-	-	-	-	-	-	-	-
PIONEER ASSURANCE COMPANY	-	258,639	258,639	-	-	-	-	-	-	-	-	-	-	-	258,639
PRUDENTIAL LIFE ASSURANCE	-	4,137	2,069	-	-	-	-	-	-	1,026	8,677	709	-	-	(6,925)
SAHAM ASSURANCE	405	560	560	-	-	-	-	-	-	16	592	-	-	-	357
SANLAM LIFE ASSURANCE	1,389,695	436,707	419,937	-	431,643	431,643	-	-	-	14,836	35,052	76,700	-	-	1,404,801
TAKAFUL INSURANCE OF AFRICA	-	3,572	3,572	-	-	-	-	-	-	-	-	-	-	-	3,572
THE KENYAN ALLIANCE INSURANCE	821	-	-	-	-	-	-	-	-	89	-	-	-	-	732
THE MONARCH INSURANCE	-	-	-	-	-	-	-	-	-	-	-	-	-	-	-
UAP LIFE ASSURANCE COMPANY	-	-	-	-	-	-	-	-	-	-	-	-	-	-	-
TOTAL	2,839,585	4,430,729	3,654,900	-	2,017,316	2,017,316	-	-	-	320,083	1,089,885	332,832	265	5,399	3,394,372
REINSURERS															
CONTINENTAL REINSURANCE	-	-	-	-	-	-	-	-	-	-	-	-	-	-	-
EAST AFRICAN REINSURANCE	-	-	-	-	-	-	-	-	-	-	-	-	-	-	-
KENYA REINSURANCE CORPORATION	-	-	-	-	-	-	-	-	-	-	-	-	-	-	-
TOTAL	-	-	-	-	-	-	-	-	-	-	-	-	-	-	-

Amounts in Thousand Shillings

APPENDIX 9: SUMMARY OF INVESTMENTS BUSINESS REVENUE ACCOUNTS FOR THE PERIOD ENDED 30.09.2016

Company	Life Fund BF	Gross Premium	Net Premium	Other (Fee) Income	Total Benefits	Claims	Surrenders	Bonuses Paid	Annuities Paid	Net Commissions	Expense of Management	Investment Income	Investment Expenses	Transfer To (From) P & L	Life Fund CF
INSURERS															
APA LIFE ASSURANCE COMPANY	-	-	-	-	-	-	-	-	-	-	-	-	-	-	-
BARCLAYS LIFE	-	-	-	-	-	-	-	-	-	-	-	-	-	-	-
BRITAM LIFE ASSURANCE	-	531,731	531,731	-	-	-	-	-	-	-	-	-	-	-	531,731
CANNON ASSURANCE COMPANY	-	-	-	-	-	-	-	-	-	-	-	-	-	-	-
CAPEX LIFE ASSURANCE COMPANY	-	-	-	-	-	-	-	-	-	-	-	-	-	-	-
CIC LIFE ASSURANCE COMPANY	-	-	-	-	-	-	-	-	-	-	-	-	-	-	-
CORPORATE INSURANCE COMPANY	-	-	-	-	-	-	-	-	-	-	-	-	-	-	-
FIRST ASSURANCE COMPANY	-	-	-	-	-	-	-	-	-	-	-	-	-	-	-
GA LIFE ASSURANCE COMPANY	-	-	-	-	-	-	-	-	-	-	-	-	-	-	-
GEMINIA INSURANCE COMPANY	-	-	-	-	-	-	-	-	-	-	-	-	-	-	-
ICEA LION LIFE ASSURANCE	427,732	39,563	39,563	-	59,834	-	59,834	-	-	-	-	6,209	-	6,209	407,462
JUBILEE INSURANCE COMPANY	-	-	-	-	-	-	-	-	-	-	-	-	-	-	-
KENINDIA ASSURANCE COMPANY	-	-	-	-	-	-	-	-	-	-	-	-	-	-	-
KENYA ORIENT LIFE ASSURANCE	-	-	-	-	-	-	-	-	-	-	-	-	-	-	-
LIBERTY LIFE ASSURANCE COMPANY	3,026,231	1,369,419	1,369,419	-	785,908	785,908	-	-	-	114,651	398,057	601,659	-	-	3,698,693
MADISON INSURANCE COMPANY	356,933	26,606	26,606	-	-	-	-	-	-	7	2,119	1,472	-	-	382,885
METROPOLITAN INSURANCE	23,658	13,894	13,894	109,542	25,283	6,426	18,857	-	-	-	49,289	21,417	-	-	93,939
OLD MUTUAL LIFE ASSURANCE	6,080,391	814,702	814,702	-	1,207,140	17,658	1,189,482	-	-	-	-	251,549	40,787	28,727	5,869,987
PIONEER ASSURANCE COMPANY	-	98,303	98,303	-	-	-	-	-	-	-	-	-	-	-	98,303
PRUDENTIAL LIFE ASSURANCE	-	-	-	-	-	-	-	-	-	-	-	-	-	-	-
SAHAM ASSURANCE	-	-	-	-	-	-	-	-	-	-	-	-	-	-	-
SANLAM LIFE ASSURANCE	7,379,791	793,989	793,989	-	1,172,740	1,172,740	-	-	-	59,812	190,025	734,463	42,142	-	7,443,524
TAKAFUL INSURANCE OF AFRICA	-	-	-	-	-	-	-	-	-	-	-	-	-	-	-
THE KENYAN ALLIANCE INSURANCE	(868)	276	276	-	642	642	-	-	-	-	25	49	-	-	(1,211)
THE MONARCH INSURANCE	-	-	-	-	-	-	-	-	-	-	-	-	-	-	-
UAP LIFE ASSURANCE COMPANY	936,163	72,077	72,077	-	149,978	60,046	89,932	-	-	-	-	11,192	21,820	-	847,634
TOTAL	18,230,031	3,760,560	3,760,560	109,542	3,401,525	2,043,420	1,358,105	-	-	174,470	639,515	1,628,010	104,749	34,936	19,372,947
REINSURERS															
CONTINENTAL REINSURANCE	-	-	-	-	-	-	-	-	-	-	-	-	-	-	-
EAST AFRICAN REINSURANCE	-	736	736	-	-	-	-	-	-	-	-	-	-	-	736
KENYA REINSURANCE CORPORATION	-	-	-	-	-	-	-	-	-	-	-	-	-	-	-
TOTAL	-	736	736	-	-	-	-	-	-	-	-	-	-	-	736

Amounts in Thousand Shillings

APPENDIX 10: SUMMARY OF PERMANENT HEALTH BUSINESS REVENUE ACCOUNTS FOR THE PERIOD ENDED 30.09.2016															
Company	Life Fund BF	Gross Premium	Net Premium	Other (Fee) Income	Total Benefits	Claims	Surrenders	Bonuses Paid	Annuities Paid	Net Commissions	Expense of Management	Investment Income	Investment Expenses	Transfer To (From) P & L	Life Fund CF
INSURERS															
APA LIFE ASSURANCE COMPANY	-	-	-	-	-	-	-	-	-	-	-	-	-	-	-
BARCLAYS LIFE	-	-	-	-	-	-	-	-	-	-	-	-	-	-	-
BRITAM LIFE ASSURANCE	-	-	-	-	-	-	-	-	-	-	-	-	-	-	-
CANNON ASSURANCE COMPANY	-	-	-	-	-	-	-	-	-	-	-	-	-	-	-
CAPEX LIFE ASSURANCE COMPANY	-	-	-	-	-	-	-	-	-	-	-	-	-	-	-
CIC LIFE ASSURANCE COMPANY	-	-	-	-	-	-	-	-	-	-	-	-	-	-	-
CORPORATE INSURANCE COMPANY	-	-	-	-	-	-	-	-	-	-	-	-	-	-	-
FIRST ASSURANCE COMPANY	-	-	-	-	-	-	-	-	-	-	-	-	-	-	-
GA LIFE ASSURANCE COMPANY	-	-	-	-	-	-	-	-	-	-	-	-	-	-	-
GEMINIA INSURANCE COMPANY	-	-	-	-	-	-	-	-	-	-	-	-	-	-	-
ICEA LION LIFE ASSURANCE	18,775	-	-	-	-	-	-	-	-	-	-	1,688	-	143	20,321
JUBILEE INSURANCE COMPANY	-	-	-	-	-	-	-	-	-	-	-	-	-	-	-
KENINDIA ASSURANCE COMPANY	-	-	-	-	-	-	-	-	-	-	-	-	-	-	-
KENYA ORIENT LIFE ASSURANCE	-	-	-	-	-	-	-	-	-	-	-	-	-	-	-
LIBERTY LIFE ASSURANCE COMPANY	-	-	-	-	-	-	-	-	-	-	-	-	-	-	-
MADISON INSURANCE COMPANY	-	-	-	-	-	-	-	-	-	-	-	-	-	-	-
METROPOLITAN INSURANCE	-	-	-	-	-	-	-	-	-	-	-	-	-	-	-
OLD MUTUAL LIFE ASSURANCE	-	-	-	-	-	-	-	-	-	-	-	-	-	-	-
PIONEER ASSURANCE COMPANY	-	-	-	-	-	-	-	-	-	-	-	-	-	-	-
PRUDENTIAL LIFE ASSURANCE	-	-	-	-	-	-	-	-	-	-	-	-	-	-	-
SAHAM ASSURANCE	-	-	-	-	-	-	-	-	-	-	-	-	-	-	-
SANLAM LIFE ASSURANCE	-	-	-	-	-	-	-	-	-	-	-	-	-	-	-
TAKAFUL INSURANCE OF AFRICA	-	-	-	-	-	-	-	-	-	-	-	-	-	-	-
THE KENYAN ALLIANCE INSURANCE	-	-	-	-	-	-	-	-	-	-	-	-	-	-	-
THE MONARCH INSURANCE	-	-	-	-	-	-	-	-	-	-	-	-	-	-	-
UAP LIFE ASSURANCE COMPANY	-	-	-	-	-	-	-	-	-	-	-	-	-	-	-
TOTAL	18,775	-	-	-	-	-	-	-	-	-	-	1,688	-	143	20,321
REINSURERS															
CONTINENTAL REINSURANCE	-	-	-	-	-	-	-	-	-	-	-	-	-	-	-
EAST AFRICAN REINSURANCE	-	-	-	-	-	-	-	-	-	-	-	-	-	-	-
KENYA REINSURANCE CORPORATION	-	-	-	-	-	-	-	-	-	-	-	-	-	-	-
TOTAL	-	-	-	-	-	-	-	-	-	-	-	-	-	-	-

Amounts in Thousand Shillings

APPENDIX 11: SUMMARY OF PENSIONS BUSINESS REVENUE ACCOUNTS FOR THE PERIOD ENDED 30.09.2016															
Company	Life Fund BF	Gross Premium	Net Premium	Other (Fee) Income	Total Benefits	Claims	Surrenders	Bonuses Paid	Annuities Paid	Net Commissions	Expense of Management	Investment Income	Investment Expenses	Transfer To (From) P & L	Life Fund CF
INSURERS															
APA LIFE ASSURANCE COMPANY	2,248,279	319,622	319,622	-	265,519	-	265,519	-	-	3,754	13,837	175,943	6,092	-	2,454,642
BARCLAYS LIFE	-	-	-	-	-	-	-	-	-	-	-	-	-	-	-
BRITAM LIFE ASSURANCE	14,964,028	4,835,275	4,835,275	-	1,541,109	1,541,109	-	-	-	103,611	121,048	1,293,771	18,924	-	19,308,382
CANNON ASSURANCE COMPANY	4,356	-	-	-	926	926	-	-	-	-	-	1,205	-	-	4,635
CAPEX LIFE ASSURANCE COMPANY	-	-	-	-	-	-	-	-	-	-	-	-	-	-	-
CIC LIFE ASSURANCE COMPANY	(26,743)	219,246	219,246	-	-	-	-	-	-	(1,599)	9,753	-	-	-	184,350
CORPORATE INSURANCE COMPANY	6,445	-	-	-	-	-	-	-	-	-	-	-	-	-	6,445
FIRST ASSURANCE COMPANY	-	-	-	-	-	-	-	-	-	-	-	-	-	-	-
GA LIFE ASSURANCE COMPANY	2,316,107	1,246,971	1,246,971	-	166,693	166,693	-	-	-	1,534	12,616	257,953	-	-	3,640,188
GEMINIA INSURANCE COMPANY	-	-	-	-	-	-	-	-	-	-	-	-	-	-	-
ICEA LION LIFE ASSURANCE	30,417,618	4,281,066	4,281,066	-	3,188,766	3,188,766	-	-	-	41,940	165,605	2,375,311	-	116,160	33,561,524
JUBILEE INSURANCE COMPANY	30,162,584	4,221,523	4,221,523	-	2,856,536	-	2,856,536	-	-	43,365	152,459	1,854,759	27,002	470,576	32,688,926
KENINDIA ASSURANCE COMPANY	16,990,526	1,618,986	1,618,986	-	1,995,381	1,995,381	-	-	-	19,737	56,444	1,456,967	-	-	17,994,918
KENYA ORIENT LIFE ASSURANCE	-	-	-	-	-	-	-	-	-	-	-	-	-	-	-
LIBERTY LIFE ASSURANCE COMPANY	11,504,349	958,326	958,326	-	2,277,286	2,277,286	-	-	-	8,155	255,932	757,533	-	-	10,678,835
MADISON INSURANCE COMPANY	2,919,741	206,913	206,913	-	-	-	-	-	-	2,427	12,876	45,318	-	-	3,156,668
METROPOLITAN INSURANCE	-	-	-	-	-	-	-	-	-	-	-	-	-	-	-
OLD MUTUAL LIFE ASSURANCE	7,202	-	-	-	-	-	-	-	-	-	-	903	169	(79)	8,015
PIONEER ASSURANCE COMPANY	81,665	39,052	39,052	-	-	-	-	-	-	-	-	-	-	-	120,717
PRUDENTIAL LIFE ASSURANCE	-	-	-	-	-	-	-	-	-	-	-	-	-	-	-
SAHAM ASSURANCE	743,400	109,712	109,712	-	88,710	88,710	-	-	-	2	18,917	38,943	-	-	784,426
SANLAM LIFE ASSURANCE	1,892,496	200,173	200,173	-	295,587	295,587	-	-	-	837	16,331	178,835	8,016	-	1,950,732
TAKAFUL INSURANCE OF AFRICA	-	-	-	-	-	-	-	-	-	-	-	-	-	-	-
THE KENYAN ALLIANCE INSURANCE	427,609	170,254	170,254	-	107,069	107,069	-	-	-	3,899	15,676	30,162	-	-	501,381
THE MONARCH INSURANCE	-	-	-	-	-	-	-	-	-	-	1,666	1,026	-	-	(640)
UAP LIFE ASSURANCE COMPANY	4,248,722	760,251	760,251	-	357,031	357,031	-	-	-	-	-	197,059	8,148	-	4,840,853
TOTAL	118,908,384	19,187,370	19,187,370	-	13,140,613	10,018,558	3,122,055	-	-	227,662	853,160	8,665,688	68,351	586,657	131,884,997
REINSURERS															
CONTINENTAL REINSURANCE	-	-	-	-	-	-	-	-	-	-	-	-	-	-	-
EAST AFRICAN REINSURANCE	-	-	-	-	-	-	-	-	-	-	-	-	-	-	-
KENYA REINSURANCE CORPORATION	-	-	-	-	-	-	-	-	-	-	-	-	-	-	-
TOTAL	-	-	-	-	-	-	-	-	-	-	-	-	-	-	-

Amounts in Thousand Shillings

APPENDIX 12: SUMMARY OF COMBINED LONG TERM BUSINESS REVENUE ACCOUNTS FOR THE PERIOD ENDED 30.09.2016															
Company	Life Fund BF	Gross Premium	Net Premium	Other (Fee) Income	Total Benefits	Claims	Surrenders	Bonuses Paid	Annuities Paid	Net Commissions	Expense of Management	Investment Income	Investment Expenses	Transfer To (From) P & L	Life Fund CF
INSURERS															
APA LIFE ASSURANCE COMPANY	2,986,035	905,441	613,593	-	425,000	114,122	265,519	-	45,359	31,636	148,592	265,381	9,342	-	3,250,440
BARCLAYS LIFE	-	731,842	731,842	-	141,947	141,947	-	-	-	236,877	223,582	41,440	-	-	170,877
BRITAM LIFE ASSURANCE	40,448,328	12,003,479	11,703,813	-	4,745,603	2,973,102	755,769	906,017	110,715	1,484,064	2,006,951	2,002,848	36,104	-	45,882,270
CANNON ASSURANCE COMPANY	1,001,906	89,192	82,566	-	209,600	209,600	-	-	-	5,203	65,484	44,998	-	-	849,183
CAPEX LIFE ASSURANCE COMPANY	94,252	42,623	42,623	-	3,406	3,406	-	-	-	1,406	30,331	3,204	-	-	104,935
CIC LIFE ASSURANCE COMPANY	1,039,811	2,968,930	2,240,280	-	1,355,945	1,355,945	-	-	-	131,714	771,201	252,651	-	-	1,273,884
CORPORATE INSURANCE COMPANY	563,018	235,122	231,187	-	122,167	122,167	-	-	-	57,429	32,196	53,871	-	-	636,285
FIRST ASSURANCE COMPANY	307,139	94,218	22,237	-	9,272	9,272	-	-	-	(8,304)	8,060	20,949	-	-	341,298
GA LIFE ASSURANCE COMPANY	2,317,288	1,275,423	1,249,869	-	167,293	167,293	-	-	-	(11,860)	20,773	259,563	-	-	3,650,513
GEMINIA INSURANCE COMPANY	424,637	62,634	51,996	-	45,522	7,969	37,553	-	-	5,002	3,314	37,375	-	-	460,171
ICEA LION LIFE ASSURANCE	41,705,634	7,073,339	6,931,562	-	4,344,908	3,795,609	59,834	-	489,465	381,674	717,567	3,340,705	-	290,400	46,243,356
JUBILEE INSURANCE COMPANY	40,604,075	7,743,390	7,290,966	-	4,513,814	1,007,125	3,034,882	-	471,807	645,441	651,692	2,548,520	35,223	554,461	44,042,927
KENINDIA ASSURANCE COMPANY	21,944,132	2,503,953	2,482,021	-	2,330,074	2,330,074	-	-	-	89,763	197,455	1,987,552	-	45,000	23,751,414
KENYA ORIENT LIFE ASSURANCE	283,345	223,712	183,309	-	44,965	44,965	-	-	-	14,355	103,999	48,298	-	-	351,633
LIBERTY LIFE ASSURANCE COMPANY	21,451,254	3,247,207	3,009,827	-	3,599,091	3,599,091	-	-	-	174,565	922,314	1,712,438	-	-	21,477,548
MADISON INSURANCE COMPANY	7,538,505	1,731,933	1,692,449	-	500,722	500,722	-	-	-	114,330	429,900	142,729	-	-	8,328,731
METROPOLITAN INSURANCE	590,534	247,278	181,408	(2,789)	76,593	57,736	18,857	-	-	16,980	129,708	56,361	-	(40,375)	642,608
OLD MUTUAL LIFE ASSURANCE	10,227,216	1,497,825	1,366,524	306,969	1,646,476	410,773	1,235,006	-	697	166,572	760,566	566,252	68,264	(427,018)	10,252,099
PIONEER ASSURANCE COMPANY	2,022,850	2,658,941	2,204,582	-	2,337,563	2,337,563	-	-	-	44,372	289,709	81,439	-	-	1,637,227
PRUDENTIAL LIFE ASSURANCE	(384,520)	116,420	109,733	-	65,708	62,997	2,711	-	-	37,026	241,348	19,724	-	-	(599,145)
SAHAM ASSURANCE	968,807	198,309	142,913	-	122,494	120,672	1,720	-	102	3,660	54,047	97,459	-	-	1,028,977
SANLAM LIFE ASSURANCE	18,448,300	3,552,304	3,398,150	-	2,886,253	2,813,709	72,544	-	-	476,564	539,503	1,967,231	88,919	-	19,822,441
TAKAFUL INSURANCE OF AFRICA	-	45,067	45,067	-	-	-	-	-	-	1,056	-	-	-	-	44,011
THE KENYAN ALLIANCE INSURANCE	1,196,883	567,847	466,113	-	103,976	103,976	-	-	-	(10,604)	51,901	99,867	-	-	1,617,590
THE MONARCH INSURANCE	37,926	22,005	17,166	-	4,361	4,361	-	-	-	1,893	35,592	7,331	-	-	20,577
UAP LIFE ASSURANCE COMPANY	8,823,936	1,852,492	1,581,768	-	975,196	761,712	105,831	843	106,810	54,172	394,135	485,626	-	-	9,467,826
TOTAL	224,641,291	51,690,926	48,073,564	304,180	30,777,949	23,055,908	5,590,226	906,860	1,224,955	4,144,986	8,829,920	16,143,812	237,852	422,468	244,749,676
REINSURERS															
CONTINENTAL REINSURANCE	65,660	52,855	44,927	-	5,391	5,391	-	-	-	9,900	10,109	43,302	869	-	127,620
EAST AFRICAN REINSURANCE	-	691,956	578,664	-	303,426	303,426	-	-	-	148,494	52,805	-	-	-	73,939
KENYA REINSURANCE CORPORATION	6,539,815	847,571	807,693	-	410,784	410,784	-	-	-	287,985	150,028	428,176	-	-	6,926,888
TOTAL	6,605,475	1,592,382	1,431,284	-	719,601	719,601	-	-	-	446,379	212,942	471,478	869	-	7,128,447

Amounts in Thousand Shillings

APPENDIX 13: SUMMARY OF GROSS PREMIUM INCOME UNDER GENERAL INSURANCE BUSINESS FOR THE PERIOD ENDED 30.09.2016																
Company	Aviation	Engineering	Fire Domestic	Fire Industrial	Liability	Marine	Motor Private	Motor Commercial	Motor Commercial PSV	Personal Accident	Theft	Workmens' Compensation	Medical	Miscellaneous	Total	Market Share (%)
INSURERS																
AAR INSURANCE KENYA	-	-	5,676	-	988	22	-	-	-	19,444	759	21,465	3,291,074	4,083	3,343,512	3.98
AFRICAN MERCHANT ASSURANCE	-	158,604	9,208	283,013	18,684	7,089	652,922	609,632	-	217,288	32,488	125,611	-	64,588	2,179,128	1.81
AIG INSURANCE COMPANY	9,238	41,987	76,032	625,812	539,614	24,941	807,761	260,439	-	289,413	334,342	54,849	-	1,017	3,065,445	3.65
ALLIANZ INSURANCE COMPANY	-	7,983	94	15,550	188	-	892	215	-	15,550	3	21	-	2,134	27,080	0.01
APA INSURANCE COMPANY	9,186	178,329	56,467	530,530	107,803	173,041	1,219,629	1,566,186	-	80,634	131,417	547,939	2,372,788	228,571	7,202,521	7.96
BRITAM GENERAL INSURANCE	-	191,253	87,947	320,294	80,826	265,319	853,327	1,018,175	-	421,273	161,126	188,665	1,627,226	22,259	5,237,690	5.53
CANNON ASSURANCE COMPANY	-	118,926	14,691	85,673	16,074	23,634	448,699	401,216	-	58,968	38,790	108,484	-	72,684	1,387,839	1.23
CIC GENERAL INSURANCE COMPANY	-	183,171	78,420	422,012	232,958	90,916	1,534,166	1,948,557	-	204,198	362,827	202,002	1,170,221	193,355	6,622,802	6.46
CORPORATE INSURANCE COMPANY	-	14,588	8,483	30,796	4,747	38,235	67,499	40,563	-	341	5,637	20,783	-	12,489	244,162	0.26
DIRECTLINE ASSURANCE COMPANY	-	-	-	-	-	-	65,770	19,683	2,272,208	-	-	-	-	-	2,357,662	
FIDELITY SHIELD INSURANCE	60	51,238	24,660	164,578	12,339	65,991	301,509	431,678	16,230	30,865	95,535	150,473	-	35,005	1,380,159	2.36
FIRST ASSURANCE COMPANY	1,293	286,391	39,988	406,090	82,360	72,762	438,167	461,663	-	105,152	92,775	134,537	1,064,861	106,837	3,292,877	1.54
GA INSURANCE COMPANY	36,010	214,068	76,156	805,099	65,336	180,042	408,216	435,948	63,502	61,046	269,259	423,738	775,175	127,954	3,941,552	3.51
GEMINIA INSURANCE COMPANY	-	62,318	36,106	184,556	15,678	107,560	423,412	426,742	-	38,860	112,552	209,825	-	39,910	1,657,519	4.70
HERITAGE INSURANCE COMPANY	6,462	91,679	87,817	498,501	177,021	52,198	565,673	485,410	24,069	270,752	96,162	317,066	1,548,897	151,869	4,373,575	1.66
ICEA LION GENERAL INSURANCE	699,587	124,617	111,562	825,773	134,359	183,916	1,153,853	624,408	-	229,933	213,135	365,162	385,508	45,698	5,097,512	4.50
INTRA-AFRICA ASSURANCE	-	46,237	19,626	78,378	4,852	51,394	207,601	143,787	-	18,932	43,702	119,538	-	32,591	766,639	5.82
INVESCO ASSURANCE COMPANY	-	312	313	240	53	776	128,679	67,491	1,525,408	1,229	152	407	-	-	1,725,059	0.82
JUBILEE INSURANCE COMPANY	76,862	390,179	53,352	627,575	254,846	91,809	1,039,655	600,125	-	495,938	149,429	101,868	6,239,581	65,946	10,187,164	1.80
KENINDIA ASSURANCE COMPANY	-	144,437	42,415	688,680	46,282	197,593	252,439	446,583	-	37,424	218,235	367,673	80,283	19,640	2,541,683	11.39
KENYA ORIENT INSURANCE	-	29,207	19,407	79,789	38,449	14,909	792,696	876,936	19,688	12,623	91,813	63,227	-	37,265	2,076,008	3.16
MADISON INSURANCE COMPANY	-	47,708	31,876	58,914	131,554	2,632	461,147	876,484	-	18,933	22,631	34,979	703,314	106,233	2,496,405	2.24
MAYFAIR INSURANCE COMPANY	16,037	155,611	42,491	426,144	18,153	127,161	213,738	194,319	-	32,473	98,457	307,561	-	82,343	1,714,487	2.21
OCCIDENTAL INSURANCE COMPANY	-	81,591	41,391	250,217	8,928	123,504	267,730	350,246	-	34,594	116,283	246,418	-	19,722	1,540,623	1.96
PACIS INSURANCE COMPANY	-	12,425	12,207	69,428	14,390	1,531	254,525	257,573	-	59,720	32,285	57,629	85,277	2,242	859,232	1.71
PHOENIX OF EAST AFRICA	87,931	14,890	5,355	63,993	24,083	4,829	65,744	31,596	-	3,768	4,358	14,880	-	15,462	336,890	0.97
PIONEER INSURANCE COMPANY	-	-	-	-	-	-	-	-	-	-	-	-	-	-	-	0.39
RESOLUTION INSURANCE COMPANY	-	-	1,312	5,972	32,904	-	42,713	23,819	265	42,292	3,955	40,288	2,564,108	31,032	2,788,660	3.16
SAHAM INSURANCE COMPANY	-	173,468	8,110	157,470	17,277	7,724	136,452	114,873	-	6,031	13,767	68,020	205,066	263,349	1,171,607	1.06
SANLAM INSURANCE COMPANY	-	10,479	4,821	18,097	28,068	4,994	193,996	143,164	42,820	11,524	5,427	14,855	171,101	21,179	670,527	0.64
TAKAFUL INSURANCE OF AFRICA	-	13,352	6,838	18,854	9,768	7,160	143,223	212,367	-	22,702	43,185	32,908	231,709	1,938	744,004	0.82
TAUSI ASSURANCE COMPANY	-	39,498	34,341	179,660	11,333	82,425	124,287	71,081	-	11,167	98,353	121,707	-	28,432	802,284	0.89
THE KENYAN ALLIANCE INSURANCE	-	8,378	34,030	51,997	4,217	13,425	377,165	264,769	-	30,162	32,777	37,222	-	1,173	855,312	0.79
THE MONARCH INSURANCE	-	19,009	1,951	43,079	4,207	2,034	313,052	210,564	-	58,822	6,459	38,179	-	67,272	764,628	0.69
TRIDENT INSURANCE COMPANY	30,544	23,091	6,585	133,738	6,303	16,095	144,602	155,756	14,776	19,006	38,551	51,051	151,053	27,352	818,501	0.87
UAP INSURANCE COMPANY	-	196,397	94,142	543,616	109,008	64,848	1,002,325	963,018	-	87,787	298,524	246,827	4,000,223	139,566	7,746,282	8.34
XPLICO INSURANCE COMPANY	2,274	7,576	267	1,489	1,654	3,413	496,904	184,107	-	(14,604)	1,861	5,183	309,664	55,166	1,054,956	1.12
TOTAL	975,484	3,138,997	1,174,137	8,695,607	2,255,304	2,103,922	15,600,168	14,919,173	3,978,966	3,018,690	3,267,011	4,841,040	26,977,129	2,126,356	93,071,986	100
REINSURERS																
CONTINENTAL REINSURANCE	13,220	40,222	-	540,607	13,330	28,902	-	64,318	-	6,524	-	581	284,193	127,989	1,119,885	10.20
EAST AFRICAN REINSURANCE	(1,404)	185,668	-	1,011,985	10,848	162,668	-	252,728	-	7,176	-	36	293,806	268,065	2,191,575	19.95
KENYA REINSURANCE CORPORATION	11,663	438,231	2,436	2,583,272	76,552	323,759	14,957	441,206	-	313,004	356,250	479	2,416,667	694,528	7,673,004	69.85
TOTAL	23,479	664,121	2,436	4,135,864	100,730	515,329	14,957	758,252	-	326,704	356,250	1,096	2,994,666	1,090,582	10,984,464	100.00

Amounts in Thousand Shillings

APPENDIX 14: SUMMARY OF GENERAL INSURANCE BUSINESS MARKET SHARE (GROSS PREMIUM INCOME) PER CLASS FOR THE PERIOD ENDED 30.09.2016															
Company	Aviation	Engineering	Fire Domestic	Fire Industrial	Liability	Marine	Motor Private	Motor Commercial	Motor Commercial PSV	Personal Accident	Theft	Workmens' Compensation	Medical	Miscellaneous	Total
INSURERS															
JUBILEE INSURANCE COMPANY	7.88	12.43	4.54	7.22	11.30	4.36	6.66	4.02	-	16.43	4.57	2.10	23.13	3.10	10.95
UAP INSURANCE COMPANY	-	6.26	8.02	6.25	4.83	3.08	6.43	6.45	-	2.91	9.14	5.10	14.83	6.56	8.32
APA INSURANCE COMPANY	0.94	5.68	4.81	6.10	4.78	8.22	7.82	10.50	-	2.67	4.02	11.32	8.80	10.75	7.74
CIC GENERAL INSURANCE COMPANY	-	5.84	6.68	4.85	10.33	4.32	9.83	13.06	-	6.76	11.11	4.17	4.34	9.09	7.12
BRITAM GENERAL INSURANCE	-	6.09	7.49	3.68	3.58	12.61	5.47	6.82	-	13.96	4.93	3.90	6.03	1.05	5.63
ICEA LION GENERAL INSURANCE	71.72	3.97	9.50	9.50	5.96	8.74	7.40	4.19	-	7.62	6.52	7.54	1.43	2.15	5.48
HERITAGE INSURANCE COMPANY	0.66	2.92	7.48	5.73	7.85	2.48	3.63	3.25	0.60	8.97	2.94	6.55	5.74	7.14	4.70
GA INSURANCE COMPANY	3.69	6.82	6.49	9.26	2.90	8.56	2.62	2.92	1.60	2.02	8.24	8.75	2.87	6.02	4.23
AAR INSURANCE KENYA	-	-	0.48	-	0.04	0.00	-	-	-	0.64	0.02	0.44	12.20	0.19	3.59
FIRST ASSURANCE COMPANY	0.13	9.12	3.41	4.67	3.65	3.46	2.81	3.09	-	3.48	2.84	2.78	3.95	5.02	3.54
AIG INSURANCE COMPANY	0.95	1.34	6.48	7.20	23.93	1.19	5.18	1.75	-	9.59	10.23	1.13	-	0.05	3.29
RESOLUTION INSURANCE COMPANY	-	-	0.11	0.07	1.46	-	0.27	0.16	0.01	1.40	0.12	0.83	9.50	1.46	3.00
KENINDIA ASSURANCE COMPANY	-	4.60	3.61	7.92	2.05	9.39	1.62	2.99	-	1.24	6.68	7.59	0.30	0.92	2.73
MADISON INSURANCE COMPANY	-	1.52	2.71	0.68	5.83	0.13	2.96	5.87	-	0.63	0.69	0.72	2.61	5.00	2.68
DIRECTLINE ASSURANCE COMPANY	-	-	-	-	-	-	0.42	0.13	57.11	-	-	-	-	-	2.53
AFRICAN MERCHANT ASSURANCE	-	5.05	0.78	3.25	0.83	0.34	4.19	4.09	-	7.20	0.99	2.59	-	3.04	2.34
KENYA ORIENT INSURANCE	-	0.93	1.65	0.92	1.70	0.71	5.08	5.88	0.49	0.42	2.81	1.31	-	1.75	2.23
INVESCO ASSURANCE COMPANY	-	0.01	0.03	0.00	0.00	0.04	0.82	0.45	38.34	0.04	0.00	0.01	-	-	1.85
MAYFAIR INSURANCE COMPANY	1.64	4.96	3.62	4.90	0.80	6.04	1.37	1.30	-	1.08	3.01	6.35	-	3.87	1.84
GEMINIA INSURANCE COMPANY	-	1.99	3.08	2.12	0.70	5.11	2.71	2.86	-	1.29	3.45	4.33	-	1.88	1.78
OCCIDENTAL INSURANCE COMPANY	-	2.60	3.53	2.88	0.40	5.87	1.72	2.35	-	1.15	3.56	5.09	-	0.93	1.66
CANNON ASSURANCE COMPANY	-	3.79	1.25	0.99	0.71	1.12	2.88	2.69	-	1.95	1.19	2.24	-	3.42	1.49
FIDELITY SHIELD INSURANCE	0.01	1.63	2.10	1.89	0.55	3.14	1.93	2.89	0.41	1.02	2.92	3.11	-	1.65	1.48
SAHAM INSURANCE COMPANY	-	5.53	0.69	1.81	0.77	0.37	0.87	0.77	-	0.20	0.42	1.41	0.76	12.38	1.26
XPLICO INSURANCE COMPANY	0.23	0.24	0.02	0.02	0.07	0.16	3.19	1.23	-	(0.48)	0.06	0.11	1.15	2.59	1.13
PACIS INSURANCE COMPANY	-	0.40	1.04	0.80	0.64	0.07	1.63	1.73	-	1.98	0.99	1.19	0.32	0.11	0.92
THE KENYAN ALLIANCE INSURANCE	-	0.27	2.90	0.60	0.19	0.64	2.42	1.77	-	1.00	1.00	0.77	-	0.06	0.92
TRIDENT INSURANCE COMPANY	3.13	0.74	0.56	1.54	0.28	0.76	0.93	1.04	0.37	0.63	1.18	1.05	0.56	1.29	0.88
TAUSI ASSURANCE COMPANY	-	1.26	2.92	2.07	0.50	3.92	0.80	0.48	-	0.37	3.01	2.51	-	1.34	0.86
INTRA-AFRICA ASSURANCE	-	1.47	1.67	0.90	0.22	2.44	1.33	0.96	-	0.63	1.34	2.47	-	1.53	0.82
THE MONARCH INSURANCE	-	0.61	0.17	0.50	0.19	0.10	2.01	1.41	-	1.95	0.20	0.79	-	3.16	0.82
TAKAFUL INSURANCE OF AFRICA	-	0.43	0.58	0.22	0.43	0.34	0.92	1.42	-	0.75	1.32	0.68	0.86	0.09	0.80
SANLAM INSURANCE COMPANY	-	0.33	0.41	0.21	1.24	0.24	1.24	0.96	1.08	0.38	0.17	0.31	0.63	1.00	0.72
PHOENIX OF EAST AFRICA	9.01	0.47	0.46	0.74	1.07	0.23	0.42	0.21	-	0.12	0.13	0.31	-	0.73	0.36
CORPORATE INSURANCE COMPANY	-	0.46	0.72	0.35	0.21	1.82	0.43	0.27	-	0.01	0.17	0.43	-	0.59	0.26
ALLIANZ INSURANCE COMPANY	-	0.25	0.01	0.18	0.01	-	0.01	0.00	-	-	0.00	0.00	-	0.10	0.03
PIONEER INSURANCE COMPANY	-	-	-	-	-	-	-	-	-	-	-	-	-	-	-
TOTAL	100.00	100.00	100.00	100.00	100.00	100.00	100.00	100.00	100.00	100.00	100.00	100.00	100.00	100.00	100.00
REINSURERS															
KENYA REINSURANCE CORPORATION	49.67	65.99	100.00	62.46	76.00	62.83	100.00	58.19	0)	95.81	100.00	43.70	80.70	63.68	69.85
EAST AFRICAN REINSURANCE	(5.98)	27.96	-	24.47	10.77	31.57	-	33.33	0)	2.20	-	3.28	9.81	24.58	19.95
CONTINENTAL REINSURANCE	56.31	6.06	-	13.07	13.23	5.61	-	8.48	0)	2.00	-	53.01	9.49	11.74	10.20
TOTAL	100.00	100.00	100.00	100.00	100.00	100.00	100.00	100.00	-	100.00	100.00	100.00	100.00	100.00	100.00

APPENDIX 15: SUMMARY OF CLAIMS PAID UNDER GENERAL INSURANCE BUSINESS FOR THE PERIOD ENDED 30.09.2016															
Company	Aviation	Engineering	Fire Domestic	Fire Industrial	Liability	Marine	Motor Private	Motor Commercial	Motor Commercial PSV	Personal Accident	Theft	Workmens' Compensation	Medical	Miscellaneous	Total
INSURERS															
AAR INSURANCE KENYA	-	-	608	-	-	-	-	-	-	492	-	5,888	2,390,064	255	2,397,308
AFRICAN MERCHANT ASSURANCE	-	133	506	1,946	2,572	-	364,506	189,395	256,053	45,660	11,457	26,540	-	155	898,925
AIG INSURANCE COMPANY	11,943	40,142	34,205	154,100	58,558	14,735	579,937	209,895	-	209,660	72,368	14,354	-	354	1,400,251
ALLIANZ INSURANCE COMPANY	-	-	-	-	-	-	-	-	-	-	-	-	-	-	-
APA INSURANCE COMPANY	-	49,544	14,883	288,389	67,874	60,453	899,963	879,838	-	33,726	101,323	166,923	1,797,294	49,339	4,409,551
BRITAM GENERAL INSURANCE	-	41,263	29,228	87,193	30,084	40,399	839,106	737,672	-	80,885	48,212	83,201	1,168,597	(7,188)	3,178,652
CANNON ASSURANCE COMPANY	-	67,128	3,288	18,154	14,343	33,062	248,868	171,227	-	4,238	9,120	38,489	-	19	607,935
CIC GENERAL INSURANCE COMPANY	-	(22,069)	13,545	110,902	(104,876)	256	1,266,836	921,082	-	38,628	53,870	51,406	629,558	19,568	2,978,705
CORPORATE INSURANCE COMPANY	1,373	2,328	26	277	-	10,176	46,583	26,198	-	15	115	3,081	-	5,008	95,180
DIRECTLINE ASSURANCE COMPANY	-	-	-	-	-	-	8,190	2,300	1,032,725	-	-	-	-	-	1,043,215
FIDELITY SHIELD INSURANCE	-	6,412	10,072	107,380	443	26,291	183,790	171,932	8,853	4,701	18,127	49,007	-	2,226	589,234
FIRST ASSURANCE COMPANY	-	87,872	22,072	278,060	13,153	44,867	407,936	315,009	-	26,424	37,695	85,927	829,341	8,822	2,157,179
GA INSURANCE COMPANY	-	93,472	33,390	580,479	6,153	96,853	182,711	216,460	(2,081)	6,921	108,907	197,280	624,110	4,447	2,149,100
GEMINIA INSURANCE COMPANY	-	5,414	6,363	70,278	1,683	50,288	217,635	200,506	-	12,038	49,500	51,986	-	33	665,724
HERITAGE INSURANCE COMPANY	-	5,578	23,842	34,001	(11,797)	9,444	315,652	228,659	-	28,294	12,910	61,814	163,884	15,631	887,910
ICEA LION GENERAL INSURANCE	23,965	(11,425)	29,678	294,251	16,242	50,992	617,010	359,559	-	71,983	75,446	153,391	196,678	2,167	1,879,936
INTRA-AFRICA ASSURANCE	-	10,643	7,807	11,034	3,032	17,245	131,295	82,873	-	22,583	37,303	31,775	-	4,707	360,297
INVESCO ASSURANCE COMPANY	-	-	3,885	-	-	-	73,768	64,157	583,817	34	-	369	-	-	726,030
JUBILEE INSURANCE COMPANY	-	51,198	18,945	548,967	55,992	35,608	888,809	245,901	-	748,718	127,765	47,465	4,633,809	29,309	7,432,485
KENINDIA ASSURANCE COMPANY	-	56,180	26,772	2,489,885	9,926	91,676	125,712	257,060	-	15,500	99,477	205,257	68,249	176	3,445,870
KENYA ORIENT INSURANCE	-	8,894	3,232	21,604	10,634	777	520,524	491,046	-	27,063	5,085	8,081	-	8,526	1,105,466
MADISON INSURANCE COMPANY	-	1,298	1,552	11,918	16,738	1,573	341,734	420,073	-	17,705	4,842	13,743	528,668	27,702	1,387,548
MAYFAIR INSURANCE COMPANY	-	104,890	10,453	152,331	574	17,511	128,595	70,394	-	10,803	47,856	51,390	-	165	594,962
OCCIDENTAL INSURANCE COMPANY	-	39,123	50,766	118,366	163	77,247	163,270	186,968	-	31,752	54,762	104,491	-	27,769	854,676
PACIS INSURANCE COMPANY	-	2,509	1,721	(22,111)	750	12	190,187	74,168	-	1,184	1,803	8,258	23,784	3	282,268
PHOENIX OF EAST AFRICA	77,163	1,838	3,283	3,337	10,535	6,165	61,423	32,015	-	2,475	18,628	17,843	-	17,117	251,823
PIONEER INSURANCE COMPANY	-	-	-	-	-	-	-	-	-	-	-	-	-	-	-
RESOLUTION INSURANCE COMPANY	-	-	661	-	-	-	15,803	20,085	-	246	-	4,056	1,754,758	736	1,796,344
SAHAM INSURANCE COMPANY	-	32,236	3,211	55,201	3,445	5,801	75,730	37,095	-	2,625	13,835	6,157	135,757	177,201	548,295
SANLAM INSURANCE COMPANY	-	11	807	495	868	674	135,815	55,914	66,502	54	369	3,809	29,192	(5)	294,506
TAKAFUL INSURANCE OF AFRICA	-	-	409	299	155	970	34,826	52,311	-	5,786	-	1,849	66,123	7,341	170,068
TAUSI ASSURANCE COMPANY	-	7,864	31,806	39,838	4,203	27,317	43,642	38,617	-	327	30,668	49,911	-	2,789	276,983
THE KENYAN ALLIANCE INSURANCE	-	1,467	12,425	17,261	4,335	241	320,708	125,452	-	19,382	10,661	8,554	-	1,313	521,798
THE MONARCH INSURANCE	-	168	180	197	242	1,042	123,758	41,085	-	801	188	3,954	-	-	171,615
TRIDENT INSURANCE COMPANY	-	8,650	1,890	11,229	1,038	26,107	86,015	70,479	-	3,634	6,855	27,533	72,510	36	315,976
UAP INSURANCE COMPANY	-	32,888	9,989	101,585	45,122	38,613	570,821	348,116	-	18,183	31,571	67,120	2,951,832	87,618	4,303,458
XPLICO INSURANCE COMPANY	-	-	187	-	-	-	187,445	55,037	-	-	116	7,032	115,938	-	365,754
TOTAL	114,444	725,649	411,687	5,586,846	262,184	786,395	10,398,603	7,398,578	1,945,869	1,492,520	1,090,834	1,657,934	18,180,146	493,339	50,545,027
REINSURERS															
CONTINENTAL REINSURANCE	13,643	6,683	-	150,074	110	7,687	-	26,321	-	1,974	-	13	221,101	29,799	457,407
EAST AFRICA REINSURANCE	(574)	74,112	-	919,191	1,275	71,032	-	185,129	-	2,242	-	57	279,853	89,540	1,621,857
KENYA REINSURANCE CORPORATION	8,457	182,993	18,118	1,662,261	3,973	128,345	4,523	125,401	-	154,260	137,461	21	1,288,880	129,112	3,843,807
TOTAL	21,526	263,788	18,118	2,731,526	5,358	207,064	4,523	336,851	-	158,476	137,461	91	1,789,834	248,451	5,923,071

Amounts in Thousand Shillings

APPENDIX 16: SUMMARY OF CLAIMS INCURRED UNDER GENERAL INSURANCE BUSINESS FOR THE PERIOD ENDED 30.09.2016															
Company	Aviation	Engineering	Fire Domestic	Fire Industrial	Liability	Marine	Motor Private	Motor Commercial	Motor Commercial PSV	Personal Accident	Theft	Workmens' Compensation	Medical	Miscellaneous	Total
INSURERS															
AAR INSURANCE KENYA	-	-	485	-	-	-	-	-	-	2,662	-	4,136	2,249,958	1,555	2,258,796
AFRICAN MERCHANT ASSURANCE	-	20,326	945	18,399	2,108	444	424,149	47,371	337,681	82,321	28,196	45,967	-	1,158	1,009,066
AIG INSURANCE COMPANY	3,256	723	43,089	38,185	158,021	5,819	633,904	150,985	-	142,377	5,216	12,097	-	(142,924)	1,050,748
ALLIANZ INSURANCE COMPANY	-	299	1	101	8	-	387	10	-	-	-	1	-	-	807
APA INSURANCE COMPANY	115	52,894	17,458	60,572	69,613	7,053	1,125,616	954,734	-	36,461	109,302	242,526	1,114,880	16,948	3,808,173
BRITAM GENERAL INSURANCE	-	(16,005)	34,287	(26,562)	11,786	(42,554)	899,507	991,003	-	13,969	106,035	40,069	1,176,526	228	3,188,290
CANNON ASSURANCE COMPANY	-	13,373	2,730	21,718	32,665	27,639	272,828	181,355	-	20,957	17,363	94,483	-	(26,259)	658,852
CIC GENERAL INSURANCE COMPANY	-	(96,569)	(5,336)	198,216	76,778	13,294	1,395,362	1,008,265	-	55,642	96,713	96,362	352,186	27,570	3,218,484
CORPORATE INSURANCE COMPANY	1,346	(5,072)	130	(15,777)	(42)	13,209	42,723	19,905	-	277	(3,529)	2,887	-	2,671	58,728
DIRECTLINE ASSURANCE COMPANY	-	-	-	-	-	-	10,102	2,763	1,378,774	-	-	-	-	-	1,391,639
FIDELITY SHIELD INSURANCE	-	2,370	11,706	41,131	14,354	32,912	199,469	269,262	9,500	4,169	19,946	75,199	-	1,507	681,524
FIRST ASSURANCE COMPANY	4	27,058	20,589	49,125	29,615	8,241	454,688	345,778	-	8,724	30,061	128,794	450,407	16,443	1,569,527
GA INSURANCE COMPANY	(17)	22,707	22,583	49,294	1,714	21,691	313,576	248,922	(1,887)	(4,805)	48,378	94,596	163,054	42,641	1,022,447
GEMINIA INSURANCE COMPANY	-	9,236	7,312	33,084	2,135	45,500	303,108	340,410	-	8,995	45,343	87,957	-	(436)	882,644
HERITAGE INSURANCE COMPANY	209	8,853	46,693	31,622	(11,833)	24,428	380,089	279,684	15,107	45,631	4,513	81,200	137,485	33,684	1,077,365
ICEA LION GENERAL INSURANCE	1,671	10,511	35,931	17,187	14,321	59,323	717,004	323,453	-	74,637	69,654	183,366	168,171	1,532	1,676,762
INTRA-AFRICA ASSURANCE	-	14,935	11,653	11,286	2,450	12,706	135,812	86,001	-	21,749	35,122	17,185	-	6,419	355,319
INVESCO ASSURANCE COMPANY	-	3	(1,413)	2,458	(2)	(4)	95,378	126,357	525,498	401	(2)	788	-	(1)	749,461
JUBILEE INSURANCE COMPANY	416	15,088	10,035	62,544	(36,389)	17,872	855,868	210,216	-	342,106	93,352	30,137	3,291,358	(11,051)	4,881,551
KENINDIA ASSURANCE COMPANY	-	8,549	29,261	61,821	(1,279)	68,992	148,559	246,201	-	2,690	39,334	253,001	74,275	529	931,933
KENYA ORIENT INSURANCE	-	6,319	7,089	16,339	15,320	491	423,960	507,311	-	2,864	7,882	8,956	-	3,093	999,623
MADISON INSURANCE COMPANY	-	2,727	999	3,021	42,344	1,916	314,575	460,594	-	31,572	5,209	25,960	519,731	30,366	1,439,013
MAYFAIR INSURANCE COMPANY	40	23,538	8,268	35,992	4,746	5,247	88,712	46,453	-	2,416	14,106	159,521	-	672	389,711
OCCIDENTAL INSURANCE COMPANY	-	13,766	27,548	21,532	1,145	30,498	230,200	322,577	(300)	5,034	31,435	248,295	-	7,087	938,816
PACIS INSURANCE COMPANY	-	(2,787)	1,357	(13,524)	5,394	1,006	190,450	73,568	-	(2,611)	6,991	10,655	20,366	8	290,873
PHOENIX OF EAST AFRICA	4,757	(3,755)	359	8,587	23,163	1,111	66,460	53,436	-	3,355	(25,320)	8,343	-	13,932	154,427
PIONEER INSURANCE COMPANY	-	-	-	-	-	-	-	-	-	-	-	-	-	-	-
RESOLUTION INSURANCE COMPANY	-	-	766	478	2,632	-	30,172	27,896	89	6,142	2,877	1,622	488,796	6,575	568,043
SAHAM INSURANCE COMPANY	-	2,309	2,498	1,627	5,878	4,481	102,750	39,988	-	891	1,833	9,666	44,253	17,685	233,862
SANLAM INSURANCE COMPANY	-	(5,247)	5,981	3,648	983	259	151,720	(5,593)	(31,106)	(4,872)	(210)	724	41,156	(8)	157,435
TAKAFUL INSURANCE OF AFRICA	-	332	4,861	(8,313)	10,704	(600)	43,155	58,191	619	5,992	(12,188)	(372)	90,597	1,200	194,177
TAUSI ASSURANCE COMPANY	-	1,880	31,568	11,902	1,134	25,210	49,049	17,533	-	574	22,681	38,601	-	3,692	203,824
THE KENYAN ALLIANCE INSURANCE	-	3,527	4,883	14,024	4,774	191	247,984	117,821	-	4,689	39,248	649	-	1,312	439,101
THE MONARCH INSURANCE	-	70	200	3,020	251	875	147,335	73,659	-	1,102	1,059	3,668	-	3,001	234,240
TRIDENT INSURANCE COMPANY	4,249	11,192	429	18,877	(5,187)	4,002	79,544	75,342	(2,400)	(747)	1,994	(46,163)	55,544	(1,785)	194,890
UAP INSURANCE COMPANY	-	20,089	8,380	77,682	13,305	5,255	716,606	454,046	-	25,882	48,217	63,340	2,842,906	17,002	4,292,709
XPLICO INSURANCE COMPANY	(105)	693	1,013	(41)	(67)	5,354	187,445	167,032	-	(29)	(478)	5,651	168,016	(12,936)	521,550
TOTAL	15,941	163,932	394,338	849,255	492,542	401,861	11,478,246	8,322,529	2,231,575	941,217	890,333	2,029,867	13,449,665	63,110	41,724,410
REINSURERS															
CONTINENTAL REINSURANCE	13,838	68	-	160,383	1,652	6,694	-	32,054	-	2,065	(35)	(21)	241,322	23,791	481,812
EAST AFRICA REINSURANCE	(372)	108,980	-	512,912	797	68,235	-	140,991	-	1,483	-	35	354,730	94,117	1,281,906
KENYA REINSURANCE CORPORATION	(393)	44,361	18,328	1,877,431	2,956	122,500	(27,382)	(29,363)	-	130,734	27,430	(240)	1,427,086	91,145	3,684,591
TOTAL	13,073	153,409	18,328	2,550,726	5,405	197,429	(27,382)	143,682	-	134,282	27,395	(226)	2,023,138	209,053	5,448,309

Amounts in Thousand Shillings

APPENDIX 17: SUMMARY OF INCURRED CLAIMS RATIOS UNDER GENERAL INSURANCE BUSINESS FOR THE PERIOD ENDED 30.09.2016

Company	Aviation	Engineering	Fire Domestic	Fire Industrial	Liability	Marine	Motor Private	Motor Commercial	Motor Commercial PSV	Personal Accident	Theft	Workmens' Compensation	Medical	Miscellaneous	Total
INSURERS															
AAR INSURANCE KENYA	0.0	0.0	9.7	0.0	0.0	0.0	0.0	0.0	0.0	18.3	0.0	23.6	74.0	28.5	73.2
AFRICAN MERCHANT ASSURANCE	0.0	23.0	12.5	29.4	15.6	12.3	68.9	9.0	-2462.5	29.2	100.8	34.6	0.0	3.2	56.5
AIG INSURANCE COMPANY	6644.9	1.9	46.6	103.1	42.8	78.9	87.7	59.2	0.0	55.4	-130.9	24.2	0.0	-12637.0	57.6
ALLIANZ INSURANCE COMPANY	0.0	14.0	11.1	5.5	8.3	0.0	307.1	71.4	0.0	0.0	0.0	5.3	0.0	0.0	19.0
APA INSURANCE COMPANY	15.3	117.0	42.2	68.1	121.2	6.0	91.8	60.6	0.0	49.3	100.5	55.3	83.2	9.6	72.0
BRITAM GENERAL INSURANCE	0.0	-35.9	42.5	-21.7	37.0	-58.5	91.5	90.0	0.0	3.7	75.0	24.5	64.1	2.3	64.3
CANNON ASSURANCE COMPANY	0.0	-72.3	104.8	112.1	628.8	173.2	83.4	65.2	0.0	108.5	91.1	109.8	0.0	1720.8	88.6
CIC GENERAL INSURANCE COMPANY	0.0	-225.4	-9.2	108.8	99.4	14.3	92.6	55.1	0.0	37.2	34.3	53.1	53.4	29.8	62.4
CORPORATE INSURANCE COMPANY	0.0	72.6	2.7	-763.3	-1.3	39.8	58.3	46.8	0.0	7.9	-57.2	13.6	0.0	18.3	29.7
DIRECTLINE ASSURANCE COMPANY	0.0	0.0	0.0	0.0	0.0	0.0	22.6	-6.3	61.8	0.0	0.0	0.0	0.0	0.0	62.3
FIDELITY SHIELD INSURANCE	0.0	27.9	74.9	149.8	198.7	94.3	67.9	77.9	77.5	28.4	46.2	56.0	0.0	22.1	72.2
FIRST ASSURANCE COMPANY	0.5	92.6	78.5	61.6	81.6	18.5	109.6	80.2	0.0	14.9	60.0	100.0	97.7	69.8	87.9
GA INSURANCE COMPANY	-2.9	60.8	46.2	47.5	3.6	22.9	104.1	71.8	-5.9	-12.9	21.6	27.0	83.2	107.2	55.0
GEMINIA INSURANCE COMPANY	0.0	37.1	27.9	36.5	17.5	45.7	86.3	95.3	0.0	57.0	58.5	52.2	0.0	-7.6	71.8
HERITAGE INSURANCE COMPANY	4.0	28.9	96.1	23.4	-12.5	57.8	70.7	57.3	70.1	21.8	5.6	31.0	54.7	37.2	46.9
ICEA LION GENERAL INSURANCE	42.2	26.8	43.6	13.5	50.1	61.0	70.4	55.3	0.0	61.6	43.7	60.6	67.8	32.5	59.5
INTRA-AFRICA ASSURANCE	0.0	101.2	103.8	54.2	55.6	33.8	67.9	60.8	0.0	188.3	136.6	17.5	0.0	21.5	59.7
INVESCO ASSURANCE COMPANY	0.0	3.4	-1371.8	-128.2	-4.5	-0.5	78.9	182.9	35.2	53.4	-1.1	235.9	0.0	-50.0	44.5
JUBILEE INSURANCE COMPANY	3.6	38.3	25.2	27.4	-41.7	26.4	82.4	42.0	0.0	94.8	80.3	34.3	80.5	-31.1	72.8
KENINDIA ASSURANCE COMPANY	0.0	43.0	103.2	69.0	-6.5	40.6	60.9	70.2	0.0	21.5	52.2	87.3	98.4	11.8	67.6
KENYA ORIENT INSURANCE	0.0	19.4	39.1	38.6	57.2	4.5	41.5	91.7	0.0	30.7	10.8	17.8	0.0	6.0	55.9
MADISON INSURANCE COMPANY	0.0	8.2	5.0	7.4	34.1	83.4	88.2	62.8	0.0	287.6	30.1	76.0	86.6	37.0	70.0
MAYFAIR INSURANCE COMPANY	15.9	70.5	48.9	39.1	31.1	9.0	47.4	25.9	0.0	29.4	51.7	61.9	0.0	3.6	43.6
OCCIDENTAL INSURANCE COMPANY	0.0	95.7	117.2	60.3	51.3	67.8	93.0	98.8	0.0	67.7	76.1	107.8	0.0	83.8	95.6
PACIS INSURANCE COMPANY	0.0	-54.5	17.3	140.9	45.4	102.2	94.5	38.8	0.0	-7.6	27.6	23.6	52.5	0.8	52.7
PHOENIX OF EAST AFRICA	133.5	-153.1	2.5	588.6	143.1	18.1	87.8	157.9	0.0	81.7	-942.7	48.6	0.0	457.5	85.6
PIONEER INSURANCE COMPANY	0.0	0.0	0.0	0.0	0.0	0.0	0.0	0.0	0.0	0.0	0.0	0.0	0.0	0.0	0.0
RESOLUTION INSURANCE COMPANY	0.0	0.0	110.4	10.6	13.8	0.0	145.1	234.5	33.6	14.5	121.3	5.5	59.2	31.7	58.1
SAHAM INSURANCE COMPANY	0.0	33.1	68.9	27.9	322.1	336.9	80.6	38.4	0.0	33.6	19.4	23.4	90.3	28.6	56.3
SANLAM INSURANCE COMPANY	0.0	-304.4	485.1	73.8	522.9	19.5	94.6	-5.6	-51.0	-103.4	-3.7	8.7	61.4	-0.1	37.0
TAKAFUL INSURANCE OF AFRICA	0.0	15.7	84.2	-114.5	79.9	-35.1	177.1	16.8	-2.3	25.3	25.5	-0.7	106.7	11.0	39.1
TAUSI ASSURANCE COMPANY	0.0	29.8	168.4	49.8	15.5	46.7	47.0	28.3	0.0	7.3	37.3	40.6	0.0	25.4	44.8
THE KENYAN ALLIANCE INSURANCE	0.0	32.9	17.9	1122.8	126.5	2.3	75.8	48.0	0.0	16.8	136.3	2.0	0.0	96.8	61.5
THE MONARCH INSURANCE	0.0	-3.3	45.1	18.8	8.0	-62.5	45.5	81.6	0.0	10.5	49.1	27.2	0.0	5.8	46.1
TRIDENT INSURANCE COMPANY	1480.5	196.2	9.1	153.1	-144.9	31.3	54.7	55.3	-11.3	-14.9	26.0	-75.1	118.1	-10.0	40.5
UAP INSURANCE COMPANY	0.0	52.5	12.3	45.2	23.5	13.2	80.3	55.9	0.0	39.0	37.4	30.3	79.3	55.3	70.4
XPLICO INSURANCE COMPANY	-7.4	-4.1	-292.8	-2.4	-1.7	-4.2	24.7	112.3	0.0	0.2	-15.2	138.1	56.6	-18.9	46.1
TOTAL	56.4	25.1	46.4	45.4	40.9	35.0	76.5	62.8	60.0	41.5	48.9	49.6	75.6	6.1	64.5
REINSURERS															
CONTINENTAL REINSURANCE	150.0	0.2	0.0	37.6	13.4	21.4	0.0	53.3	0.0	40.5	318.2	-2.7	75.9	16.9	46.4
EAST AFRICA REINSURANCE	-241.6	64.2	0.0	38.1	7.1	48.4	0.0	53.9	0.0	15.3	0.0	0.0	75.9	35.7	61.9
KENYA REINSURANCE CORPORATION	17.6	10.1	821.1	85.6	4.1	36.2	-244.0	-7.2	0.0	23.4	7.8	-44.5	64.6	14.9	51.2
TOTAL	182.9	23.8	-4.2	64.4	5.7	38.7	-1892.3	19.7	0.0	23.4	7.8	0.2	67.6	20.6	52.9

APPENDIX 18: SUMMARY OF UNDERWRITING PROFITS UNDER GENERAL INSURANCE BUSINESS FOR THE PERIOD ENDED 30.09.2016															
Company	Aviation	Engineering	Fire Domestic	Fire Industrial	Liability	Marine	Motor Private	Motor Commercial	Motor Commercial PSV	Personal Accident	Theft	Workmens' Compensation	Medical	Miscellaneous	Total
INSURERS															
AAR INSURANCE KENYA	-	-	2,595	-	327	23	-	-	-	5,971	432	6,325	(29,109)	2,311	(11,126)
AFRICAN MERCHANT ASSURANCE	-	30,300	2,509	(20,324)	2,644	470	(70,056)	238,061	(351,394)	127,317	(11,297)	35,857	-	17,570	1,657
AIG INSURANCE COMPANY	(13,658)	21,186	19,849	(16,211)	92,824	(5,344)	(64,970)	4,467	-	(13,191)	15,346	9,785	-	128,620	178,704
ALLIANZ INSURANCE COMPANY	-	(30,345)	(306)	(54,218)	(786)	-	(4,396)	(988)	-	-	(14)	-	-	(213)	(91,350)
APA INSURANCE COMPANY	968	(28,466)	7,438	(33,172)	(47,339)	73,342	(284,965)	138,624	-	7,378	(37,464)	24,380	837	113,699	(64,740)
BRITAM GENERAL INSURANCE	-	59,262	13,968	123,368	8,455	104,128	(292,419)	(330,939)	-	195,294	(20,288)	48,576	(63,243)	12,020	(141,820)
CANNON ASSURANCE COMPANY	-	(52,546)	(4,871)	(20,792)	(33,109)	(20,669)	(86,973)	(23,458)	(9,799)	(12,405)	(9,904)	(53,357)	(13,272)	39,574	(301,581)
CIC GENERAL INSURANCE COMPANY	-	114,131	28,635	(130,883)	(7,078)	24,739	(380,384)	187,122	-	(18,182)	(15,213)	(9,776)	61,219	13,678	(131,993)
CORPORATE INSURANCE COMPANY	(1,346)	(7,775)	807	1,197	1,116	408	(5,600)	352	-	2,870	2,184	5,080	-	6,404	5,698
DIRECTLINE ASSURANCE COMPANY	-	-	-	-	-	-	28,389	(48,582)	(69,793)	-	-	-	-	-	(89,986)
FIDELITY SHIELD INSURANCE	(2)	(2,388)	(3,909)	(56,937)	(11,025)	(14,472)	(2,997)	(51,905)	(1,566)	3,913	6,360	1,283	-	(101)	(133,744)
FIRST ASSURANCE COMPANY	805	18,867	(8,952)	3,551	(6,956)	19,468	(195,639)	(78,137)	-	22,963	1,016	(61,285)	(47,853)	17,320	(314,832)
GA INSURANCE COMPANY	198	1,700	9,964	48,883	29,937	52,752	(89,180)	7,220	27,972	26,120	112,137	143,075	(3,536)	(2,708)	364,536
GEMINIA INSURANCE COMPANY	-	(460)	7,557	(1,869)	4,757	12,612	(27,863)	(88,087)	-	(848)	(1,178)	8,118	-	3,966	(83,295)
HERITAGE INSURANCE COMPANY	(139)	5,894	(84,746)	37,716	54,936	782	(64,045)	44,347	6,436	160	33,330	74,483	94,679	23,508	227,340
ICEA LION GENERAL INSURANCE	17,835	1,439	(77,247)	121,861	(38,558)	(26,300)	122,618	80,945	-	(25,338)	5,822	(25,431)	30,204	(55,466)	132,384
INTRA-AFRICA ASSURANCE	-	(1,964)	(4,665)	4,153	(1,014)	8,393	(7,212)	(3,224)	-	(12,511)	(21,498)	26,890	-	18,464	5,811
INVESCO ASSURANCE COMPANY	-	(170)	1,333	(4,582)	17	326	(47,248)	(95,560)	103,616	(389)	98	-	-	3	(43,302)
JUBILEE INSURANCE COMPANY	(6,124)	(38,670)	14,978	9,944	63,148	31,648	(108,087)	141,371	-	(116,853)	(12,250)	25,301	(22,068)	27,687	10,026
KENINDIA ASSURANCE COMPANY	-	(8,031)	(13,342)	(82,617)	9,452	42,401	23,151	(22,278)	-	4,751	17,530	(105,063)	(19,825)	10,241	(143,631)
KENYA ORIENT INSURANCE	-	18,802	4,174	6,489	(3,445)	5,682	342,891	(240,234)	(109,781)	1,486	56,816	15,819	-	41,315	140,015
MADISON INSURANCE COMPANY	-	15,626	5,582	18,288	40,595	(165)	(64,397)	14,811	-	(27,260)	5,946	(4,314)	(87,553)	20,205	(62,634)
MAYFAIR INSURANCE COMPANY	687	3,919	2,926	38,769	5,017	31,874	17,351	75,940	-	3,466	3,561	6,093	-	16,745	206,347
OCCIDENTAL INSURANCE COMPANY	-	544	(12,137)	14,449	481	2,953	(56,521)	(94,046)	300	1,201	2,896	(112,081)	-	1,690	(250,271)
PACIS INSURANCE COMPANY	-	3,600	903	(19,780)	(499)	(552)	(91,018)	12,072	-	6,543	2,199	5,574	(5,482)	567	(85,874)
PHOENIX OF EAST AFRICA	(61,223)	(4,207)	9,449	(47,697)	(36,419)	610	(40,544)	(44,133)	-	(2,358)	24,696	5,888	-	(19,770)	(215,707)
PIONEER INSURANCE COMPANY	-	-	-	-	-	-	-	-	-	-	-	-	-	(9,082)	(9,082)
RESOLUTION INSURANCE COMPANY	-	-	(626)	1,233	1,096	-	(24,384)	(24,662)	79	16,439	(1,953)	8,946	(177,808)	2,836	(198,804)
SAHAM INSURANCE COMPANY	-	13,280	(1,813)	13,582	(3,489)	(3,264)	(63,450)	(6,549)	-	(23)	247	(5,450)	(10,082)	14,436	(52,576)
SANLAM INSURANCE COMPANY	-	6,754	(5,779)	(1,673)	(9,315)	459	(181,524)	51,714	57,176	(388)	5,038	5,485	16,909	(5,661)	(60,805)
TAKAFUL INSURANCE OF AFRICA	-	(1,676)	(6,257)	11,359	(2,550)	974	(74,518)	204,372	(27,481)	10,650	(50,518)	41,042	(55,944)	9,427	58,879
TAUSI ASSURANCE COMPANY	-	688	(16,540)	4,029	3,854	4,287	21,333	10,097	-	3,661	8,680	15,303	-	6,169	61,560
THE KENYAN ALLIANCE INSURANCE	-	4,278	7,174	(19,293)	(2,809)	4,422	(53,260)	21,256	-	8,210	(24,538)	13,902	-	(398)	(41,056)
THE MONARCH INSURANCE	-	(4,284)	(441)	(1,992)	426	(2,825)	40,465	(61,077)	-	8,578	(587)	2,711	-	30,539	11,514
TRIDENT INSURANCE COMPANY	(11,734)	(19,016)	2,270	(5,721)	7,113	735	10,693	(4,041)	23,549	1,051	665	89,250	(10,844)	(25,127)	58,845
UAP INSURANCE COMPANY	-	(19,578)	24,899	(15,214)	12,216	18,700	(273,792)	(3,336)	-	(12,753)	20,030	49,582	(346,668)	(5,550)	(551,463)
XPLICO INSURANCE COMPANY	(19,999)	(23,233)	(2,343)	(7,992)	(5,953)	(145,020)	263,006	(175,827)	(22,036)	(18,275)	(24,013)	(40,051)	107,481	76,751	(37,503)
TOTAL	(93,732)	77,461	(76,964)	(82,096)	128,067	223,577	(1,785,545)	(164,292)	(372,722)	197,248	94,314	251,109	(581,958)	531,669	(1,653,859)
REINSURERS															
CONTINENTAL REINSURANCE	(9,454)	16,269	-	13,116	5,923	12,366	-	14,005	-	294	24	569	(18,563)	57,151	91,700
EAST AFRICA REINSURANCE	967	(14,914)	(433,708)	433,493	7,098	9,640	(9,773)	92,792	(3,382)	5,566	-	(150,619)	24,571	61,099	22,830
KENYA REINSURANCE CORPORATION	(7,125)	199,997	(17,543)	(628,664)	40,925	74,521	36,966	365,706	-	231,182	177,953	615	107,233	235,896	817,660
TOTAL	(15,612)	201,352	(451,251)	(182,055)	53,946	96,527	27,193	472,503	(3,382)	237,042	177,977	(149,435)	113,241	354,146	932,192

Amounts in Thousand Shillings

APPENDIX 19: SUMMARY OF GENERAL INSURANCE BUSINESS REVENUE ACCOUNTS FOR THE PERIOD ENDED 30.09.2016															
Company	Gross Direct Premium	Inward Reinsurance	Outward Reinsurance	Net Premium Written	UPR B/F	Unexpired Risk Reserve (B/F)	UPR C/F	Unexpired Risk Reserve (B/F)	Net Earned Premium Income	Incurred Claims	Net Commissions	Expense of Management	Underwriting Profit/(Loss)	Investment Income	Operating Profit
INSURERS															
AAR INSURANCE KENYA	3,343,512	-	55,988	3,287,524	1,834,684	-	2,036,514	-	3,085,695	2,258,796	278,539	559,486	(11,126)	141,181	130,055
AFRICAN MERCHANT ASSURANCE	2,163,946	15,182	379,895	1,799,233	909,325	-	923,065	-	1,785,493	1,009,066	92,937	681,833	1,657	170,344	172,001
AIG INSURANCE COMPANY	2,980,976	84,469	1,205,793	1,859,652	890,118	-	924,015	-	1,825,755	1,050,748	83,812	512,491	178,704	-	178,704
ALLIANZ INSURANCE COMPANY	27,080	-	9,808	17,272	-	-	13,035	-	4,237	807	4,946	89,835	(91,350)	73,881	(17,469)
APA INSURANCE COMPANY	7,202,521	-	1,805,569	5,396,952	3,204,141	-	3,308,665	-	5,292,427	3,808,173	420,447	1,128,547	(64,740)	-	(64,740)
BRITAM GENERAL INSURANCE	5,237,690	-	761,001	4,476,689	3,040,464	148,842	2,603,683	148,842	4,961,604	3,188,290	505,253	1,409,882	(141,820)	489,971	348,151
CANNON ASSURANCE COMPANY	1,368,247	19,592	291,230	1,096,609	406,780	-	760,161	-	743,228	658,852	89,008	296,950	(301,581)	-	(301,581)
CIC GENERAL INSURANCE COMPANY	6,580,690	42,112	727,106	5,895,696	2,827,370	-	3,568,613	-	5,154,453	3,218,484	550,520	1,517,442	(131,993)	318,857	186,864
CORPORATE INSURANCE COMPANY	230,837	13,325	45,710	198,452	115,724	-	116,475	-	197,701	58,728	21,652	111,623	5,698	34,263	39,961
DIRECTLINE ASSURANCE COMPANY	2,357,662	-	60,546	2,297,116	791,135	-	855,749	-	2,232,501	1,391,639	222,704	708,145	(89,986)	-	(89,986)
FIDELITY SHIELD INSURANCE	1,351,580	28,579	334,256	1,045,903	493,386	-	594,904	-	944,386	681,524	101,178	295,428	(133,744)	-	(133,744)
FIRST ASSURANCE COMPANY	3,210,230	82,647	1,440,307	1,852,570	918,772	-	986,384	-	1,784,959	1,569,527	97,348	432,916	(314,832)	-	(314,832)
GA INSURANCE COMPANY	3,871,041	70,511	1,831,758	2,109,794	994,752	-	1,243,963	-	1,860,582	1,022,447	7,343	466,256	364,536	330,215	694,751
GEMINIA INSURANCE COMPANY	1,647,604	9,915	172,733	1,484,786	553,561	-	808,702	-	1,229,645	882,644	171,057	259,238	(83,295)	108,755	25,459
HERITAGE INSURANCE COMPANY	4,367,394	6,181	1,895,714	2,477,861	1,193,420	-	1,375,416	-	2,295,865	1,077,365	61,122	930,037	227,340	392,203	619,544
ICEA LION GENERAL INSURANCE	5,016,396	81,116	1,912,092	3,185,420	1,360,135	-	1,727,348	-	2,818,267	1,676,762	268,288	740,773	132,384	-	132,384
INTRA-AFRICA ASSURANCE	752,734	13,905	150,771	615,868	314,323	-	334,881	-	595,309	355,319	29,453	204,726	5,811	12,334	18,145
INVESCO ASSURANCE COMPANY	1,725,059	-	103,037	(1,072,111)	387,475	-	324,447	-	1,685,050	749,461	176,832	802,059	(43,302)	-	(43,302)
JUBILEE INSURANCE COMPANY	9,955,453	231,711	2,797,170	9,217,853	3,350,928	-	4,036,286	-	6,704,636	4,881,551	589,929	1,223,130	10,026	462,837	472,862
KENINDIA ASSURANCE COMPANY	2,470,858	70,825	969,311	-	694,487	-	887,413	-	1,379,446	931,933	113,133	478,011	(143,631)	184,343	40,712
KENYA ORIENT INSURANCE	2,033,776	42,232	185,451	2,356,232	-	1,093,495	-	1,093,495	1,787,450	999,623	153,897	493,914	140,015	46,149	186,165
MADISON INSURANCE COMPANY	2,454,392	42,013	99,541	1,976,467	1,041,059	-	1,382,951	-	2,054,973	1,439,013	233,153	445,442	(62,634)	-	(62,634)
MAYFAIR INSURANCE COMPANY	1,668,061	46,426	729,086	1,767,319	422,697	-	513,611	-	894,487	389,711	76,507	221,923	206,347	-	206,347
OCCIDENTAL INSURANCE COMPANY	1,546,371	(5,748)	527,991	1,186,496	560,137	-	590,365	-	982,405	938,816	99,146	194,713	(250,271)	150,004	(100,267)
PACIS INSURANCE COMPANY	859,232	-	239,878	1,300,745	348,052	-	415,337	-	552,069	290,873	84,625	262,445	(85,874)	66,858	(19,016)
PHOENIX OF EAST AFRICA	281,527	55,363	171,620	165,270	121,669	-	106,517	-	180,421	154,427	21,210	220,491	(215,707)	133,657	(82,050)
PIONEER INSURANCE COMPANY	-	-	-	-	-	-	-	-	-	-	-	9,082	(9,082)	9,123	41
RESOLUTION INSURANCE COMPANY	2,788,660	-	1,821,782	966,878	522,880	34,855	512,057	34,855	977,702	568,043	(133,862)	742,325	(198,804)	43,442	(155,362)
SAHAM INSURANCE COMPANY	1,168,392	3,215	714,523	457,084	217,332	-	258,851	-	415,566	233,862	(10,644)	244,924	(52,576)	69,430	16,854
SANLAM INSURANCE COMPANY	646,127	24,400	130,998	539,529	206,775	-	320,384	-	425,920	157,435	36,368	292,923	(60,805)	73,322	12,517
TAKAFUL INSURANCE OF AFRICA	744,004	-	201,772	542,232	354,266	-	400,110	-	496,388	194,177	13,744	229,588	58,879	36,272	95,151
TAUSI ASSURANCE COMPANY	789,651	12,633	243,639	558,645	189,478	-	293,310	-	454,813	203,824	50,164	139,265	61,560	-	61,560
THE KENYAN ALLIANCE INSURANCE	852,733	2,579	90,792	764,520	478,631	-	528,604	-	714,549	439,101	71,791	244,713	(41,056)	88,175	47,119
THE MONARCH INSURANCE	739,248	25,380	108,071	656,557	253,859	-	401,903	-	508,513	234,240	28,691	234,068	11,514	-	11,514
TRIDENT INSURANCE COMPANY	785,883	32,618	322,224	496,277	295,327	-	310,369	-	481,236	194,890	(6,516)	234,016	58,845	-	58,845
UAP INSURANCE COMPANY	7,647,533	98,749	929,083	6,817,199	2,934,218	-	3,653,269	-	6,098,147	4,292,709	566,815	1,790,086	(551,463)	-	(551,463)
XPLICO INSURANCE COMPANY	1,054,956	-	49,154	1,005,802	527,953	-	403,405	-	1,130,350	521,550	78,478	567,825	(37,503)	-	(37,503)
TOTAL	91,922,056	1,149,930	23,515,400	68,800,391	32,755,313	1,277,192	37,520,762	1,277,192	64,736,168	41,724,410	5,249,068	19,416,551	(1,653,859)	3,435,616	1,781,757
REINSURERS															
CONTINENTAL REINSURANCE	1,119,885	-	106,908	1,012,977	303,870	-	277,686	-	1,039,161	481,812	349,421	116,228	91,700	48,560	140,260
EAST AFRICA REINSURANCE	-	2,191,575	94,319	2,097,256	859,557	-	885,283	-	2,071,530	1,281,906	588,900	177,894	22,830	330,125	352,955
KENYA REINSURANCE CORPORATION	-	7,673,004	474,595	7,198,409	4,407,392	-	4,414,590	-	7,191,211	3,684,591	2,002,538	686,421	817,660	1,916,484	2,734,144
TOTAL	1,119,885	9,864,579	675,822	10,308,642	5,570,819	-	5,577,559	-	10,301,902	5,448,309	2,940,859	980,543	932,190	2,295,169	3,227,359

Amounts in Thousand Shillings

APPENDIX 20 i: SUMMARY OF LONG TERM INSURANCE BUSINESS BALANCE SHEETS AS AT 30.09.2016

Company	APA LIFE ASSURANCE COMPANY	BARCLAYS LIFE	BRITAM LIFE ASSURANCE	CANNON ASSURANCE COMPANY	CAPEX LIFE ASSURANCE COMPANY	CIC LIFE ASSURANCE COMPANY	CONTINENTAL REINSURANCE	CORPORATE INSURANCE COMPANY	EAST AFRICA REINSURANCE	FIRST ASSURANCE COMPANY
Share Capital	450,000	450,000	880,000	150,000	150,000	800,000	300,000	150,000	500,000	150,000
Share Premium	-	-	-	-	-	-	-	-	-	-
Revaluation Reserves	(3,634)	1,380	5,364,888	-	778	-	(1,256)	-	426,157	-
Statutory Reserves	179,497	(415,353)	-	211,498	68,997	1,054,612	21,057	-	-	150,826
Retained Earnings	(5,973)	15,162	2,940,723	-	-	135,178	-	78,355	-	-
Other Reserves	-	-	(420,000)	431,084	48,793	(107,171)	67,829	-	-	-
Total Equity	619,890	51,190	8,765,611	792,582	268,567	1,882,619	387,630	228,355	926,157	300,826
Underwriting Provisions	85,285	-	652,512	58,065	6,420	401,689	17,463	10,273	-	4,430
Actuarial Contract Liabilities	2,945,608	769,156	36,902,299	632,071	35,938	4,842,956	-	623,691	239,905	19,881
LongTerm Liabilities	29,061	-	3,302,148	181,243	159,565	445,633	29,070	-	182,639	64,940
Current Liabilities	88,282	243,407	1,138,563	63,377	14,336	443,378	55,289	54,872	175,716	35,603
Total Equity And Liabilities	3,768,126	1,063,753	50,761,132	1,727,338	484,826	8,016,275	489,452	917,192	1,524,417	425,680
Land And Buildings	-	-	300,128	108,517	-	-	-	-	-	-
Investment Property	295,000	-	3,688,371	813,235	394,785	2,027,919	-	324,000	-	77,500
Other Fixed Assets	15,597	24,160	583,656	16,487	4,718	148,423	-	664	-	50
Government Securities	2,194,300	933,458	10,856,684	398,318	63,646	2,336,397	277,284	155,245	794,696	193,800
Other Securities	16,397	-	3,861,198	-	-	515,262	-	-	-	-
Investment in Related Companies	-	-	4,338,251	-	-	-	-	-	-	-
Corporate Bonds	93,679	-	828,359	18,678	-	335,473	28,025	-	52,050	-
Commercial Papers	54,884	-	1,573,851	-	-	86,354	-	-	-	-
Debentures	-	-	-	-	-	-	-	-	-	-
Ordinary Shares Quoted	433,726	-	5,587,007	110,848	3	324,748	18,129	1,217	29,548	5,340
Ordinary Shares Unquoted	33,249	-	99,240	5,291	-	3,500	-	1,282	-	-
Preference Shares Quoted	-	-	-	-	-	-	-	-	-	-
Preference Shares Unquoted	-	-	-	-	-	-	-	-	-	-
Loans Secured & Unsecured	16,146	-	875,928	19,202	-	245,956	671	57,911	-	-
Mortgages	-	-	1,074,770	94,319	-	191,153	-	-	-	-
Term Deposits	375,117	-	962,389	43,152	-	426,195	128,750	316,318	587,192	119,031
Cash and Cash Balances	62,172	50,991	158,634	29,344	170	89,956	1,258	21,668	7,816	4,601
Outstanding Premiums	94,055	17,794	351,216	5,422	20,044	921,783	25,480	985	40,104	24,545
Other Receivables	62,891	37,200	1,580,314	-	-	351,493	-	37,902	12,814	473
Other Assets	4,064	150	13,032,462	62,734	1,460	-	9,855	-	(442)	340
Intangible Assets	16,847	-	1,008,675	1,790	-	11,663	-	-	640	-
Total Assets	3,768,126	1,063,753	50,761,132	1,727,338	484,826	8,016,275	489,452	917,192	1,524,417	425,680

Amounts in Thousand Shillings

Continued next page

Continued from previous page

APPENDIX 20 ii: SUMMARY OF LONG TERM INSURANCE BUSINESS BALANCE SHEETS AS AT 30.09.2016										
Company	GA LIFE INSURANCE COMPANY	GEMINIA INSURANCE COMPANY	ICEA LION LIFE ASSURANCE COMPANY	JUBILEE INSURANCE COMPANY	KENINDIA ASSURANCE COMPANY	KENYA ORIENT LIFE ASSURANCE	KENYA REINSURANCE CORPORATION	LIBERTY LIFE ASSURANCE	MADISON INSURANCE COMPANY	METROPOLITAN LIFE ASSURANCE
Share Capital	200,000	150,000	450,000	500,000	161,388	150,000	-	612,340	150,000	416,725
Share Premium	-	-	-	-	-	-	-	-	-	491,068
Revaluation Reserves	-	-	-	-	-	-	-	311,465	-	-
Statutory Reserves	257,763	-	5,923,046	2,837,502	318,516	-	3,272,622	1,629,255	1,330,740	-
Retained Earnings	11,540	-	2,066,339	1,083,555	70,416	27,647	-	(343,436)	62,000	(882,818)
Other Reserves	-	-	-	-	2,604,245	-	-	-	-	-
Total Equity	469,303	150,000	8,439,386	4,421,057	3,154,566	177,647	3,272,622	2,209,624	1,542,740	24,975
Underwriting Provisions	-	24,270	93,227	871,213	-	-	-	395,435	70,822	69,971
Actuarial Contract Liabilities	3,392,751	-	44,756,273	44,533,269	21,184,508	325,849	2,179,836	19,458,607	6,225,054	642,609
LongTerm Liabilities	1,584	-	1,286,108	63,508	4,104	-	-	831,737	406,025	-
Current Liabilities	11,296	510,442	508,451	823,149	298,515	14,944	1,352,588	668,463	54,015	72,845
Total Equity And Liabilities	3,874,934	684,712	55,083,444	50,712,194	24,641,693	518,440	6,805,046	23,563,865	8,298,655	810,400
Land And Buildings	-	-	-	-	1,171,065	-	-	466,110	-	-
Investment Property	994,545	-	9,285,743	4,006,879	1,617,760	-	1,303,200	1,189,500	3,975,000	-
Other Fixed Assets	647	-	143,827	34,798	17,530	18,108	-	138,263	68,992	5,064
Government Securities	2,238,025	295,300	34,940,931	29,514,260	20,496,070	178,678	2,272,706	13,428,570	1,300,850	414,846
Other Securities	-	-	-	-	-	-	-	-	35,303	-
Investment in Related Companies	-	-	676,490	1,769,827	-	-	-	-	-	-
Corporate Bonds	144,940	3,000	1,304,274	1,431,124	51,893	32,211	-	2,171,831	173,413	107,462
Commercial Papers	-	-	-	-	111,184	10,125	-	-	12,400	-
Debentures	-	-	-	-	-	-	-	-	-	-
Ordinary Shares Quoted	52,630	-	5,187,017	5,164,057	193,608	-	-	2,065,279	138,600	58,250
Ordinary Shares Unquoted	-	-	-	2,060,543	675	96,548	-	-	1,428,628	-
Preference Shares Quoted	-	-	1,279	-	-	-	-	-	-	-
Preference Shares Unquoted	-	-	-	-	-	-	-	-	-	-
Loans Secured & Unsecured	387	-	432,285	665,900	86,080	10,000	-	1,175,140	110,402	1,054
Mortgages	-	-	366,980	-	4,813	-	-	364,024	26,459	-
Term Deposits	317,813	351,825	2,238,964	4,522,256	757,939	42,330	3,002,672	1,139,698	612,879	24,029
Cash and Cash Balances	114,094	15,723	40,554	208,031	16,119	57,484	66,956	487,997	62,021	13,074
Outstanding Premiums	3,321	-	-	618,033	-	25,499	159,512	321,305	11,642	153,051
Other Receivables	-	-	379,769	713,194	93,737	-	-	77,398	342,065	15,474
Other Assets	8,532	18,864	54,194	-	-	45,109	-	187,084	-	323
Intangible Assets	-	-	31,137	3,293	23,221	2,349	-	99,067	-	17,772
Total Assets	3,874,934	684,712	55,083,444	50,712,194	24,641,693	518,440	6,805,046	23,563,865	8,298,655	810,400

Amounts in Thousand Shillings

Continued next page

Continued from previous page

APPENDIX 20 iii: SUMMARY OF LONG TERM INSURANCE BUSINESS BALANCE SHEETS AS AT 30.09.2016										
Company	OLD MUTUAL ASSURANCE COMPANY	PIONEER ASSURANCE COMPANY	PRUDENTIAL LIFE ASSURANCE	SAHAM INSURANCE COMPANY	SANLAM LIFE ASSURANCE	TAKAFUL INSURANCE OF AFRICA	THE KENYAN ALLIANCE INSURANCE	THE MONARCH INSURANCE COMPANY	UAP LIFE ASSURANCE COMPANY	TOTAL
Share Capital	2,174,871	150,000	400,000	150,000	200,000	150,000	400,000	154,976	1,130,456	11,680,756
Share Premium	1,884,957	-	369,064	-	30,260	-	-	-	8,637	2,783,986
Revaluation Reserves	-	-	-	4,131	-	-	-	-	27,534	6,131,443
Statutory Reserves	-	315,564	(687,521)	-	2,305,058	45,756	6,000	20,577	(95,942)	18,750,070
Retained Earnings	(1,862,996)	301,690	-	893	(801,345)	-	18,282	-	2,649	2,917,861
Other Reserves	-	-	346,791	-	-	-	-	151,510	-	3,123,081
Total Equity	2,196,831	767,254	428,334	155,024	1,733,973	195,756	424,282	327,064	1,073,334	45,387,199
Underwriting Provisions	442,466	618,848	113,464	32,152	-	-	28,851	50,425	632,142	4,679,423
Actuarial Contract Liabilities	10,252,100	1,637,226	402,829	1,028,975	20,674,455	39,309	1,678,521	124,956	8,451,962	234,000,594
LongTerm Liabilities	-	140,842	-	-	691,552	-	7,835	-	-	7,827,594
Current Liabilities	726,206	50,110	56,720	29,203	1,462,702	5,201	44,629	93,794	320,501	9,416,597
Total Equity And Liabilities	13,617,603	3,214,279	1,001,347	1,245,354	24,562,682	240,266	2,184,118	596,238	10,477,939	301,311,407
Land And Buildings	977,311	-	-	-	-	-	-	-	-	3,023,131
Investment Property	950,000	897,021	-	76,000	2,038,062	-	300,000	296,832	902,391	35,453,743
Other Fixed Assets	86,642	40,670	47,969	3,935	131,060	-	2,268	25,565	27,505	1,586,598
Government Securities	3,543,502	364,730	249,882	680,516	12,291,460	52,866	166,450	75,345	5,227,484	145,936,299
Other Securities	19,618	-	-	-	769,292	-	-	-	-	5,217,070
Investment in Related Companies	-	-	-	-	-	-	-	22,500	-	6,807,068
Corporate Bonds	743,718	-	-	67,949	1,895,622	30,063	55,679	-	964,951	10,534,394
Commercial Papers	-	-	-	-	-	-	-	-	103,545	1,952,343
Debentures	-	-	-	-	-	-	-	-	-	-
Ordinary Shares Quoted	3,264,693	28,221	-	13,012	2,703,609	-	-	-	1,609,431	26,988,973
Ordinary Shares Unquoted	464,538	-	-	-	-	-	-	-	12,502	4,205,996
Preference Shares Quoted	-	-	-	-	-	-	-	-	-	1,279
Preference Shares Unquoted	-	-	-	-	-	-	-	-	-	-
Loans Secured & Unsecured	257,330	95,811	13,123	8,052	22,795	-	11,846	-	13,874	4,119,893
Mortgages	28,691	-	-	-	344,297	-	-	-	50,070	2,545,576
Term Deposits	1,454,438	500,837	-	263,813	2,587,124	88,516	1,002,888	-	757,962	22,624,127
Cash and Cash Balances	194,209	16,421	587,830	22,179	497,724	25,201	486	714	57,289	2,910,716
Outstanding Premiums	71,773	998,325	7,067	28,946	261,986	43,621	36,636	80,589	409,534	4,732,268
Other Receivables	1,343,064	182,730	6,143	-	-	-	-	-	97,498	5,334,159
Other Assets	212,769	73,236	58,902	80,951	915,583	-	607,865	92,390	243,901	15,710,326
Intangible Assets	5,306	16,277	30,432	-	104,068	-	-	2,304	-	1,374,841
Total Assets	13,617,603	3,214,279	1,001,347	1,245,354	24,562,682	240,266	2,184,118	596,238	10,477,939	301,311,400

Amounts in Thousand Shillings

APPENDIX 21 i: SUMMARY OF GENERAL INSURANCE BUSINESS BALANCE SHEETS AS AT 30.09.2016

Company	AAR INSURANCE KENYA	AFRICAN MERCHANT ASSURANCE COMPANY	AIG INSURANCE COMPANY	ALLIANZ INSURANCE COMPANY	APA INSURANCE COMPANY	BRITAM GENERAL INSURANCE COMPANY	CANNON ASSURANCE COMPANY	CIC GENERAL INSURANCE COMPANY	CONTINENTAL REINSURANCE	CORPORATE INSURANCE COMPANY
Share Capital	400,000	987,386	450,000	1,000,000	1,250,000	2,668,000	300,000	1,700,000	500,000	400,000
Share Premium	600,523	-	-	-	-	-	-	-	-	-
Revaluation Reserves	-	-	(1,942)	-	-	-	318,810	(1,326)	(2,460)	-
Statutory Reserves	-	-	-	-	-	-	-	-	-	-
Retained Earnings	(85,266)	733,095	1,480,387	18,899	3,547,652	59,773	(196,572)	2,568,570	292,308	544,303
Other Reserves	-	12,502	-	-	373,856	-	-	-	-	-
Total Equity	915,256	1,732,983	1,928,445	1,018,899	5,171,508	2,727,773	422,238	4,267,244	789,848	944,303
Underwriting Provisions	2,331,679	2,078,594	1,760,578	13,842	8,795,421	6,418,021	1,777,868	5,865,266	464,417	244,624
Actuarial Contract Liabilities	-	-	-	-	-	-	-	-	-	-
LongTerm Liabilities	-	377,300	-	-	-	-	-	-	-	-
Current Liabilities	28,832	157,051	1,297,764	14,995	634,199	115,389	312,376	109,419	347,469	181,444
Total Equity And Liabilities	3,275,767	4,345,928	4,986,786	1,047,737	14,601,128	9,261,184	2,512,481	10,241,929	1,601,734	1,370,371
Land And Buildings	-	729,066	-	-	-	28,275	106,273	217,043	-	-
Investment Property	-	510,000	600,000	-	1,160,000	-	266,000	1,476,960	-	780,000
Other Fixed Assets	90,796	105,339	59,993	5,001	107,684	198,010	40,781	271,266	17,890	4,152
Government Securities	625,408	509,737	2,655,532	98,038	6,307,338	4,163,680	393,231	1,429,013	454,300	178,900
Other Securities	-	-	-	-	-	-	-	371,337	-	-
Investment in Related Companies	-	-	-	-	573,974	215,588	30,000	-	-	-
Corporate Bonds	108,977	18,843	-	-	282,759	520,090	32,255	247,466	64,989	-
Commercial Papers	-	-	-	-	13,813	380,596	-	173,422	-	-
Debentures	-	-	-	-	-	-	-	-	-	-
Ordinary Shares Quoted	-	17,714	-	-	1,765,344	434,517	385,056	350,746	40,787	1,218
Ordinary Shares Unquoted	-	-	-	-	55,339	14,054	303,770	22,625	-	1,421
Preference Shares Quoted	-	-	-	-	-	-	-	-	-	-
Preference Shares Unquoted	-	-	-	-	-	-	-	-	-	-
Loans Secured & Unsecured	-	20,499	21,068	-	51,328	-	15,529	260,302	4,238	-
Mortgages	-	-	-	-	41,868	-	33,733	-	25,568	-
Term Deposits	921,245	1,012,667	156,211	700,000	1,195,076	700,730	129,524	1,792,990	290,485	59,154
Cash and Cash Balances	17,953	37,207	222,092	169,742	92,377	429,150	11,832	147,967	13,815	1,089
Outstanding Premiums	1,421,685	1,149,594	1,019,402	36,220	2,297,894	928,937	454,429	2,313,908	636,225	278,120
Other Receivables	57,412	56,369	99,038	-	144,682	449,597	171,304	499,006	32,926	11,838
Other Assets	-	160,138	107,117	38,736	191,040	165,304	35,414	130,811	20,511	21,883
Intangible Assets	32,291	18,755	46,334	-	320,612	632,656	103,350	537,066	-	32,598
Total Assets	3,275,767	4,345,928	4,986,786	1,047,737	14,601,128	9,261,184	2,512,481	10,241,929	1,601,734	1,370,371

Amounts in thousand Shillings

Continued next page

Continued from previous page

APPENDIX 21 ii: SUMMARY OF GENERAL INSURANCE BUSINESS BALANCE SHEETS AS AT 30.09.2016

Company	DIRECTLINE ASSURANCE COMPANY	EAST AFRICA REINSURANCE COMPANY	FIDELITY SHIELD INSURANCE COMPANY	FIRST ASSURANCE COMPANY	GA GENERAL INSURANCE COMPANY	GEMINIA INSURANCE COMPANY LIMITED	HERITAGE INSURANCE COMPANY	ICEA LION GENERAL INSURANCE COMPANY	INTRA-AFRICA ASSURANCE COMPANY	INVESCO ASSURANCE COMPANY
Share Capital	300,000	1,000,000	600,000	660,000	450,000	550,000	500,000	1,000,000	400,000	1,680,000
Share Premium	-	-	-	512,139	-	-	-	-	-	-
Revaluation Reserves	(94,283)	212,620	99,157	137,417	829,766	578,992	-	380,354	319,752	102
Statutory Reserves	-	-	-	-	-	-	-	(200,000)	-	-
Retained Earnings	644,454	1,148,076	305,325	775,240	1,484,031	379,070	1,890,382	2,186,773	99,417	(1,284,353)
Other Reserves	-	8,922	-	-	231,859	55,222	-	200,000	-	-
Total Equity	850,171	2,369,618	1,004,482	2,084,795	2,995,656	1,563,283	2,390,382	3,567,127	819,169	395,749
Underwriting Provisions	4,157,300	2,214,095	1,670,825	2,523,541	4,408,351	2,403,521	3,012,497	4,696,292	845,140	2,499,697
Actuarial Contract Liabilities	-	-	-	-	-	-	-	-	-	-
LongTerm Liabilities	-	99,979	5,834	-	-	887	-	539,945	-	93,448
Current Liabilities	48,174	1,279,656	190,831	638,183	1,224,954	209,988	693,556	910,917	64,950	161,227
Total Equity And Liabilities	5,055,645	5,963,348	2,871,971	5,246,519	8,628,961	4,177,679	6,096,434	9,714,282	1,729,258	3,150,122
Land And Buildings	-	393,698	261,486	185,250	1,154,250	19,484	-	-	130,020	75,011
Investment Property	1,189,889	765,852	1,102,095	1,325,000	1,396,070	973,000	17,500	2,590,000	288,660	1,178,480
Other Fixed Assets	100,869	4,188	36,535	22,001	35,005	33,330	109,387	145,388	21,916	60,065
Government Securities	987,991	1,259,455	240,385	956,591	1,893,821	756,200	2,717,707	3,596,856	227,146	176,000
Other Securities	-	-	-	-	-	-	-	40,789	-	-
Investment in Related Companies	186,106	-	-	52,929	308,827	-	121,369	50,147	-	-
Corporate Bonds	-	356,590	-	59,985	278,715	24,300	195,646	293,642	-	-
Commercial Papers	-	-	-	-	10,197	-	-	-	-	-
Debentures	-	-	-	-	-	-	-	-	-	-
Ordinary Shares Quoted	118,921	74,819	91,181	35,878	338,600	159,713	101,024	766,075	70,476	2,175
Ordinary Shares Unquoted	-	-	-	-	210,054	6,088	-	14,258	-	-
Preference Shares Quoted	-	-	-	-	-	-	-	-	-	-
Preference Shares Unquoted	-	-	-	-	-	-	-	-	-	-
Loans Secured & Unsecured	14,288	3,254	6,224	16,425	220,542	58,931	55,558	-	-	-
Mortgages	-	39,770	28,693	-	-	-	277,849	-	12,733	-
Term Deposits	1,195,759	1,619,470	142,335	1,390,977	844,676	695,544	469,990	619,699	268,802	202,665
Cash and Cash Balances	915,728	59,015	88,894	100,989	35,724	73,438	99,110	4,687	31,631	295,660
Outstanding Premiums	-	821,036	659,552	795,640	1,454,979	531,386	1,387,248	952,540	541,597	401,525
Other Receivables	-	108,009	-	16,189	26,962	27,764	73,581	93,140	90,238	278,379
Other Assets	260,520	69,426	130,504	230,364	84,985	816,611	452,786	249,898	-	-
Intangible Assets	85,575	388,767	84,087	58,303	335,554	1,890	17,680	297,163	46,040	480,161
Total Assets	5,055,645	5,963,348	2,871,971	5,246,519	8,628,961	4,177,679	6,096,434	9,714,282	1,729,258	3,150,122

Amounts in thousand Shillings

Continued next page

Continued from previous page

APPENDIX 21 iii: SUMMARY OF GENERAL INSURANCE BUSINESS BALANCE SHEETS AS AT 30.09.2016											
Company	JUBILEE INSURANCE COMPANY	KENINDIA ASSURANCE COMPANY	KENYA ORIENT INSURANCE COMPANY	KENYA REINSURANCE CORPORATION	MADISON INSURANCE COMPANY	MAYFAIR INSURANCE COMPANY	OCCIDENTAL INSURANCE COMPANY	PACIS INSURANCE COMPANY	PHOENIX OF EAST AFRICA ASSURANCE	PIONEER GENERAL INSURANCE	RESOLUTION INSURANCE COMPANY
Share Capital	2,000,000	400,000	810,721	1,749,873	300,000	600,000	693,000	303,000	300,000	600,000	1,326,911
Share Premium □	-	1,198	-	-	-	-	-	17,712	-	-	270,000
Revaluation Reserves	132,930	85,751	391,005	4,049	-	337,806	1,506	(1,219)	60,674	-	(3,251)
Statutory Reserves	-	-	-	-	-	-	-	-	-	-	-
Retained Earnings	3,596,248	1,628,345	196,901	17,170,406	704,590	820,608	141,919	327,892	1,024,898	29	(545,330)
Other Reserves	-	289,426	50,000	783,679	-	-	-	-	-	-	-
Total Equity □	5,729,178	2,404,720	1,448,627	19,708,007	1,004,590	1,758,413	836,425	647,385	1,385,572	600,029	1,048,330
Underwriting Provisions	6,755,877	2,573,780	1,395,278	9,638,016	1,924,727	1,706,886	1,733,807	1,037,338	259,565	-	842,348
Actuarial Contract Liabilities	-	-	-	-	-	-	-	-	-	-	-
LongTerm Liabilities	-	81,251	96,087	-	8,595	-	1,044	50,000	-	-	-
Current Liabilities	449,051	963,279	225,042	1,069,801	55,029	313,118	96,132	101,008	50,815	39,094	721,703
Total Equity And Liabilities	12,934,106	6,023,030	3,165,034	30,415,824	2,992,942	3,778,416	2,667,408	1,835,731	1,695,952	639,123	2,612,381
Land And Buildings	-	621,988	77,793	28,098	-	200,987	-	75,500	-	-	-
Investment Property	-	1,037,318	363,573	6,773,464	567,000	415,601	441,683	745,325	-	-	-
Other Fixed Assets	46,025	80,416	51,581	80,790	62,149	63,345	40,420	56,010	34,274	-	189,424
Government Securities	3,383,201	1,978,852	176,134	8,817,946	393,948	429,522	1,010,795	145,759	407,500	30,000	138,112
Other Securities	-	-	-	-	939	-	-	-	-	-	-
Investment in Related Companies	1,665,568	81,905	170,000	3,697,648	-	372,222	-	-	143,807	-	-
Corporate Bonds	26,013	51,893	5,084	491,872	23,706	128,133	32,731	-	-	-	-
Commercial Papers	-	43,200	-	-	22,440	-	-	-	-	-	-
Debentures	-	-	-	-	-	-	-	-	-	-	-
Ordinary Shares Quoted	942,087	72,003	5,081	2,278,527	9,634	176,668	111,234	1,603	170,331	-	-
Ordinary Shares Unquoted	579,425	211,542	1,070,273	202,231	244,951	493,864	100,825	1,420	-	-	-
Preference Shares Quoted	411	-	-	86	-	-	-	-	-	-	-
Preference Shares Unquoted	-	-	-	-	-	-	-	-	-	-	-
Loans Secured & Unsecured	33,530	500	-	-	6,046	11,282	-	-	4,049	-	-
Mortgages	71,033	-	-	679,456	-	-	-	-	-	-	-
Term Deposits	-	622,258	78,961	1,008,090	197,234	945,842	183,416	55,081	290,979	600,000	802,845
Cash and Cash Balances	(70,759)	128,613	10,823	315,926	31,986	41,683	36,439	10,770	57,342	-	59,928
Outstanding Premiums	4,640,586	555,042	810,525	3,545,438	1,104,455	330,332	495,516	581,476	283,837	-	337,344
Other Receivables	950,804	-	80,692	689,858	162,536	-	57,933	151,039	72,927	9,123	700,160
Other Assets	284,829	479,959	97,629	377,268	3,384	152,536	124,652	-	183,765	-	157,078
Intangible Assets	381,352	57,541	166,887	1,429,127	162,536	16,400	31,763	11,747	47,140	-	227,490
Total Assets	12,934,106	6,023,030	3,165,034	30,415,824	2,992,942	3,778,416	2,667,408	1,835,731	1,695,952	639,123	2,612,381

Amounts in thousand Shillings

Continued next page

Continued from previous page

APPENDIX 21 iv: SUMMARY OF GENERAL INSURANCE BUSINESS BALANCE SHEETS AS AT 30.09.2016										
Company	SAHAM INSURANCE COMPANY	SANLAM INSURANCE COMPANY	TAKAFUL INSURANCE OF AFRICA	TAUSI ASSURANCE COMPANY	THE KENYAN ALLIANCE INSURANCE COMPANY	THE MONARCH INSURANCE COMPANY	TRIDENT INSURANCE COMPANY	UAP INSURANCE COMPANY	XPLICO INSURANCE COMPANY	TOTAL
Share Capital	300,000	350,284	470,203	600,000	300,000	316,476	500,000	1,000,000	887,500	30,603,354
Share Premium	-	102,759	50,000	-	-	-	-	-	-	1,554,331
Revaluation Reserves	(4,184)	54,362	-	152,683	85,660	-	205,130	-	19,670	4,299,531
Statutory Reserves	-	-	-	-	-	-	-	-	-	(200,000)
Retained Earnings	163,883	(224,980)	(19,608)	301,745	930,973	63,217	1,598,453	5,083,863	165,802	49,721,418
Other Reserves	-	-	-	(30,591)	(2,731)	-	25,000	1,242,019	-	3,239,163
Total Equity	459,699	282,425	500,595	1,023,837	1,313,901	379,693	2,328,583	7,325,882	1,072,972	89,217,792
Underwriting Provisions	484,025	1,529,849	789,609	788,797	1,316,469	701,212	1,468,907	6,823,720	751,083	100,702,862
Actuarial Contract Liabilities	-	-	-	-	-	-	-	-	-	-
LongTerm Liabilities	-	-	-	-	49,978	-	51,217	-	-	1,455,565
Current Liabilities	249,215	301,326	256,856	185,009	611,156	38,146	486,893	1,577,815	265,604	16,677,466
Total Equity And Liabilities	1,192,939	2,113,600	1,547,061	1,997,644	3,291,504	1,119,051	4,335,601	15,727,417	2,089,658	208,053,686
Land And Buildings	-	-	-	270,019	105,000	-	240,660	-	586,500	5,506,401
Investment Property	-	1,116,700	21,100	-	1,255,845	347,025	1,716,399	3,582,700	-	34,003,239
Other Fixed Assets	11,380	23,998	38,728	19,623	52,370	10,705	23,026	59,458	143,538	2,556,856
Government Securities	455,999	217,259	31,636	842,592	303,263	135,423	233,549	3,286,203	80,000	52,125,022
Other Securities	-	-	-	-	-	-	16,957	-	103,000	533,022
Investment in Related Companies	-	-	-	-	-	-	1,026,000	-	25,251	8,721,341
Corporate Bonds	66,037	15,000	55,063	26,064	27,476	-	23,750	808,811	-	4,265,890
Commercial Papers	-	-	-	-	-	-	-	25,817	-	669,485
Debentures	-	-	-	-	-	-	-	-	-	-
Ordinary Shares Quoted	36,770	558	-	176,295	20,314	-	5,342	1,367,460	-	10,128,151
Ordinary Shares UnQuoted	-	105,929	-	6,308	-	59	7,985	66,450	-	3,718,871
Preference Shares Quoted	-	-	-	-	-	-	-	-	-	497
Preference Shares Unquoted	-	-	-	-	-	-	-	-	-	-
Loans Secured & Unsecured	9,992	8,803	-	3,875	9,898	-	337,788	1,216,037	5,631	2,395,617
Mortgages	-	-	-	93,464	-	-	-	209,383	-	1,513,550
Term Deposits	256,461	134,650	529,908	283,363	619,732	16,583	10,905	820,081	299,833	22,164,221
Cash and Cash Balances	87,086	14,798	193,837	64,226	34,692	14,169	66,195	465,746	15,945	4,427,545
Outstanding Premiums	198,765	273,240	376,901	125,725	672,321	479,792	496,527	2,006,878	571,323	35,967,940
Other Receivables	-	1,526	-	-	62,020	3,980	94,073	573,814	131,887	5,978,806
Other Assets	44,494	188,281	252,751	17,942	65,012	64,655	22,428	817,860	116,108	6,616,679
Intangible Assets	25,954	12,858	47,137	68,147	63,562	46,660	14,018	420,720	10,643	6,760,564
Total Assets	1,192,939	2,113,600	1,547,061	1,997,644	3,291,504	1,119,051	4,335,601	15,727,417	2,089,658	208,053,686

Amounts in thousand Shillings